



NVT HARVEST REPORT



MARCH 2024



Northern New South Wales
Northern Region



Title:

NVT Harvest Report – Northern New South Wales

Published: March 2024

Authors:

Katherine Hollaway, Astute Ag and
Dr Sue Knights, SE Knights Consulting

Acknowledgements:

We would like to thank all those who provided information and assistance with the development of this Harvest Report.

© Grains Research and Development Corporation 2024

This book is copyright. Except as permitted under the *Copyright Act 1968* (Commonwealth) and subsequent amendments, no part of this publication may be reproduced, stored or transmitted in any form or by any means, electronic or otherwise, without the specific written permission of the copyright owner.

GRDC contact details:

PO Box 5367
KINGSTON ACT 2604

Phone: 02 6166 4500

Email: comms@grdc.com.au

Design and production:

Coretext, www.coretext.com.au

COVER: John Nairn, South Australian Research and Development Institute (SARDI-PIRSA), harvesting the barley National Variety Trial site at the SARDI Turretfield Research Centre, Rosedale, SA, 2023.

PHOTO: Trevor Garnett, GRDC

DISCLAIMER: Any recommendations, suggestions or opinions contained in this publication do not necessarily represent the policy or views of the Grains Research and Development Corporation. No person should act on the basis of the content of this publication without first obtaining specific, independent professional advice.

The Grains Research and Development Corporation will not be liable for any loss, damage, cost or expense incurred or arising by reason of any person using or relying on the information in this publication.




CONTENTS



Download this guide at:
nvt.grdc.com.au/harvest-reports

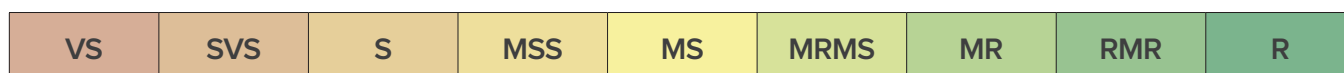
INTRODUCTION	4
WHEAT	6
BARLEY	21
CANOLA	27
CHICKPEA	31
FABA BEAN	34
USEFUL NVT TOOLS	37

LEGEND: MEAN VARIETY YIELD PERFORMANCE



Long-term mean yield illustrated by colour gradient from low (red) to high (green)

DISEASE RATING COLOUR RANGE



Disease severity scale from very susceptible (VS) to resistant (R)

The disease ratings in the report are current at the time of publication.

Regularly visit nvt.grdc.com.au/nvt-disease-ratings to find the latest NVT disease ratings.

Refer to the latest *Crop Sowing Guide* for further information at
nvt.grdc.com.au/resources/crop-sowing-guides

INTRODUCTION

The NVT Harvest Report - Northern New South Wales provides information to support growers and advisers with decisions on variety selection for **Northern New South Wales**. The information has been generated from the Grains Research and Development Corporation's (GRDC) National Variety Trials (NVT) database. This publication provides a summary of the 2023 and long-term yield performance of varieties of crop species suitable for production in **Northern New South Wales** together with their quality and disease responses.

The NVT program provides growers and advisers with comparative results on yield performance, quality and disease resistance ratings of commercially available grain varieties that is independent, consistent, timely and robust.

Conducted to a set of predetermined protocols, trials are sown and managed to reflect local best practice such as sowing time, fertiliser application, weed management, pest/disease control and fungicide application. The NVT is not designed to grow varieties to their maximum yield potential.

GRDC recognises that sustaining a project of this nature hinges on the collaboration of growers who willingly provide sites and often lend a hand in trial management on their properties. Equally significant is the partnership with seed companies who supply seed of commercial varieties and experimental lines to the program.

Interpreting long-term yield results

A factor analytic (FA) mixed model approach is used in the multi-environment trial (MET) analysis conducted by GRDC, supported by the Analytics for the Australian Grains Industry (AAGI).

This approach generates long-term MET values for varieties at an individual trial level.

This format provides more detailed results to better understand a variety's performance over several years at the individual trial/environment level, rather than just a single averaged value.

In the *NVT Harvest Report - Northern New South Wales*, results are presented in year groupings for yield for the past five years and quality for the past two years. Further detailed interrogation of the NVT Online results using the Long Term Yield Reporter will provide more specific performance results on all varieties of each crop species in each NVT location throughout **Northern New South Wales**.

The results presented in this Harvest Report are based on the default filters in the Long Term Yield Reporter. In some cases, trial results are excluded because they do not meet the default standards for statistical validity. These are listed in the tables as 'Trial results below standard'. Trials below standard can be viewed by reducing the default VAF settings within the [Long Term Yield Reporter](#).

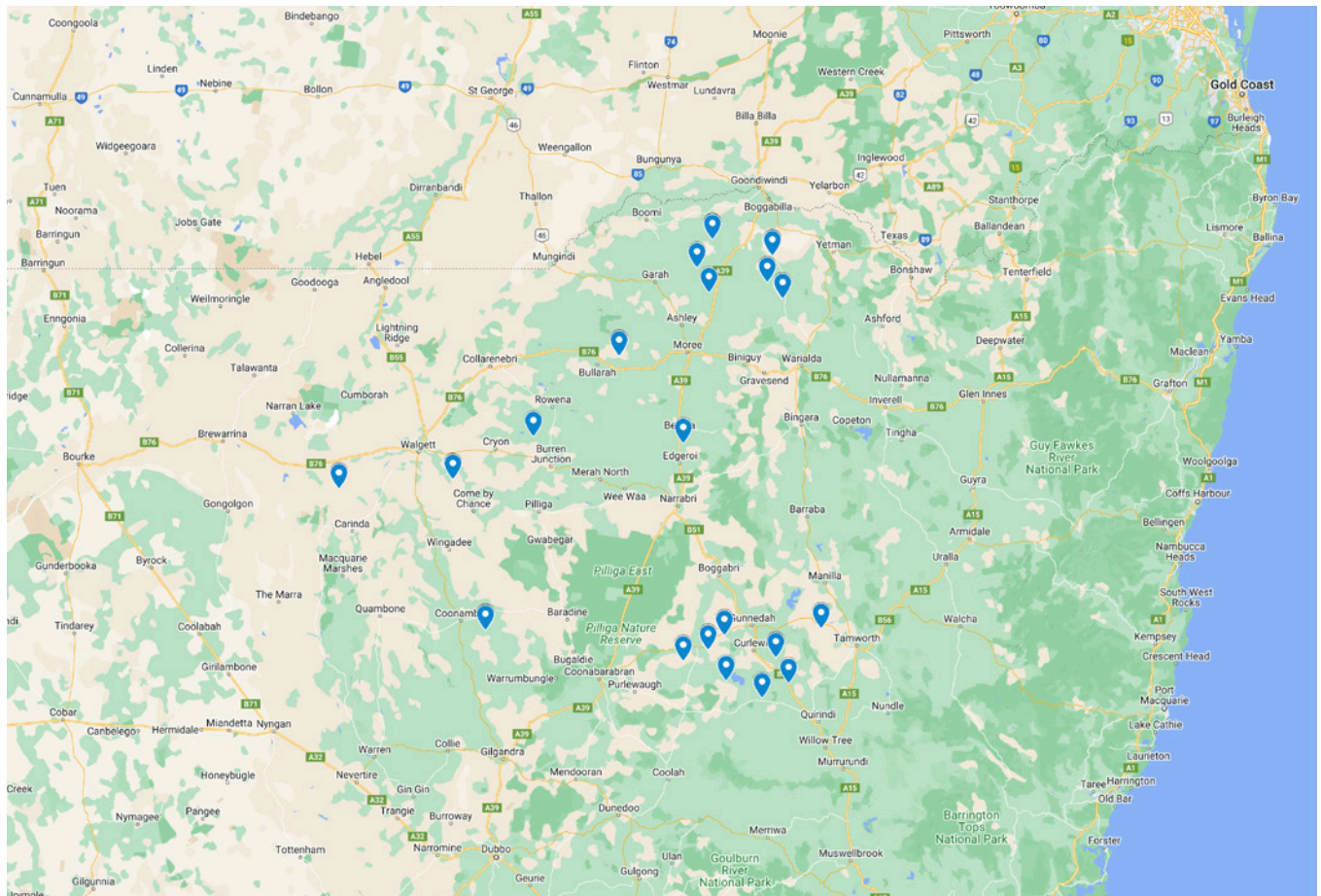
Trials listed as compromised are not suitable for making variety decisions. Results can be found in the [Quarantined trial reports](#).

▶ Refer to the latest *Crop Sowing Guide* for further information at nvt.grdc.com.au/resources/crop-sowing-guides

NVT SITE LOCATIONS – Northern New South Wales

Figure 1: Locality of NVT trial sites in Northern New South Wales from 2019 to 2023.

SOURCE: NVT Online



See all NVT trial locations and view trial results at nvt.grdc.com.au/trial-results.

WHEAT

New wheat varieties

The following information is for wheat varieties released in the 12 months to the date when the MET analysis was published on NVT online. Please go to nvt.grdc.com.au to find trial results for any new varieties released since the publication of this harvest report.

Variety	Breeding company	Grain classification	End point royalty* (\$)	Comments supplied by breeding company ¹
Genie ^{db}	InterGrain		3.50	Genie ^{db} is a mid-slow maturing wheat and is an excellent alternative to RockStar ^{db} in greater than three tonne per hectare yield environments. In these environments, the variety offers medium-high rainfall growers a yield improvement compared with RockStar ^{db} . Genie ^{db} , with its slightly later maturity than RockStar ^{db} and long coleoptile, enables earlier sowing opportunities to be maximised. Genie ^{db} has an excellent disease resistance package including useful stem rust and stripe rust resistances. It offers good test weight, moderate grain size and has a medium plant height. Preliminary internal data indicates Genie ^{db} has good sprouting tolerance. Genie ^{db} has an AH classification in the western and southern zones and an AH classification is expected for the south-eastern and northern zones in 2024.
Leverage ^{db}	Australian Grain Technologies		TBC	Replacement for EGA Gregory ^{db} , Coolah ^{db} and LRPB Flanker ^{db} . Very high yielding in the early planting window. APH quality classification in the northern zone, with south eastern zone classification pending. Good resistance to major diseases. Mid-slow maturity, suited to late April/early May planting. Good yellow spot resistance. Good physical grain quality characteristics. Shorter plant type than other EGA Gregory ^{db} -type varieties.
LRPB Major ^{db}	LongReach Plant Breeders		TBC	Mid-slow maturing spring wheat (similar to Beckom ^{db} and RockStar ^{db}) suitable for early to mid May seeding opportunities throughout southern NSW. Good disease package for southern NSW and Victorian production systems with improved Septoria resistance over its Beckom ^{db} parent. Strong yield performance in both acidic and sodic soil yield trials. AH classification southern NSW, Victoria and South Australia. Marketed by Pacific Seeds.
LRPB Tracer ^{db}	LongReach Plant Breeders		TBC	Mid-spring maturing variety (similar to LRPB Reliant ^{db} and Suntop ^{db}) suitable for main season seeding opportunities across NSW and Queensland. Strong performance in sodic soil yield trials combined with a good disease package for northern production systems and excellent RLN (<i>Pratylenchus thornei</i>) tolerance. Compact canopy (similar plant height to LRPB Lancer ^{db}) which can aid in stubble management in zero-till farming systems. APH south east (Southern NSW) northern classification (Northern NSW and Queensland) expected prior to sowing in 2024. Marketed by Pacific Seeds.
SEA Peel	Seed Exchange Australia		TBC	A quick spring variety with yield potential to varieties in this maturity group. Consistently low screenings. Useful levels of resistance to soil-borne pathogens. Strong rust resistance package. Final milling classification anticipated in 2024.
SEA Stockman	Seed Exchange Australia		3.00	An awnless hay wheat. Its quick maturity relative to other hay wheats allows SEA Stockman to be sown relatively late and harvested early to allow a summer crop. Excellent standability. Good rust resistance package. Large kernel size.
Sundancer ^{db}	Australian Grain Technologies		TBC	An ideal replacement for LRPB Lancer ^{db} . Very high yielding, with excellent yield stability. Suits late April, early May planting. Excellent rust resistance. Medium-short plant type with better straw strength than LRPB Lancer ^{db} . Longer coleoptile than LRPB Lancer ^{db} and other early season varieties. APH classification for the northern zone, with southern eastern zone pending.

* EPR amount is ex-GST, ^{db} denotes Plant Breeder's Rights apply. ¹ All data in the table was provided by breeders. Readers should raise any issues with the displayed data directly with the breeder.

Refer to the latest *Crop Sowing Guide* for further information at nvt.grdc.com.au/resources/crop-sowing-guides

Wheat variety yield performance – Northern New South Wales

Yield results are presented from the top-performing varieties within each NVT location in the region for the past five seasons. Results are presented (as a percentage) for each variety relative to the mean trial yield for the location within each year. Varieties are listed in descending order of average yield over the period. The Long Term Yield Reporter provides additional information on varieties not listed and can be viewed as a table or chart with error bars. Rainfall is provided for January to March (J–M) and April to October (A–O) and, where relevant, irrigation from April to October.

Table 1: Bellata main season wheat.

Year	2019	2020	2021	2022	2023
Mean yield (t/ha)		4.38	5.49		2.75
Catapult ^{db}	Compromised trial		107	Compromised trial	104
Sunblade CL Plus ^{db*}		106	113		106
Calibre ^{db}			109		107
Brumby ^{db}					105
LRPB Raider ^{db}		111	107		101
Sunmaster ^{db}		103	110		107
Jillaroo ^{db}			106		107
Boree ^{db}		112	103		105
Coota ^{db}		109	105		102
Vixen ^{db}		108	102		106
RockStar ^{db}		113	100		102
Sundancer ^{db}					104
Suncentral ^{db}		100	105		108
SUN1081A ^{db}					112
Beckom ^{db}		103	103		104
Sowing date	22 Jul	18 May	21 May	25 May	15 May
Rainfall J–M (mm)	67	337	377	274	163
Rainfall A–O (mm)	81	235	372	589	140

Special thanks to 2023 trial cooperator.
 * herbicide-tolerant variety. Learn more via the [NVT Long Term Yield Reporter](#)

Table 2: Bullarah main season wheat.

Year	2019	2020	2021	2022	2023
Mean yield (t/ha)		3.36	5.51		
Sunblade CL Plus ^{db*}	Trial failed	109	113	Compromised trial	Compromised trial
Sunmaster ^{db}		105	115		
LRPB Raider ^{db}		104	114		
Suncentral ^{db}		103	112		
Calibre ^{db}			106		
Borlaug 100 ^{db}		106	109		
Rebel Rat		105	109		
LRPB Reliant ^{db}		104	108		
Jillaroo ^{db}			102		
Catapult ^{db}		111	103		
Scepter ^{db}		108	102		
SEA Condamine		103	105		
Suntop ^{db}		100	106		
Coota ^{db}		108	101		
Coolah ^{db}		103	104		
Sowing date	24 May	14 May	11 May	16 Jun	2 Jun
Rainfall J–M (mm)	50	469	422	216	127
Rainfall A–O (mm)	24	73	253	390	60

Special thanks to 2023 trial cooperator, Rimanui Farms.
 * herbicide-tolerant variety. Learn more via the [NVT Long Term Yield Reporter](#)

Table 3: Coonamble main season wheat.

Year	2019	2020	2021	2022	2023
Mean yield (t/ha)	0.73	4.52		6.55	3.00
Leverage ^{db}			Trial failed	110	112
Sundancer ^{db}				109	
LRPB Raider ^{db}		122		98	103
RockStar ^{db}		118		101	102
Sunmaster ^{db}		105		110	103
Boree ^{db}		111		104	101
IGW5485					109
Brumby ^{db}				107	103
Sunblade CL Plus ^{db*}	123	107		106	101
Scepter ^{db}	127	107		104	100
Beckom ^{db}	105	106		106	102
LRPB Scotch ^{db}				107	98
Suncentral ^{db}	95	101		109	104
Catapult ^{db}	145	115		94	100
Calibre ^{db}				105	100
Sowing date	20 May	12 May	14 May	27 May	30 May
Rainfall J–M (mm)	155	248	224	147	41
Rainfall A–O (mm)	54	230	267	583	107

Special thanks to 2023 trial cooperator.
 * herbicide-tolerant variety. Learn more via the [NVT Long Term Yield Reporter](#)

Table 4: North Star main season wheat.

Year	2019	2020	2021	2022	2023
Mean yield (t/ha)	0.70	3.08	5.74	5.01	3.30
Sunmaster ^{db}		106	117	129	126
Suncentral ^{db}	122	105	112	126	128
Sunblade CL Plus ^{db*}	123	107	117	119	118
Rebel Rat		109	111	126	99
Borlaug 100 ^{db}	93	112	108	127	99
SUN1081A ^{db}				114	129
Suntop ^{db}	122	102	102	116	122
LRPB Impala ^{db}	134	103		111	93
LRPB Oryx ^{db}		101	113	111	106
Sunchaser ^{db}	115	102	98	119	121
Beckom ^{db}	113	101	110	105	108
Calibre ^{db}			113	96	98
Condo ^{db}	109	102	103	110	99
SEA Condamine	75	108	102	119	86
LRPB Mustang ^{db}	139	104	96	95	123
Sowing date	14 May	11 May	4 May	10 May	15 May
Rainfall J–M (mm)	97	238	419	215	175
Rainfall A–O (mm)	48	237	274	475	72

Special thanks to 2023 trial cooperator.
 * herbicide-tolerant variety. Learn more via the [NVT Long Term Yield Reporter](#)

WHEAT
 BARLEY
 CANOLA
 CHICKPEA
 FABABEAN

Table 5: Spring Ridge main season wheat.

Year	2019	2020	2021	2022	2023
Mean yield (t/ha)		3.97	4.63		
Catapult ^{db}	Trial failed		127	Compromised trial	Compromised trial
Calibre ^{db}			118		
Jillaroo ^{db}			117		
Scepter ^{db}		104	117		
Sunblade CL Plus ^{db*}		108	113		
Boree ^{db}		101	118		
Coota ^{db}		97	120		
Vixen ^{db}		102	114		
RockStar ^{db}		97	117		
LRPB Raider ^{db}		98	115		
Sunmaster ^{db}		111	102		
LRPB Scotch ^{db}			114		
Coolah ^{db}		95	112		
Beckom ^{db}		105	102		
Suncentral ^{db}		112	94		
Sowing date	18 Jun	1 Jun	1 Jun	24 May	9 May
Rainfall J–M (mm)	141	338	331	317	153
Rainfall A–O (mm)	112	392	286	628	138

Special thanks to 2023 trial cooperator.

* herbicide-tolerant variety. Learn more via the [NVT Long Term Yield Reporter](#)

Table 6: Tullooa main season wheat.

Year	2019	2020	2021	2022	2023
Mean yield (t/ha)	2.02	3.23	5.36	4.72	
Sunmaster ^{db}		106	115	126	No trial
Suncentral ^{db}	105	105	112	124	
Borlaug 100 ^{db}	112	106	110	122	
Rebel Rat		104	111	121	
Sunblade CL Plus ^{db*}	107	108	114	115	
SUN1081A ^{db}				114	
SEA Condamine	107	102	105	115	
Brumby ^{db}				100	
Suntop ^{db}	99	102	103	116	
Sunchaser ^{db}	98	99	100	120	
Calibre ^{db}			111	92	
Leverage ^{db}				114	
Beckom ^{db}	102	101	106	104	
Scepter ^{db}	109	107	109	93	
LRPB Impala ^{db}	95	98		106	
Sowing date	14 May	12 May	11 May	10 May	
Rainfall J–M (mm)	97	263	419	215	
Rainfall A–O (mm)	48	193	274	475	

Special thanks to 2023 trial cooperator.

* herbicide-tolerant variety. Learn more via the [NVT Long Term Yield Reporter](#)

Table 7: Walgett main season wheat.

Year	2019	2020	2021	2022	2023
Mean yield (t/ha)		4.07	6.26	5.47	1.87
Calibre ^{db}	No trial		107	112	109
Borlaug 100 ^{db}		106	106	121	93
Vixen ^{db}		118	100	107	125
Suncentral ^{db}		107	106	112	113
Sunmaster ^{db}		105	107	113	108
SUN1081A ^{db}				101	115
Boree ^{db}		111	105	108	111
Scepter ^{db}		110	104	109	112
Brumby ^{db}				110	99
Jillaroo ^{db}			103	102	114
Sunblade CL Plus ^{db*}		105	105	109	107
Beckom ^{db}		105	103	108	109
SEA Condamine		99	105	117	84
Condo ^{db}		102	99	112	103
Leverage ^{db}				103	95
Sowing date		13 May	13 May	15 Jun	19 May
Rainfall J–M (mm)		248	272	231	40
Rainfall A–O (mm)		223	215	449	147

Special thanks to 2023 trial cooperator.

* herbicide-tolerant variety. Learn more via the [NVT Long Term Yield Reporter](#)

Table 8: Bellata early season wheat.

Year	2019	2020	2021	2022	2023
Mean yield (t/ha)	1.15	4.78	5.48	4.25	4.32
Leverage ^{db}				120	111
Sundancer ^{db}				119	110
Jumbuck ^{db}					109
SUN1081A ^{db}				111	112
RGT Zanzibar	58	97	108	146	94
LRPB Raider ^{db}		111	103	104	108
Catapult ^{db}			105	84	112
RockStar ^{db}		110	107	88	109
Coota ^{db}	121	108	104	96	107
Sunflex ^{db}	110	106		103	104
Coolah ^{db}	113	106	100	100	106
LRPB Stealth ^{db}	119	104	99	96	106
Brumby ^{db}					112
LRPB Scotch ^{db}				130	93
LRPB Flanker ^{db}	99	98	93	101	103
Sowing date	7 May	28 Apr	29 Apr	4 May	27 Apr
Rainfall J–M (mm)	67	337	377	274	163
Rainfall A–O (mm)	81	235	372	589	140

Special thanks to 2023 trial cooperator.

Learn more via the [NVT Long Term Yield Reporter](#)

Table 9: Bullarah early season wheat.

Year	2019	2020	2021	2022	2023		
Mean yield (t/ha)		3.50	5.70	3.93			
Leverage ^{db}	Trial failed			114	Trial failed		
Sundancer ^{db}				115			
SUN1081A ^{db}				102			
Catapult ^{db}		121	109	100			
LRPB Raider ^{db}		120	108	101			
RockStar ^{db}		113	108	106			
Coota ^{db}		112	106	103			
Sunflex ^{db}		107		106			
Coolah ^{db}		112	104	99			
LRPB Stealth ^{db}		110	103	98			
Sunmax ^{db}		105	101	91			
LRPB Scotch ^{db}				109			
LRPB Flanker ^{db}		107	98	90			
LRPB Lancer ^{db}		99	98	97			
EGA Gregory ^{db}		110	98	86			
Sowing date		24 May	28 Apr	20 Apr		30 Apr	26 Apr
Rainfall J–M (mm)		50	469	422		216	127
Rainfall A–O (mm)	24	73	253	390	60		

Special thanks to 2023 trial cooperator, Rimanui Farms.
Learn more via the [NVT Long Term Yield Reporter](#)

Table 10: Coonamble early season wheat.

Year	2019	2020	2021	2022	2023		
Mean yield (t/ha)	0.70			5.83	2.97		
Leverage ^{db}		Compromised trial	Trial failed	107	108		
Catapult ^{db}	156			102	103		
Sundancer ^{db}				105	105		
LRPB Raider ^{db}				102	105		
Coota ^{db}	126			102	102		
LRPB Nighthawk ^{db}	32			108	102		
Coolah ^{db}	114			98	102		
LRPB Stealth ^{db}	123			96	100		
SUN1081A ^{db}				94	104		
LRPB Scotch ^{db}				103	101		
LRPB Lancer ^{db}	124			94	97		
EGA Wedgetail ^{db}	-4				96		
LRPB Kittyhawk ^{db}					96		
EG Titanium	119			89	97		
DS Faraday ^{db}	91			89	100		
Sowing date	23 Apr			24 Apr	23 Apr	22 Apr	16 May
Rainfall J–M (mm)	155			248	224	147	41
Rainfall A–O (mm)	54	230	267	583	107		

Special thanks to 2023 trial cooperator.
Learn more via the [NVT Long Term Yield Reporter](#)

Table 11: North Star early season wheat.

Year	2019	2020	2021	2022	2023
Mean yield (t/ha)	0.84	2.90	5.18	4.24	3.81
SUN1081A ^{db}				122	128
Sundancer ^{db}				121	123
Leverage ^{db}				118	123
Jumbuck ^{db}					121
Catapult ^{db}			112	88	119
LRPB Raider ^{db}		128	109	103	114
LRPB Stealth ^{db}	124	115	104	103	113
RockStar ^{db}		112	111	90	115
Brumby ^{db}					119
Coolah ^{db}	101	118	105	103	111
Coota ^{db}	113	115	107	97	111
LRPB Flanker ^{db}	100	115	97	112	109
Rebel 65 ^{db}				130	104
DS Tull ^{db}		101	94	112	107
Sunflex ^{db}	99	109		101	106
Sowing date	30 Apr	27 Apr	21 Apr	28 Apr	26 Apr
Rainfall J–M (mm)	97	238	419	215	175
Rainfall A–O (mm)	48	237	274	475	72

Special thanks to 2023 trial cooperator.
Learn more via the [NVT Long Term Yield Reporter](#)

Table 12: Spring Ridge early season wheat.

Year	2019	2020	2021	2022	2023	
Mean yield (t/ha)		4.18	5.05	3.84	4.43	
Leverage ^{db}	Trial failed			113	109	
RockStar ^{db}		117	109	100	108	
Catapult ^{db}			108	98	109	
RGT Zanzibar		94	114	122	103	
Sundancer ^{db}				114	103	
Jumbuck ^{db}					105	
LRPB Raider ^{db}		108	105	102	107	
Sunflex ^{db}		106		103	105	
Coota ^{db}		109	105	101	105	
SUN1081A ^{db}				110	97	
Coolah ^{db}		104	101	101	101	
Sunmax ^{db}		104	102	88	110	
Valiant ^{db} CL Plus*			101	95	100	
LRPB Stealth ^{db}		103	99	102	98	
Brumby ^{db}					101	
Sowing date		18 Jun	28 Apr	19 May	10 May	9 May
Rainfall J–M (mm)		141	338	331	317	153
Rainfall A–O (mm)	112	392	286	628	138	

Special thanks to 2023 trial cooperator, Graeme Holland.
* herbicide-tolerant variety. Learn more via the [NVT Long Term Yield Reporter](#)

WHEAT
BARLEY
CANOLA
CHICKPEA
FABA BEAN

Table 13: Tullooona early season wheat.

Year	2019	2020	2021	2022	2023
Mean yield (t/ha)	1.98	3.08	5.17	4.66	
Leverage ^{db}				113	
Sundancer ^{db}				113	
SUN1081A ^{db}				114	
Catapult ^{db}	134	128	108	90	
LRPB Raider ^{db}		133	99	104	
RockStar ^{db}		117	113	90	
Coota ^{db}	116	118	105	98	
Coolah ^{db}	111	118	99	102	
Sunflex ^{db}	107	113		100	
LRPB Stealth ^{db}	116	112	99	100	
LRPB Flanker ^{db}	102	107	87	108	
LRPB Lancer ^{db}	115	93	101	94	
LRPB Scotch ^{db}				119	
EGA Gregory ^{db}	101	110	85	105	
DS Faraday ^{db}	99	114	83	105	
Sowing date	23 Apr	27 Apr	28 Apr	29 Apr	24 Apr
Rainfall J–M (mm)	97	263	419	215	175
Rainfall A–O (mm)	48	193	274	475	72

Trial failed

Special thanks to 2023 trial cooperator.
Learn more via the [NVT Long Term Yield Reporter](#)

Table 14: Walgett early season wheat.

Year	2019	2020	2021	2022	2023
Mean yield (t/ha)		3.89	6.28	5.47	1.82
LRPB Major ^{db}					121
Leverage ^{db}				109	108
Sundancer ^{db}				111	113
Catapult ^{db}		133	107	101	121
SUN1081A ^{db}				105	106
Coota ^{db}		118	105	102	110
LRPB Raider ^{db}		121	106	100	99
LRPB Stealth ^{db}	No trial	119	100	101	109
Coolah ^{db}		117	102	100	103
LRPB Lancer ^{db}		110	97	101	113
DS Tull ^{db}		107	90	101	104
LRPB Flanker ^{db}		111	93	97	92
EG Titanium		112	94	92	99
EGA Gregory ^{db}		109	93	93	86
LRPB Scotch ^{db}				106	83
Sowing date		24 Apr	24 Apr	21 Apr	19 May
Rainfall J–M (mm)		248	272	231	40
Rainfall A–O (mm)		223	215	449	147

No trial

Special thanks to 2023 trial cooperator.
Learn more via the [NVT Long Term Yield Reporter](#)

Table 15: Somerton long season wheat.

Year	2019	2020	2021	2022	2023
Mean yield (t/ha)		4.31	3.98	4.44	3.94
RGT Zanzibar		108	124	106	116
LRPB Beaufort ^{db}		105	120	105	117
Anapurna		113	110	124	91
Valiant ^{db} CL Plus*			122	101	110
Longsword ^{db}		108	119	100	106
Sunmax ^{db}		104	118	98	113
LRPB Nighthawk ^{db}		107	115	104	103
Illabo ^{db}		105	113	101	108
BigRed ^{db}			94	118	86
Severn			104	101	98
Willaura ^{db}					117
LRPB Kittyhawk ^{db}		103	101	98	97
IGW6755			99	96	102
EGA Wedgetail ^{db}		95	98	86	106
EG Titanium		91	98	80	110
Sowing date	9 Apr	20 Apr	21 Apr	12 Apr	28 Apr
Rainfall J–M (mm)	91	299	274	273	251
Rainfall A–O (mm)	70	367	327	516	160

Trial failed

Special thanks to 2023 trial cooperator, Glenwarrie Partnership.
* herbicide-tolerant variety. Learn more via the [NVT Long Term Yield Reporter](#)

Table 16: Bellata durum wheat.

Year	2019	2020	2021	2022	2023
Mean yield (t/ha)		4.10	4.99	4.42	1.74
Westcourt ^{db}		105	107	110	108
DBA Mataroi ^{db}		103	106	111	108
Patron ^{db}			95		108
Bitalli ^{db}			101	110	106
DBA Vittaroi ^{db}		100	114	98	103
DBA Bindaroi ^{db}		102	104	96	100
Caparoi ^{db}		99	104	95	99
DBA-Aurora ^{db}		108	93	99	99
DBA-Artemis ^{db}			90	93	95
DBA Lillaroi ^{db}		89	98	92	93
Sowing date	22 Jul	18 May	21 May	25 May	15 May
Rainfall J–M (mm)	67	337	377	274	163
Rainfall A–O (mm)	81	235	372	589	140
Irrigation A–O (mm)					

Compromised trial

Special thanks to 2023 trial cooperator.
Learn more via the [NVT Long Term Yield Reporter](#)

Table 17: Bullarah durum wheat.

Year	2019	2020	2021	2022	2023
Mean yield (t/ha)		2.80	4.39	3.35	1.48
Patron ^{db}			109		111
Westcourt ^{db}		107	112	106	100
Bitall ^{db}			110	106	104
DBA Mataroi ^{db}		106	109	108	100
DBA-Aurora ^{db}		104	115	95	108
DBA-Artemis ^{db}			111	90	108
DBA Spes		100		89	112
DBA Bindaroi ^{db}		97	105	95	96
DBA Vittaroi ^{db}		96	103	98	89
Caparoi ^{db}		96	99	96	95
Sowing date	24 May	14 May	11 May	16 June	2 June
Rainfall J–M (mm)	50	469	422	216	127
Rainfall A–O (mm)	24	73	253	390	60

Special thanks to 2023 trial cooperator, Rimanui Farms.
Learn more via the [NVT Long Term Yield Reporter](#)

Table 18: Coonamble durum wheat.

Year	2019	2020	2021	2022	2023
Mean yield (t/ha)	0.27			5.92	2.74
Patron ^{db}					105
Bitall ^{db}	101			110	103
DBA Mataroi ^{db}	100			108	103
Westcourt ^{db}	106			106	103
DBA-Aurora ^{db}	121			99	101
DBA Spes				96	99
DBA-Artemis ^{db}				93	100
DBA Lillaroi ^{db}	75			96	96
Caparoi ^{db}	107			91	99
DBA Bindaroi ^{db}	116			90	99
Sowing date	20 May	12 May	14 May	27 May	30 May
Rainfall J–M (mm)	155	248	224	147	41
Rainfall A–O (mm)	54	230	267	583	107

Special thanks to 2023 trial cooperator.
Learn more via the [NVT Long Term Yield Reporter](#)

Table 19: North Star durum wheat.

Year	2019	2020	2021	2022	2023
Mean yield (t/ha)	1.04		5.41	4.96	
Bitall ^{db}	108		109	110	
Westcourt ^{db}	103		109	108	
DBA-Aurora ^{db}	115		109	105	
DBA Mataroi ^{db}	102		107	108	
DBA-Artemis ^{db}			105	100	
DBA Spes				100	
DBA Bindaroi ^{db}	97		99	95	
Caparoi ^{db}	94		96	94	
DBA Vittaroi ^{db}	86		96	93	
DBA Lillaroi ^{db}	87		85	90	
Sowing date	14 May	11 May	4 May	10 May	20 May
Rainfall J–M (mm)	97	238	419	215	175
Rainfall A–O (mm)	48	237	274	475	72

Special thanks to 2023 trial cooperator.
Learn more via the [NVT Long Term Yield Reporter](#)

Table 20: Spring Ridge durum wheat.

Year	2019	2020	2021	2022	2023
Mean yield (t/ha)		3.98	4.23	2.98	
DBA Vittaroi ^{db}		108	121	91	
Westcourt ^{db}		106	108	106	
DBA Mataroi ^{db}		105	105	106	
DBA Bindaroi ^{db}		102	112	94	
Bitall ^{db}			99	108	
Caparoi ^{db}		102	108	93	
DBA-Aurora ^{db}		97	100	104	
DBA-Artemis ^{db}			99	99	
DBA Spes		90		101	
DBA Lillaroi ^{db}		97	90	93	
Sowing date	18 June	1 June	1 June	24 May	9 May
Rainfall J–M (mm)	141	338	331	317	153
Rainfall A–O (mm)	112	392	286	628	138

Special thanks to 2023 trial cooperator.
Learn more via the [NVT Long Term Yield Reporter](#)

Table 21: Tulloona durum wheat.

Year	2019	2020	2021	2022	2023	
Mean yield (t/ha)	1.84	2.92	5.10	4.87		
Bitalli [Ⓛ]	105		106	108	No trial	
Westcourt [Ⓛ]	101	106	109	105		
DBA Mataroi [Ⓛ]	100	106	107	106		
DBA-Aurora [Ⓛ]	109	100	106	103		
DBA-Artemis [Ⓛ]			103	99		
DBA Spes		96		100		
DBA Bindaroi [Ⓛ]	96	98	103	94		
DBA Vittaroi [Ⓛ]	88	99	105	92		
Caparoi [Ⓛ]	94	97	100	94		
DBA Lillaroi [Ⓛ]	93	95	86	94		
Sowing date	14 May	12 May	11 May	10 May		13 May
Rainfall J–M (mm)	97	263	419	215		119
Rainfall A–O (mm)	48	193	274	475		396

Special thanks to 2023 trial cooperator.
 Learn more via the [NVT Long Term Yield Reporter](#)

Table 22: Walgett durum wheat.

Year	2019	2020	2021	2022	2023	
Mean yield (t/ha)		3.35	6.57	5.02		
Bitalli [Ⓛ]			105	111	No trial	
DBA Mataroi [Ⓛ]		108	103	112		
Westcourt [Ⓛ]		108	103	110		
DBA-Aurora [Ⓛ]		104	107	94		
DBA-Artemis [Ⓛ]			105	86		
DBA Spes		99		85		
DBA Bindaroi [Ⓛ]		99	99	91		
DBA Vittaroi [Ⓛ]		100	95	95		
Caparoi [Ⓛ]		97	97	92		
DBA Lillaroi [Ⓛ]		89	92	96		
Sowing date	14 May	12 May	11 May	10 May		
Rainfall J–M (mm)	97	263	419	215		
Rainfall A–O (mm)	48	193	274	475		

Special thanks to 2023 trial cooperator.
 * herbicide-tolerant variety. Learn more via the [NVT Long Term Yield Reporter](#)

Wheat variety quality – Northern New South Wales

Grain quality for individual varieties varies from site to site and from year to year. However, long-term and across-site trends highlight varieties that can consistently achieve high protein percentage, high test weight or low grain screenings under a wider range of environments.

The following figures show the grain quality trends as histograms from 2022 and 2023 NVT averaged for trials in the Northern New South Wales region. Only the varieties evaluated at every site are included. These are plotted in order of performance, up to a maximum of 20.

Protein and yield comparisons

Figure 1: Protein (%) and yield (t/ha) comparisons for main season wheat varieties from four NVT sites in Northern NSW in 2022.

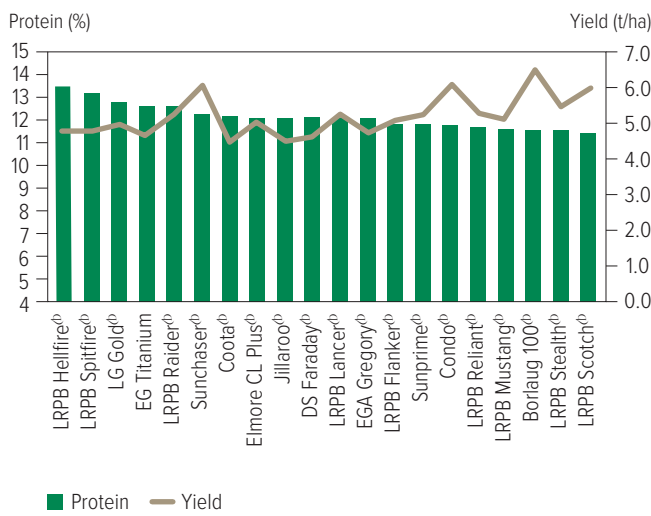


Figure 2: Protein (%) and yield (t/ha) comparisons for main season wheat varieties from four NVT sites in Northern NSW in 2023.

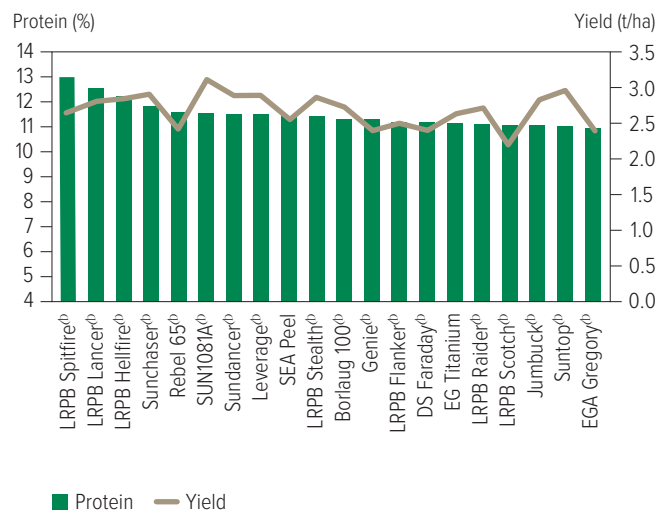


Figure 3: Protein (%) and yield (t/ha) comparisons for early season wheat varieties from seven NVT sites in Northern NSW in 2022.

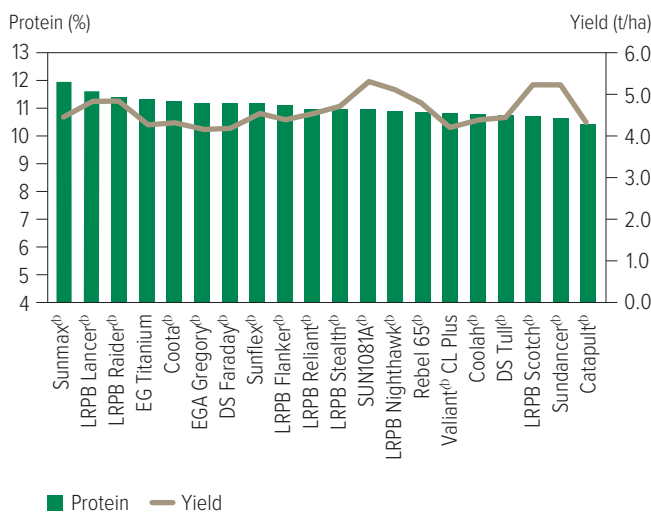
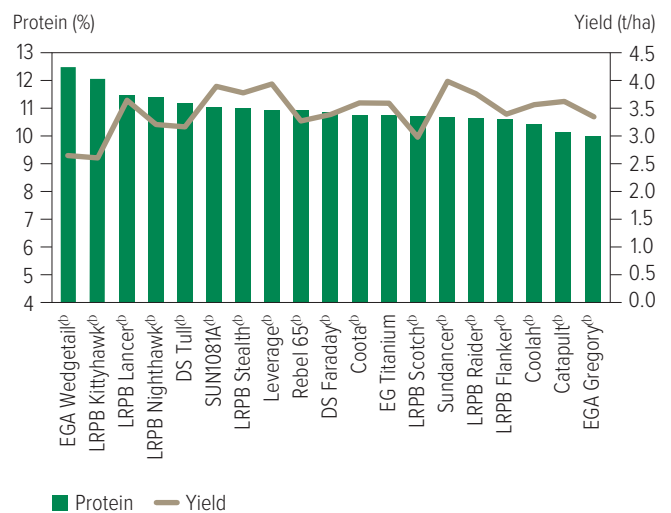


Figure 4: Protein (%) and yield (t/ha) comparisons for early season wheat varieties from five NVT sites in Northern NSW in 2023.



WHEAT

BARLEY

CANOLA

CHICKPEA

FABA BEAN

Figure 5: Protein (%) and yield (t/ha) comparisons for long season wheat varieties from one NVT site in Northern NSW in 2022.

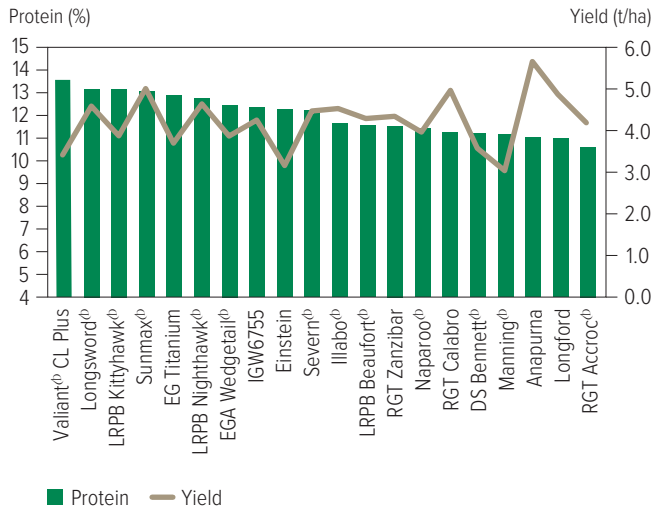


Figure 6: Protein (%) and yield (t/ha) comparisons for long season wheat varieties from one NVT site in Northern NSW in 2023.

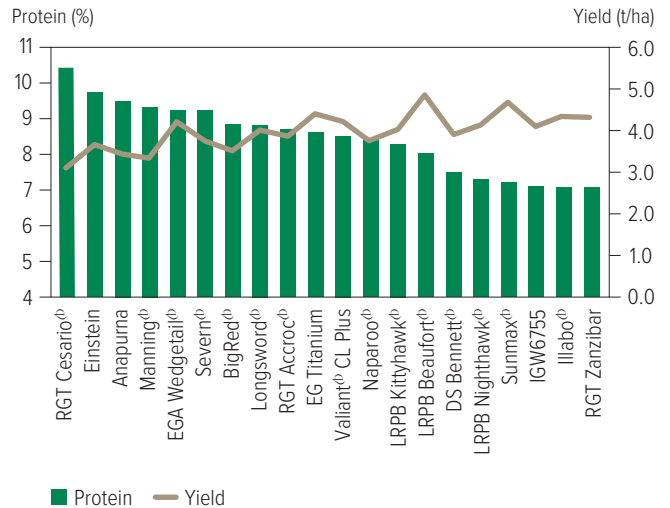


Figure 7: Protein (%) and yield (t/ha) comparisons for durum wheat varieties from seven NVT sites in Northern NSW in 2022.

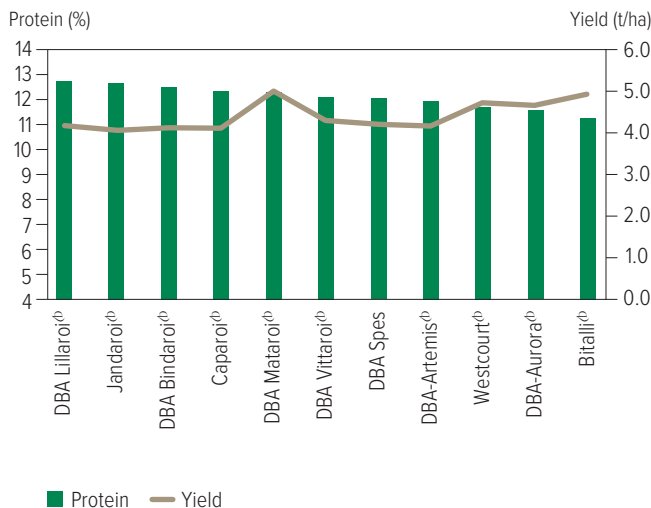
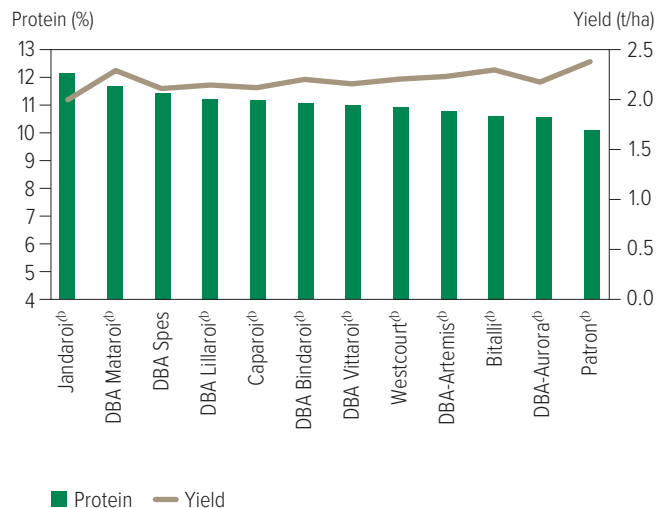


Figure 8: Protein (%) and yield (t/ha) comparisons for durum wheat varieties from four NVT sites in Northern NSW in 2023.



WHEAT
BARLEY
CANOLA
CHICKPEA
FABA BEAN

Test weight comparisons

Figure 9: Test weight (kg/hL) comparisons for main season wheat varieties from four NVT sites in Northern NSW in 2022.

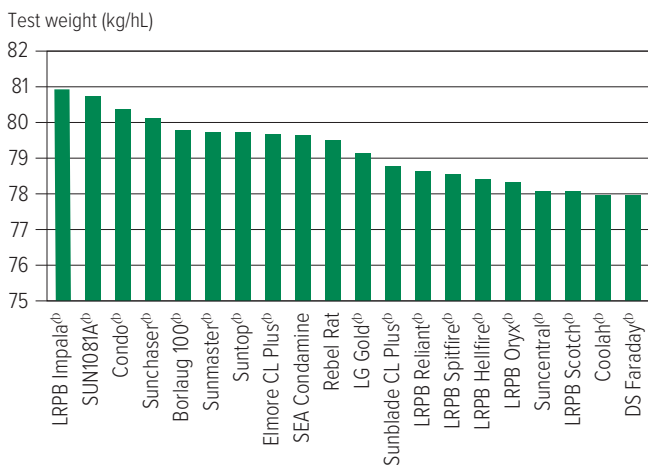


Figure 10: Test weight (kg/hL) comparisons for main season wheat varieties from four NVT sites in Northern NSW in 2023.

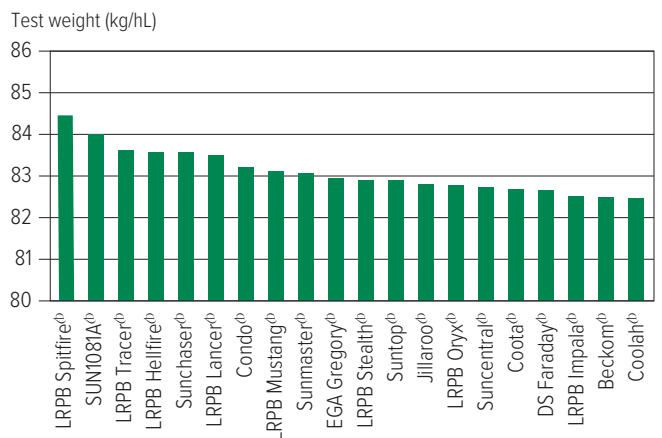


Figure 11: Test weight (kg/hL) comparisons for early season wheat varieties from seven NVT sites in Northern NSW in 2022.

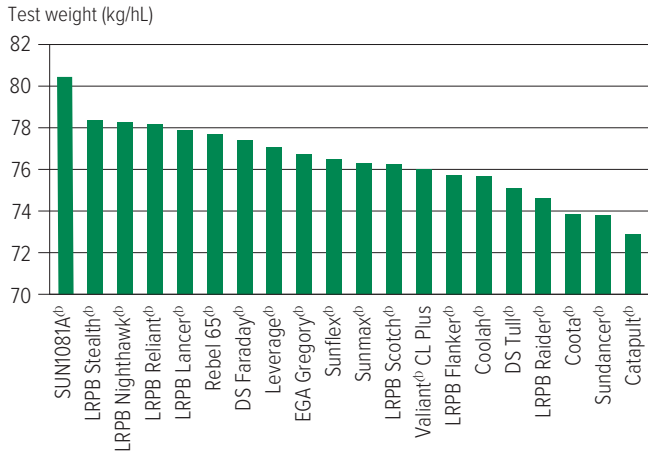


Figure 12: Test weight (kg/hL) comparisons for early season wheat varieties from five NVT sites in Northern NSW in 2023.

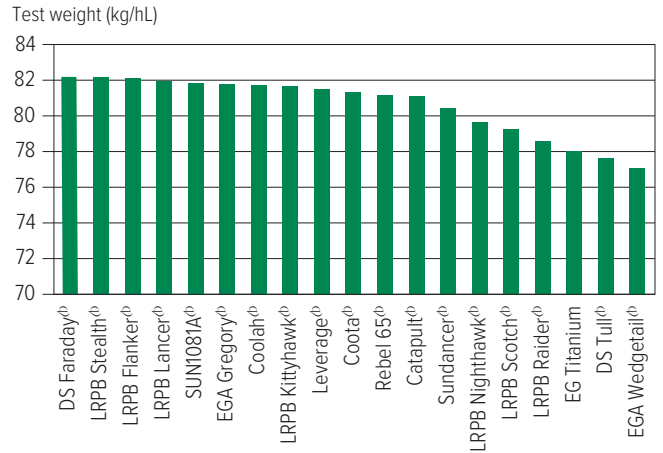


Figure 13: Test weight (kg/hL) comparisons for long season wheat varieties from one NVT site in Northern NSW in 2022.

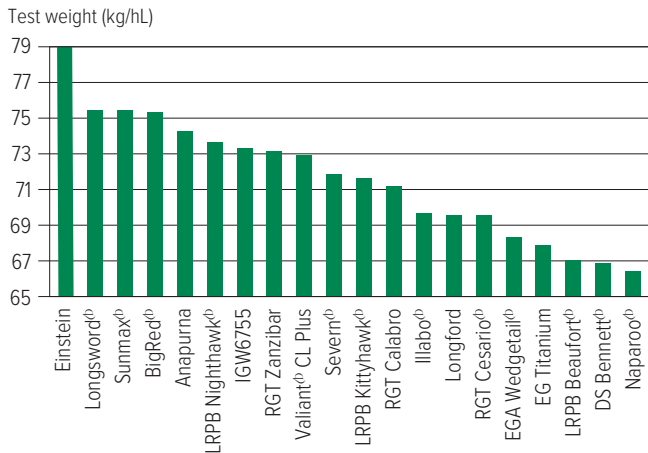


Figure 14: Test weight (kg/hL) comparisons for long season wheat varieties from one NVT site in Northern NSW in 2023.

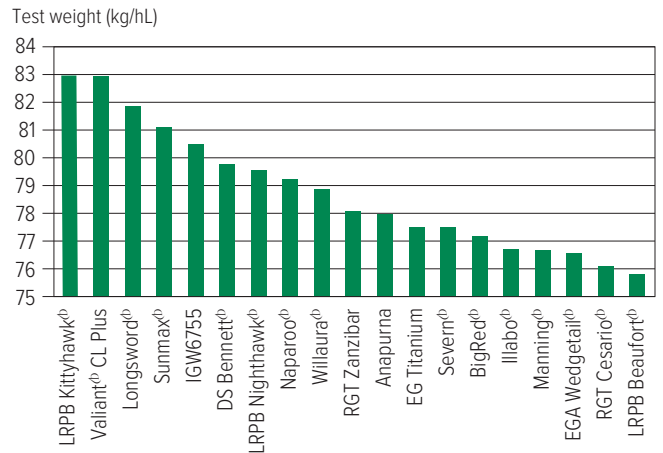


Figure 15: Test weight (kg/hL) comparisons for durum wheat varieties from seven NVT sites in Northern NSW in 2022.

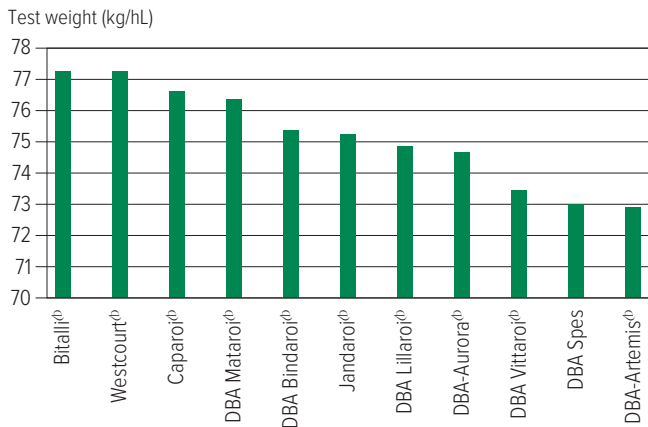
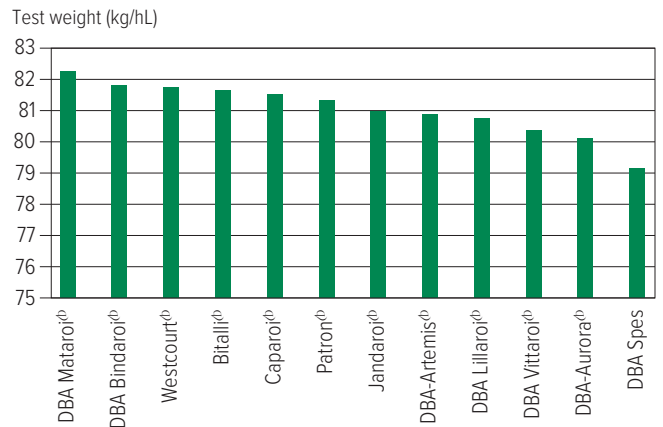


Figure 16: Test weight (kg/hL) comparisons for durum wheat varieties from four NVT sites in Northern NSW in 2023.



WHEAT

BARLEY

CANOLA

CHICKPEA

FABA BEAN

Screenings comparisons

Figure 17: Screenings (<2.0mm) comparisons for main season wheat varieties from four NVT sites in Northern NSW in 2022.

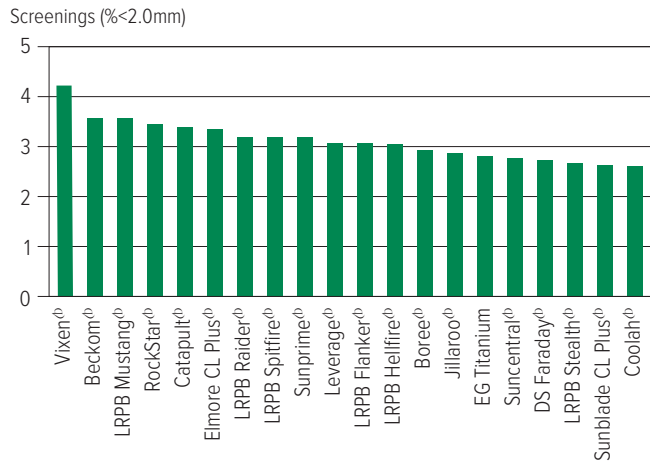


Figure 18: Screenings (<2.0mm) comparisons for main season wheat varieties from four NVT sites in Northern NSW in 2023.

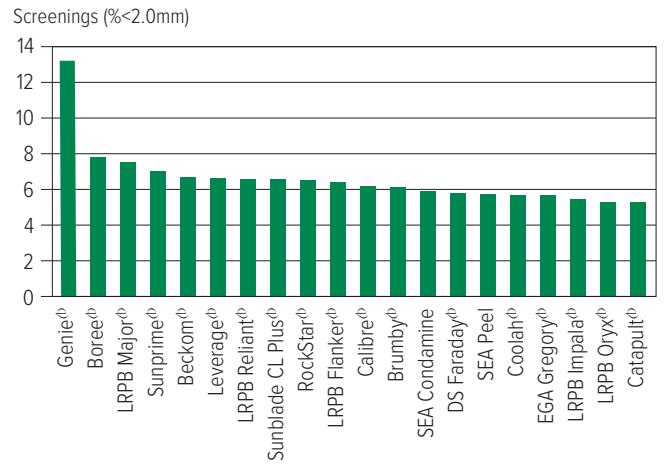


Figure 19: Screenings (<2.0mm) comparisons for early season wheat varieties from seven NVT sites in Northern NSW in 2022.

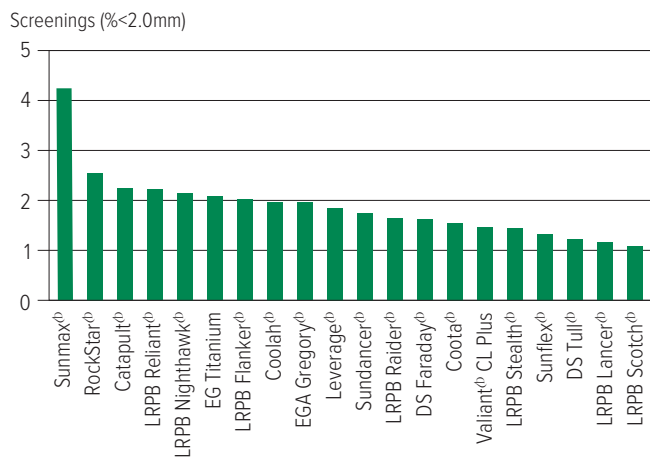


Figure 20: Screenings (<2.0mm) comparisons for early season wheat varieties from five NVT sites in Northern NSW in 2023.

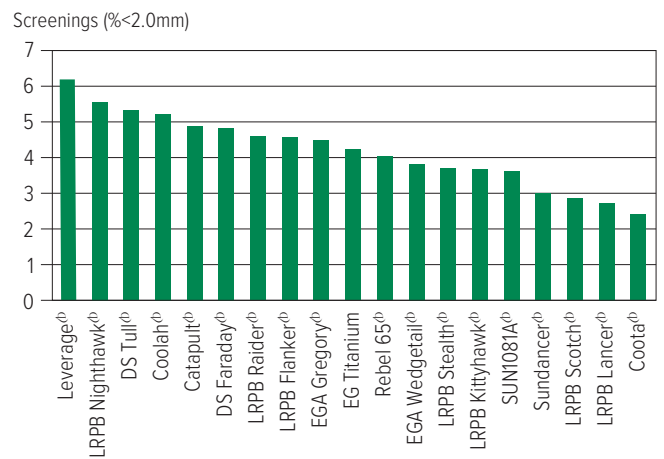


Figure 21: Screenings (<2.0mm) comparisons for long season wheat varieties from one NVT site in Northern NSW in 2022.

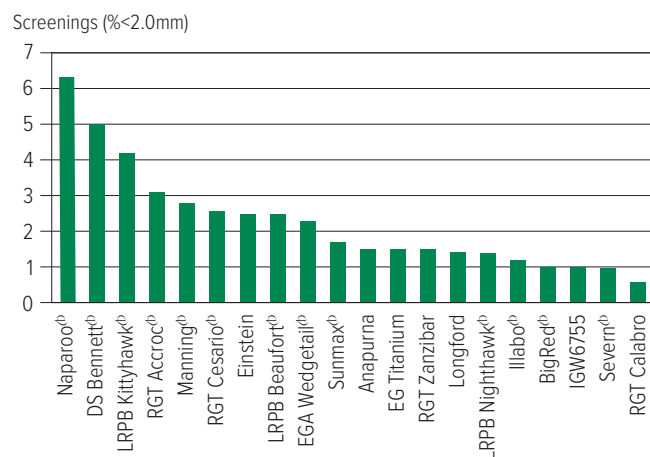
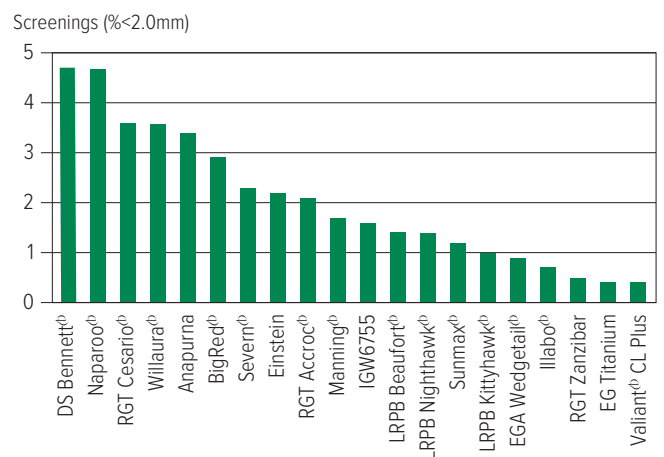


Figure 22: Screenings (<2.0mm) comparisons for long season wheat varieties from one NVT site in Northern NSW in 2023.



WHEAT

BARLEY

CANOLA

CHICKPEA

FABA BEAN

Figure 23: Screenings (<2.0mm) comparisons for durum wheat varieties from seven NVT sites in Northern NSW in 2022.

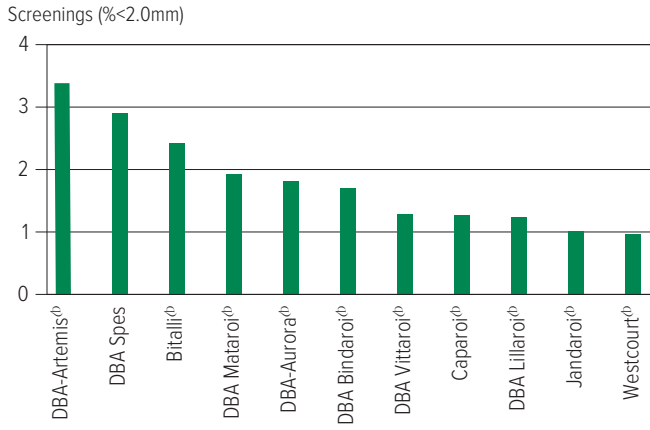
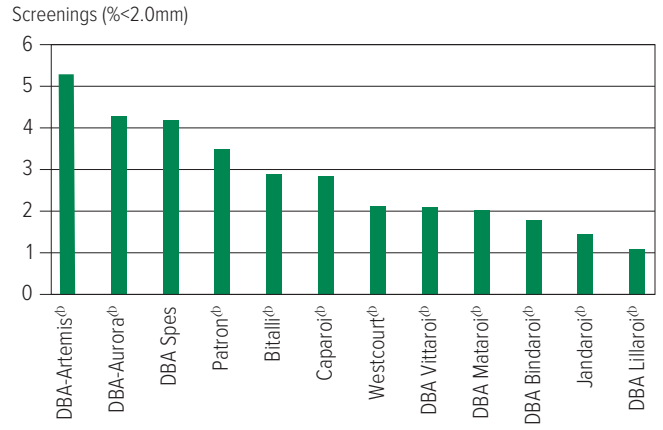


Figure 24: Screenings (<2.0mm) comparisons for durum wheat varieties from four NVT sites in Northern NSW in 2023.



WHEAT

BARLEY

CANOLA

CHICKPEA

FABA BEAN

Wheat variety disease ratings – New South Wales

The following tables contain varietal ratings for the predominant diseases of wheat in New South Wales. These ratings are updated annually by crop pathologists and were released in March 2024.

Selected varieties of most relevance to New South Wales growers are listed in alphabetical order and disease ratings are colour-coded to match resistance and tolerance ratings.

Table 23: Wheat disease guide for New South Wales.

Variety	Crown rot	Leaf rust	Stem rust	Stripe rust (east coast resistance)	Powdery mildew	Septoria tritici blotch	Yellow leaf spot	RLN resistance (<i>Pratylenchus thornei</i>)	RLN tolerance (<i>Pratylenchus thornei</i>)	RLN resistance (<i>Pratylenchus neglectus</i>)	RLN tolerance (<i>Pratylenchus neglectus</i>)	CCN	Black point*
Anapurna	SVS	MS	MSS	RMR	RMR	MRMS	MRMS	S (P)		MS		MRMS	
Ascot ^{db}	S	RMR	MRMS	MSS	S	S	MRMS	S	MI	S	MI	MR	
Ballista ^{db}	S	S	MR	MSS	SVS	SVS	MS	MRMS	MI	S	MTMI	MRMS	
Beckom ^{db}	S	MSS	MRMS	MRMS	S	S	MSS	MSS	TMT	S	MTMI	R	
BigRed ^{db}	MSS	MRMS	S	RMR	R	MR	MR	MS		MS		S	
Boree ^{db}	S	S	MR	SVS	VS	SVS	MRMS	MSS	MII	S	I	MSS	
Borlaug 100 ^{db}	MSS	MR	MR	SVS		MSS	MRMS	MS	TMT	S	T	MS	
Brumby ^{db}	S	SVS	MR	MS	MR/S	S	MRMS	MS (P)	MI	MRMS	TMT	MRMS	
Calibre ^{db}	S	S	MR	S	MSS	S	MRMS	MSS	MII	S	MT	MRMS	
Catapult ^{db}	MSS	S	MR	S	S	MSS	MRMS	MS	MT	S	MII	R	
Chief CL Plus ^{db}	MSS	MR	MR	SVS	SVS	S	MRMS	MSS	IVI	MRMS	MT	MS	
Condo ^{db}	S	S	MR	MRMS/MS	MR	S	MS	MS	TMT	S	MT	MR	
Coolah ^{db}	MSS	RMR	MR	MSS	S	MSS	MSS	MS	MT	S	MT	S	
Coota ^{db}	MSS	MR	RMR	S	S	S	MSS	MS	MTMI	MR	MI	MR	
Cutlass ^{db}	S	RMR	R	MSS	MSS	MSS	MSS	MSS	MI	MSS	MT	MR	
Denison ^{db}	MSS	S	MS	S	S	MSS	MRMS	S	MI	S	MII	MS	
DS Bennett ^{db}	VS	SVS	MS	S	R	MSS	MRMS	S		S		S	
DS Faraday ^{db}	MSS	RMR	RMR	MRMS		MSS	MSS	MSS	MT	S	MTMI	MS	
DS Pascal ^{db}	S	MRMS#	MSS	MRMS	RMR	MSS	MS	S	IVI	S	MTMI	S	
DS Tull ^{db}	S	MSS	MR	MS		SVS	S	MSS	MTMI	MSS	MT	MSS	
EG Jet ^{db}	S	S	S	MRMS	MSS	MSS	MRMS	S	I	S	MI	MRMS	
EG Titanium	MSS	MS	MS	MR	S	MSS	MSS	MSS	MTMI	MSS	MTMI	R	
EGA Gregory ^{db}	S	MR	MR	MS	RMR	MSS	S	MSS	MT	S	MT	S	
EGA Wedgetail ^{db}	S	MSS	MRMS	MS	MRMS	MSS	MSS	VS	MII	S	MII	S	
Einstein	S (P)	S	S	RMR		MSS	MR	S		MRMS		S	
Emu Rock ^{db}	MSS	SVS	MS	SVS	MSS	S	MS	S	IVI	MSS	MI	S	
Genie ^{db}		S (P)	MS (P)	MRMS (P)	SVS (P)	S (P)	MRMS (P)						
Hammer CL Plus ^{db}	MSS	S	MR	MS	S	MSS	MRMS	S	I	MSS	MTMI	MRMS	
Hyperno ^{db}	SVS	RMR	RMR	MR	RMR	MSS	MRMS	RMR	TMT	MS	MTMI	MS	
IGW6755	S	MS	MRMS	MSS	S	MSS	MRMS	MR	MI	MSS	I	MSS	
Illabo ^{db}	S	S	MRMS	MRMS	R	MSS	MS	MSS	MII	MSS	VI	MRMS	
Jandaroi ^{db}	VS	MR	MRMS	MRMS	MS	MSS	MRMS	MRMS	MTMI	MS	MII	MS	
Jillaroo ^{db}	S	S	MS	MSS	S	S	MS	MS (P)	MII	S	I	MS	
Jumbuck ^{db}		RMR (P)	MRMS (P)	MR (P)	MS (P)	MSS (P)	MS (P)						
Kingston ^{db}	S	S	S	MSS	S	S	MSS	MRMS	MTMI	S	MTMI	R	
Leverage ^{db}	S	RMR#	MR	MRMS	S	S	MRMS	MS	MT	S		MS (P)	
Longford	MSS	RMR	RMR	RMR	R	MRMS/S	MRMS	S		S		MS	
Longsword ^{db}	MSS	MS	MR	MRMS/MS	MSS	MS	MRMS	MRMS	MI	MRMS	VI	MRMS	
LRPB Anvil ^{db} CL Plus	MSS	SVS	MR	S	SVS	VS	MSS	S	VI	MSS	MII	MS	
LRPB Avenger ^{db}	S	S	MS	S	SVS	S	MS	MRMS	MI	MSS	MI	MRMS	
LRPB Beaufort ^{db}	S	MSS	SVS	RMR	RMR	S	MRMS	MSS	MT	MS	MI	MS	

Continued on next page

Table 23: Wheat disease guide for New South Wales (continued).

Variety	Crown rot	Leaf rust	Stem rust	Stripe rust (east coast resistance)	Powdery mildew	Septoria tritici blotch	Yellow leaf spot	RLN resistance (Pratylenchus thornei)	RLN tolerance (Pratylenchus thornei)	RLN resistance (Pratylenchus neglectus)	RLN tolerance (Pratylenchus neglectus)	CCN	Black point*
LRPB Flanker ^{db}	MSS	RMR	MR	MRMS	MR (P)	MSS	MSS	MSS	MT	S	MT	S	
LRPB Hellfire ^{db}	MSS	MSS	MR	MR	SVS	S	MSS	MSS	MI	MSS	MTMI	MS	
LRPB Impala ^{db}	MSS	SVS	MR	MRMS	R	SVS	MSS	S	MII	SVS	MTMI	MSS	
LRPB Kittyhawk ^{db}	SVS	MR	MRMS (S)	MR	MS	MRMS	MRMS	S	I	S	MI	S	
LRPB Lancer ^{db}	MSS	RMR	R	RMR	R	MS	MS	MS	TMT	S	MTMI	S	
LRPB Major ^{db}	S	MR#	MRMS	MRMS	MS	MSS	MS	MSS	MTMI	MSS		MRMS (P)	
LRPB Matador ^{db}	S	MSS	MS	MS	MS	S (P)	MRMS	MRMS	MT	S		MS (P)	
LRPB Mustang ^{db}	MSS	MSS	MRMS	MR	MSS	S	MSS	MSS	MTMI	S	MI	MR	
LRPB Nighthawk ^{db}	MSS	MSS	RMR	MR	SVS	MS	MS	MS	MI	MSS	IVI	MS	
LRPB Oryx ^{db}	MSS	RMR#	MR	MS	MR	SVS	MSS	MSS	IVI	MSS	MII	S	
LRPB Parakeet ^{db}	MSS	R	MR	MR	SVS	SVS	MSS	S	MII	MRMS	MT	MS	
LRPB Raider ^{db}	S	RMR	RMR	MR	MSS	S	MSS	MS	TMT	MSS	MTMI	S	
LRPB Reliant ^{db}	MS	RMR	R	MR	MR (P)	MSS	S	MSS	TMT	SVS	MTMI	MSS	
LRPB Scotch ^{db}	S	MR#	MSS	MRMS	MR	S	MRMS	S	MI	MS	MTMI	MS	
LRPB Spitfire ^{db}	MS	S	MR	MRMS	MR	S	S	MS	MTMI	MSS	MI	MS	
LRPB Stealth ^{db}	MSS	RMR#	R	RMR	MRMS	MSS	MS	S	MTMI	MSS	MTMI	S	
LRPB Tracer ^{db}		MR# (P)	MS (P)	MR (P)	MSS (P)	S (P)	S (P)						
LRPB Trojan ^{db}	MS	MR#	MRMS	S	S	S	MSS	MSS	MI	MSS	MT	MS	
Mace ^{db}	S	S	MRMS	SVS	MSS	SVS	MRMS	MS	MT	MS	MII	MRMS	
Manning ^{db}	VS	MSS	MR	RMR	MS	MRMS/S	MRMS	S		MSS		S	
Naparoo ^{db}	S	MS	MRMS	MRMS	R	S	MRMS	S	MI	SVS	I		
Razor CL Plus ^{db}	S	S	MRMS	MRMS	MSS	SVS	MSS	MS	MI	S	MT	MR	
Rebel 65 ^{db}	S	MRMS	MSS	MS		SVS	MSS	MRMS	TMT	S	TMT	MSS	
Rebel Rat	MSS	MRMS#	MRMS	MS	VS	MSS	MRMS	MSS	MT	S	T	MRMS	
Reilly ^{db}	S	MSS	MRMS	MS	MSS	S	S	MSS	MTMI	MS	MTMI	R	
RGT Accroc ^{db}	SVS	SVS	MS	RMR	MSS	MS	MRMS	MSS		MS		S	
RGT Calabro	SVS	MSS	MS	RMR	RMR	MRMS	MR	MS		S	VI	S	
RGT Cesario ^{db}	VS	RMR	RMR	RMR	RMR	MRMS	MR	MSS		MRMS		MSS (P)	
RGT Waugh ^{db}	S	S	MS	RMR	R	MRMS#	MRMS	MSS		MSS		MS	
RGT Zanzibar	S	SVS	VS	MR	RMR	MSS	MS	MS (P)	MI	S	IVI	MSS	
RockStar ^{db}	S	S	MRMS	S	SVS	S	MRMS	MS	MI	MRMS	I	MSS	
Scepter ^{db}	MSS	MSS	MRMS	MSS	SVS	S	MRMS	MSS	MT	S	MTMI	MRMS	
SEA Condamine	MSS	RMR	MRMS	MSS		VS	MSS	MS	MT	S	MT	S	
SEA Peel	MSS	RMR	MR#	MR	MSS	MSS	MS	MRMS	MI	MSS		MS	
SEA Stockman	S	MR	MS	MRMS	SVS	MSS	MSS	S	MTMI	MSS		S	
Severn ^{db}	S	MRMS	MS	RMR	R	MSS	MRMS	MRMS		S		MSS (P)	
Sheriff CL Plus ^{db}	S	SVS	MS	SVS	SVS	S	MRMS	MRMS	I	MRMS	MTMI	MS	
Sting ^{db}	MSS	SVS	MRMS	S	SVS	SVS	MRMS	MS	MTMI	MS	MTMI	MS	
Stockade ^{db}	S	MR	MS	MR	SVS	MS	MRMS	MSS	MTMI	S	MT	MRMS	
SUN1081A ^{db}	MS	MR#	MRMS	MR	S	S	MRMS	MRMS	TMT	S		MS (P)	
Sunblade CL Plus ^{db}	S	MSS	MS	MRMS	S	S	MSS	MRMS	MT	MSS	MI	MSS	
Suncentral ^{db}	MSS	RMR	MRMS		SVS	S	MSS	MRMS	MT	MRMS	MI	S	
Sunchaser ^{db}	MSS	R	MR		VS	MSS	MS	MSS	MT	MSS	MTMI	MSS	
Sundancer ^{db}	MSS	RMR	MR	MR	S	MSS	MS	MS	MT	MSS		MS (P)	
Sunflex ^{db}	MSS	RMR#	MR	MRMS	S	SVS	MS	MSS	MI	S	MI	MS	
Sunmaster ^{db}	MSS	RMR	MS	MRMS	MSS	S	MSS	MS	TMT	MRMS	MTMI	MSS	
Sunmax ^{db}	MSS	MS	MRMS	RMR	S	MSS	MSS	MS	MI	S	MT	MRMS	
Sunprime ^{db}	MSS	MR#	MS	MS		S	MSS	S	MTMI	S	MTMI	MS	
Suntop ^{db}	MSS	MR	MRMS	MRMS	S	MSS	MSS	MRMS	TMT	S	MT	S	

WHEAT
BARLEY
CANOLA
CHICKPEA
FABA BEAN

Continued on next page

Table 23: Wheat disease guide for New South Wales (continued).

Variety	Crown rot	Leaf rust	Stem rust	Stripe rust (east coast resistance)	Powdery mildew	Septoria tritici blotch	Yellow leaf spot	RLN resistance (<i>Pratylenchus thornei</i>)	RLN tolerance (<i>Pratylenchus thornei</i>)	RLN resistance (<i>Pratylenchus neglectus</i>)	RLN tolerance (<i>Pratylenchus neglectus</i>)	CCN	Black point*
Tomahawk CL Plus ^{db}	S	S	MR	MSS	SVS	S (P)	MRMS	MS	TMT	S		MRMS (P)	
Valiant ^{db} CL Plus	MSS	S	MR	S	VS	MSS	MRMS	S (P)	IVI	S	MII	MSS (P)	
Vixen ^{db}	S	SVS	MRMS	SVS	SVS	S	MRMS	MS	I	MRMS	I	MSS	
Willaura ^{db}	S	MRMS	MR	S	SVS	S	MS	MRMS	MTMI	MSS	MII	MS	
Yitpi	S	S	S	MS	MS	S	SVS	S		MSS	MI	MR	
DURUM													
Caparoi ^{db}	VS	RMR	MR	MS	S	MRMS/S	MR	MR	MT	MS	MI	MRMS (P)	
DBA Bindaroi ^{db}	SVS	MR	MR	MS	MSS	MS	MS	MR	MTMI	MRMS	MI	MS	
DBA Lillaroi ^{db}	SVS	RMR	RMR	MS	MS	S	MRMS	RMR	MT	MRMS	MI	S	
DBA Mataroi ^{db}	SVS	MR	MRMS	MS	S	MSS	MRMS	RMR	MI	MS	MT	MRMS	
DBA Spes	VS	RMR	R	MS	MSS	S	MRMS	RMR	MI	MRMS	MTMI	MS	
DBA Vittaroi ^{db}	SVS	RMR	MR	MS	MS	MSS	MRMS	MR	MI	MS	I	S	
DBA-Artemis ^{db}	SVS	RMR	MR	MRMS	S	MRMS/S	MRMS	MR	MTMI	MS	MII	MS	
DBA-Aurora ^{db}	SVS	RMR	RMR	MRMS	MSS	MRMS/S	MRMS	RMR	MT	MRMS	MI	MSS	
Patron ^{db}	SVS	MR#	RMR	MRMS	MSS	MRMS	MRMS	MR	MT	MRMS	T	S	
Westcourt ^{db}	VS	RMR	RMR	MR	S	S	MRMS	MR	MT	MS	MI	MSS	

* ratings will be updated when available. Learn more via the [NVT Disease Ratings](#).
 R = resistant, MR = moderately resistant, MS = moderately susceptible, S = susceptible, VS = very susceptible,
 T = tolerant, MT = moderately tolerant, MI = moderately intolerant, I = intolerant, VI = very intolerant,
 (P) = provisional rating, / indicates pathotype differences, # warning, may be more susceptible to alternate pathotypes, () show outlier.

WHEAT
 BARLEY
 CANOLA
 CHICKPEA
 FABABEAN

BARLEY

New barley varieties

The following information is for barley varieties released in the 12 months to the date when the MET analysis was published on NVT online. Please go to nvt.grdc.com.au to find trial results for any new varieties released since the publication of this harvest report.

Variety	Breeding company	Grain classification	End point royalty* (\$)	Comments supplied by breeding company ¹
Neo [®] CL	InterGrain	Under malt evaluation	4.25	Neo [®] CL is a mid-maturing, imidazolinone-tolerant spring barley, ideally suited to medium-high rainfall environments. Neo [®] CL provides an outstanding disease resistance profile with excellent resistance to cereal cyst nematode, powdery mildew and the spot form of net blotch, and useful resistance to the net form of net blotch and leaf scald. Neo [®] CL has a semi-prostrate early growth habit, medium plant height, good tolerance to lodging, good grain retention and tolerance to head loss, and very good levels of grain plumpness. Neo [®] CL has been accepted into Grains Australia's malting accreditation program with earliest potential final accreditation in March 2025.
Spinnaker [®]	Secobra Recherches		TBC	Released under code name SCA21-Y003.

* EPR amount is ex-GST, [®] denotes Plant Breeder's Rights apply. ¹ All data in the table was provided by breeders. Readers should raise any issues with the displayed data directly with the breeder.

WHEAT

BARLEY

CANOLA

CHICKPEA

FABA BEAN

Refer to the latest *Crop Sowing Guide* for further information at nvt.grdc.com.au/resources/crop-sowing-guides

Barley variety yield performance – Northern New South Wales

Yield results are presented from the top-performing varieties within each NVT location in the region for the past five seasons. Results are presented (as a percentage) for each variety relative to the mean trial yield for the location within each year. Varieties are listed in descending order of average yield over the period. The Long Term Yield Reporter provides additional information on varieties not listed and can be viewed as a table or chart with error bars. Rainfall is provided for January to March (J–M) and April to October (A–O) and, where relevant, irrigation from April to October.

Table 1: Coonamble main season barley.

Year	2019	2020	2021	2022	2023
Mean yield (t/ha)	0.53			6.99	
Minotaur ^{db}		Trial failed	Trial failed	113	Trial failed
Spinnaker ^{db}				111	
Combat ^{db}				106	
RGT Planet ^{db}	95			108	
Cyclops ^{db}				106	
Zena ^{db} CL*				106	
Yeti ^{db}	145			98	
Rosalind ^{db}	96			100	
Laperouse ^{db}	128			97	
Bottler ^{db}	85			100	
Fathom ^{db}	123			97	
Leabrook ^{db}	109			98	
Maximus ^{db} CL*	124			96	
Beast ^{db}	115			96	
Spartacus CL ^{db*}	99			96	
Sowing date	20 May			12 May	
Rainfall J–M (mm)	155	248	224	147	41
Rainfall A–O (mm)	54	230	267	583	107

Special thanks to 2023 trial cooperator.
* herbicide-tolerant variety. Learn more via the [NVT Long Term Yield Reporter](#)

Table 2: North Star main season barley.

Year	2019	2020	2021	2022	2023
Mean yield (t/ha)	0.43	3.66	3.72		4.63
Combat ^{db}			108	Trial failed	106
Yeti ^{db}	136	111	110		99
Spinnaker ^{db}			112		110
Minotaur ^{db}			122		97
Neo ^{db} CL*					107
Beast ^{db}	141	113	91		102
Titan AX ^{db*}					99
Leabrook ^{db}	113	110	93		104
RGT Planet ^{db}	91	97	98		112
Laperouse ^{db}	114	102	113		93
Cyclops ^{db}		95	103		100
Rosalind ^{db}	127	98	96		105
Maximus ^{db} CL*	135	95	117		89
Fathom ^{db}	128	109	104		89
Zena ^{db} CL*			98		109
Sowing date	14 May	11 May	4 May		10 May
Rainfall J–M (mm)	97	238	419	215	175
Rainfall A–O (mm)	48	237	274	475	72

Special thanks to 2023 trial cooperator.
* herbicide-tolerant variety. Learn more via the [NVT Long Term Yield Reporter](#)

Table 3: Somerton main season barley.

Year	2019	2020	2021	2022	2023
Mean yield (t/ha)	0.83	3.59	2.19	3.00	4.98
Spinnaker ^{db}			124	122	107
Maximus ^{db} CL*	111	122	132	129	96
Yeti ^{db}	135	119	110	126	100
Laperouse ^{db}	104	121	114	125	100
Neo ^{db} CL*					107
Combat ^{db}			97	103	104
Rosalind ^{db}	123	102	114	117	99
RGT Planet ^{db}	111	110	102	106	106
Zena ^{db} CL*			109	108	104
Minotaur ^{db}			117	80	101
Bottler ^{db}	94	100	104	106	100
Spartacus CL ^{db*}	131	88	122	104	91
Leabrook ^{db}	118	95	91	106	100
Cyclops ^{db}		92	123	89	94
Alestar ^{db}	69	92	102	109	99
Sowing date	17 May	20 May	14 May	15 Jun	18 May
Rainfall J–M (mm)	91	299	274	273	251
Rainfall A–O (mm)	70	367	327	516	160

Special thanks to 2023 trial cooperator, Glenwarrie Partnership.
* herbicide-tolerant variety. Learn more via the [NVT Long Term Yield Reporter](#)

Table 4: Tullooona main season barley.

Year	2019	2020	2021	2022	2023
Mean yield (t/ha)	2.21	4.14	3.65		
Minotaur ^{db}			113	Trial failed	No trial
Combat ^{db}			102		
Yeti ^{db}	114	107	109		
Maximus ^{db} CL*	101	96	126		
Laperouse ^{db}	100	101	119		
RGT Planet ^{db}	103	101	111		
Cyclops ^{db}		103	96		
Zena ^{db} CL*			115		
Rosalind ^{db}	107	93	106		
Fathom ^{db}	109	111	78		
Leabrook ^{db}	109	101	89		
Bottler ^{db}	96	93	105		
Spartacus CL ^{db*}	112	94	93		
Beast ^{db}	118	103	76		
La Trobe ^{db}	115	97	77		
Sowing date	14 May	12 May	11 May		
Rainfall J–M (mm)	97	263	419	215	
Rainfall A–O (mm)	48	193	274	475	

No 2023 trial cooperator.
* herbicide-tolerant variety. Learn more via the [NVT Long Term Yield Reporter](#)

WHEAT
BARLEY
CANOLA
CHICKPEA
FABA BEAN

Table 5: Walgett main season barley.

Year	2019	2020	2021	2022	2023
Mean yield (t/ha)		3.99	6.43	5.47	
Spinnaker ^{db}				109	
Combat ^{db}			106	110	
Minotaur ^{db}		109	110	106	
Yeti ^{db}		110	103	110	
RGT Planet ^{db}		100	109	104	
Laperouse ^{db}		108	102	105	
Maximus ^{db} CL*		104	103	103	
Zena ^{db} CL*	No trial		107	101	No trial
Titan AX ^{db*}				103	
Rosalind ^{db}		96	102	102	
Leabrook ^{db}		101	98	103	
Cyclops ^{db}		94	103	100	
Bottler ^{db}		96	101	98	
Beast ^{db}		99	94	102	
Fathom ^{db}		103	92	99	
Sowing date		13 May	13 May	15 Jun	13 May
Rainfall J–M (mm)		248	272	231	119
Rainfall A–O (mm)		223	215	449	396

No 2023 trial cooperator.

* herbicide-tolerant variety. Learn more via the [NVT Long Term Yield Reporter](#)

Barley variety quality – Northern New South Wales

Grain quality for individual varieties varies from site to site and from year to year. However, long-term and across-site trends highlight varieties that can consistently achieve high protein percentage, high test weight or low grain screenings under a wider range of environments.

The following figures show the grain quality trends as histograms from 2022 and 2023 NVT averaged for trials in the Northern New South Wales region. Only the varieties evaluated at every site are included. These are plotted in order of performance, up to a maximum of 20.

Protein and yield comparisons

Figure 1: Protein (%) and yield (t/ha) comparisons for main season barley varieties from three NVT sites in Northern NSW in 2022.

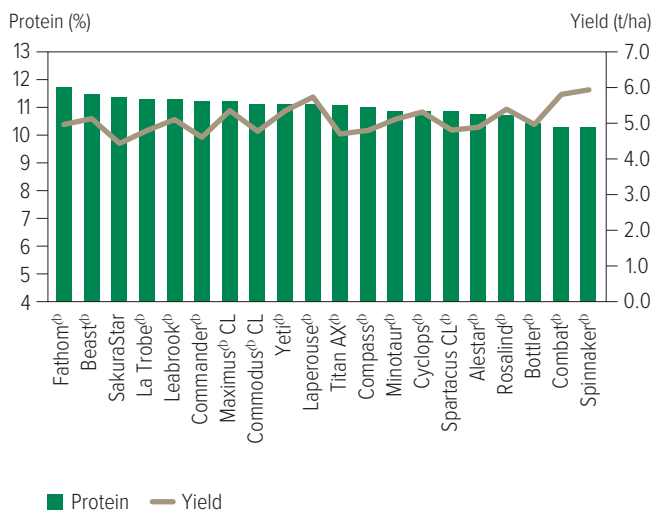
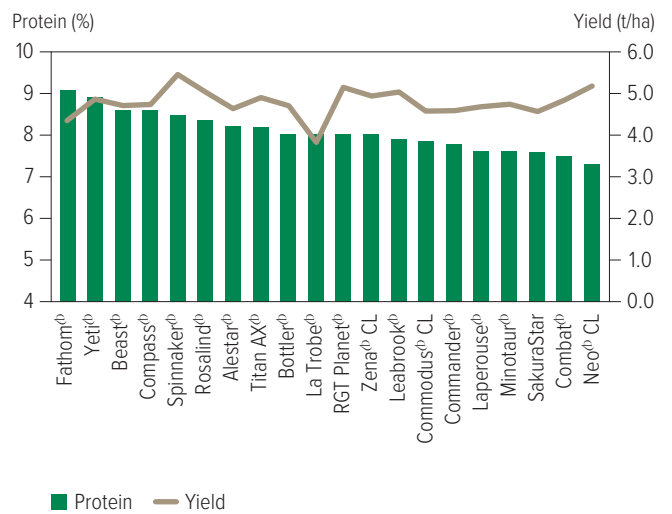


Figure 2: Protein (%) and yield (t/ha) comparisons for main season barley varieties from two NVT sites in Northern NSW in 2023.



Test weight comparisons

Figure 3: Test weight (kg/hL) comparisons for main season barley varieties from three NVT sites in Northern NSW in 2022.

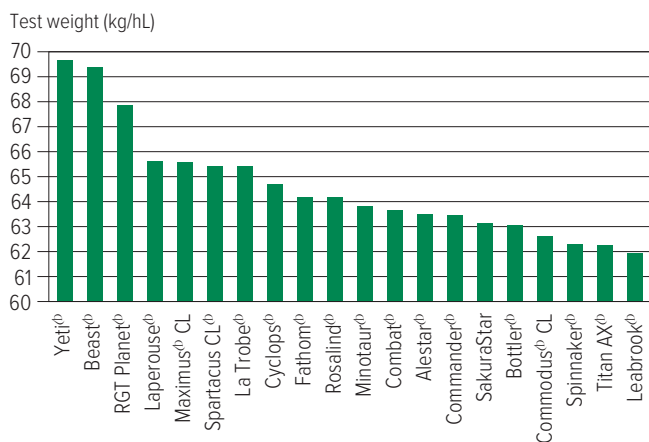
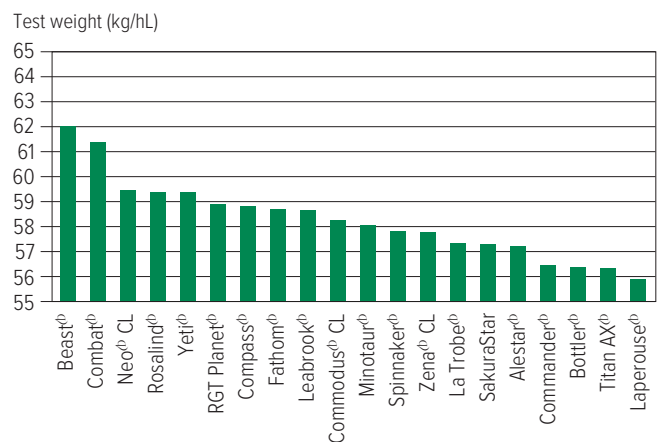


Figure 4: Test weight (kg/hL) comparisons for main season barley varieties from two NVT sites in Northern NSW in 2023.



WHEAT

BARLEY

CANOLA

CHICKPEA

FABA BEAN

Screenings comparisons

Figure 5: Screenings (<2.2mm) comparisons for main season barley varieties from three NVT sites in Northern NSW in 2022.

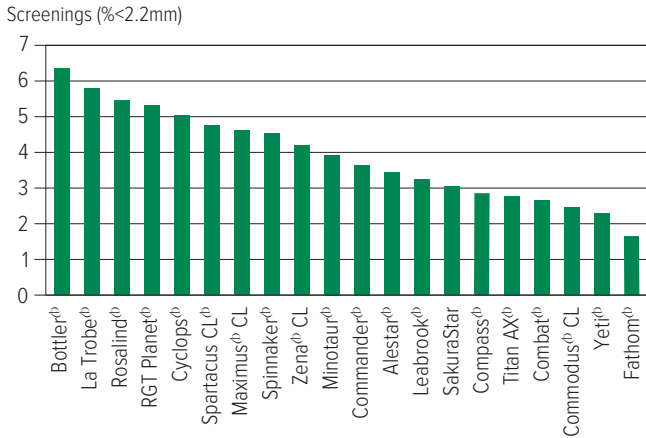
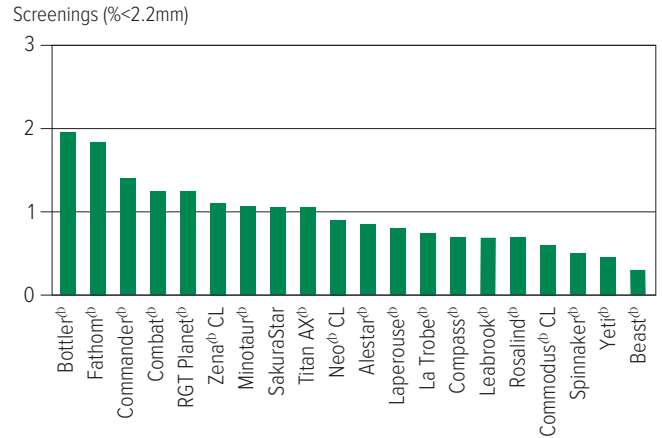


Figure 6: Screenings (<2.2mm) comparisons for main season barley varieties from two NVT sites in Northern NSW in 2023.



Retention comparisons

Figure 7: Retention (>2.5mm) comparisons for main season barley varieties from three NVT sites in Northern NSW in 2022.

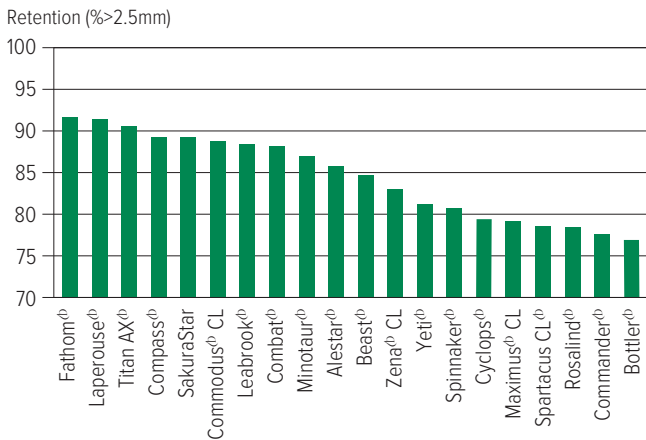
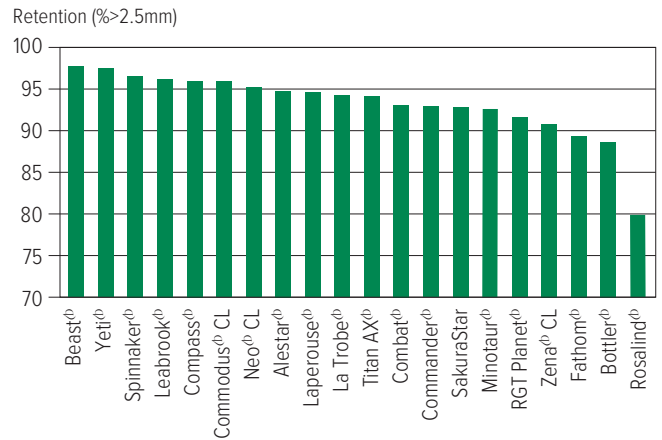


Figure 8: Retention (>2.5mm) comparisons for main season barley varieties from two NVT sites in Northern NSW in 2023.



WHEAT

BARLEY

CANOLA

CHICKPEA

FABA BEAN

Barley variety disease ratings – New South Wales

The following tables contain varietal ratings for the predominant diseases of barley in New South Wales. These ratings are updated annually by crop pathologists and were released in March 2024.

Selected varieties of most relevance to New South Wales growers are listed in alphabetical order and disease ratings are colour-coded to match resistance and tolerance ratings.

Table 6: Barley disease guide for New South Wales.

Variety	Leaf scald	Net form net blotch*	Spot form net blotch	Powdery mildew	Leaf rust	Barley grass stripe rust (BGYR)	Crown rot	CCN	RLN resistance (<i>Pratylenchus thornei</i>)	RLN tolerance (<i>Pratylenchus thornei</i>)	RLN resistance (<i>Pratylenchus neglectus</i>)	RLN tolerance (<i>Pratylenchus neglectus</i>)	Ramularia
Alestar ^{db}	SVS		S	MR	MRMS	R	S	R [^] (P)	MR	MTMI	MR	I	SVS
Banks ^{db}	S		S	MS	S	R	MSS	S	MR	TMT	MS	MII	VS
Bass ^{db}	S		MSS	S	SVS	R	MSS	S	MRMS	MTMI	MS	I	VS
Beast ^{db}	SVS		MS	S	S	R	S	MR	MRMS	TMT	MRMS	MI	SVS
Bottler ^{db}	SVS		MSS	RMR	MRMS	R	SVS		RMR	MI	MS	MT	SVS
Buff ^{db}	SVS		MSS	S	SVS	R	S		MS	MI	MRMS	MT	SVS
Combat ^{db}	MSS		MR	MS	S	R	S	MR	MS	TMT	MRMS		SVS
Commander ^{db}	SVS		MSS	MSS	SVS	R	S	R	MRMS	MT	MRMS	MTMI	SVS
Commodus ^{db} CL	SVS		MSS	MSS	S	R	S	R	MRMS	MTMI	MRMS	TMT	SVS
Compass ^{db}	S		MS	S	S-SVS	R	MSS	R	MR	TMT	MRMS	TMT	SVS
Cyclops ^{db}	S		MS	SVS	S	R	MSS	S	MRMS	MI	MRMS	MI	SVS
Fairview ^{db}	SVS		S	R	S	R	MSS		MR	MI	MR		SVS
Fandaga ^{db}	S		S	R	MR	RMR-SVS	MSS	R	MR	TMT	MR		VS
Fathom ^{db}	S		MR	MRMS	MS	R-MSS	SVS	R	MR	MT	MRMS	T	SVS
Flinders ^{db}	S		S	RMR	MSS	R	MSS	S	MR	MTMI	MRMS		SVS
Keel	SVS		MR	S	SVS	R	S	R	MRMS	MII	MS		SVS
Kiwi	SVS		MSS	RMR	MS	R	MSS	S	RMR	MTMI	MRMS	MI	VS
La Trobe ^{db}	SVS		S	MSS	MS	R	S	R	MRMS	MT	MRMS	MT	SVS
Laperouse ^{db}	SVS		MRMS	MSS	SVS	RMR-S	S	S	MR	MTMI	MRMS	MI	VS
Leabrook ^{db}	SVS		MS	S	SVS	R	S	RMR	RMR	TMT	MRMS	MT	VS
Litmus ^{db}	VS		S	MS	SVS	R	S	MS	MRMS	IVI	MS	MTMI	VS
Maximus ^{db} CL	S		MS	S	MSS	R	S	R	MRMS	MI	MRMS	MT	VS
Minotaur ^{db}	VS		S	S	SVS	R	MSS	R	MRMS	TMT	MRMS	MI	SVS
Neo ^{db} CL	S (P)		MR (P)	RMR (P)	S (P)	RMR-MSS (P)		R	MR (P)		RMR (P)		SVS (P)
RGT Planet ^{db}	MSS		SVS	RMR	MR	RMR-MS	MSS	R (P)	MR	MI	MRMS	MT	SVS
Rosalind ^{db}	MSS		MSS	MSS	MR	R	S	R	MRMS	TMT	MRMS	MT	VS
SakuraStar	SVS		MSS	MSS	S	R	S	R	MR	MTMI	MR	MT	SVS
Scope CL ^{db}	SVS		MSS	MRMS	MRMS-SVS	R-MS	S	S	MRMS	MI	MRMS	MI	SVS
Spartacus CL ^{db}	VS		S	MSS	MS	R	S	R	MRMS	MI	MRMS	MII	VS
Spinnaker ^{db}	S		S	RMR	MS	R-MS	S	S	MS	MTMI	MR		VS
Titan AX ^{db}	SVS		MSS	MSS	SVS	R	S	MR (P)	MR	TMT	MR		VS
Topstart	S		S	RMR	MRMS	R	MSS	S	RMR	MI	RMR	I	SVS
Urambie	MSS		S	MS	MSS	R	MSS		MR	I	MRMS	IVI	VS
Westminster ^{db}	MSS		S	RMR	MR	R	MSS		MS	I	MRMS	IVI	SVS
Yeti ^{db}	VS		MRMS	S	SVS	R	S	RMR	MR	MT	MR	TMT	VS
Zena ^{db} CL	MSS		MSS	RMR	MSS	R-MS	S	R	MR	MT	MRMS		VS

* ratings will be updated when available. Learn more via the [NVT Disease Ratings](#).
 R = resistant, MR = moderately resistant, MS = moderately susceptible, S = susceptible, VS = very susceptible,
 T = tolerant, MT = moderately tolerant, MI = moderately intolerant, I = intolerant, VI = very intolerant,
 (P) = provisional rating, - hyphen indicates a range, ^ line contains a few susceptible off types



CANOLA

New canola varieties

The following information is for canola varieties released in the 12 months to the date when the MET analysis was published on NVT online. Please go to nvt.grdc.com.au to find trial results for any new varieties released since the publication of this harvest report.

Variety	Breeding company	End point royalty* (\$)	Comments supplied by breeding company ¹
DG Avon TT [‡]	Nutrien Ag Solutions Ltd	TBC	Early, determinant, short TT open pollinated variety suited to low-medium rainfall zones.
Hyola® Continuum CL	Advanta Seeds	N/A	An early-mid maturity Clearfield® hybrid, Continuum CL provides wide environmental adaptability with excellent grain oil potential. It exhibits strong yields in target environments and demonstrates excellent adaptability to growing regions with a range of 1.0–5.5 t/ha. Continuum CL showcases an exceptionally high level of early plant vigour, high lodging resistance, and an outstanding blackleg rating of 'R' due to its distinctive tri-group resistance, ADF.
Hyola® Defender CT	Advanta Seeds	N/A	A mid-season maturity CT hybrid, Defender CT delivers remarkable grain yield, robust plant vigour and a very high grain oil content. Defender CT performance is closely aligned with the renowned Hyola® Blazer TT variety. Defender CT offers uniform flowering, manageable height for direct harvesting and an exceptional blackleg rating of 'R' due to its distinctive tri-group resistance, ADF.
Monola® H524TT	Nuseed	N/A	Monola® H524TT is an early-mid maturing TT hybrid with excellent early vigour. It is Nuseed's second Monola TT hybrid with improved yield and oil profile. It has demonstrated competitive yield and oil content to commercial canola TT hybrids during trials and exhibits strong early vigour and good early biomass. Suited to medium to slow canola growing regions, Monola® H524TT demonstrates strong blackleg resistance and good harvestability. Limited commercial release in 2024.
PY421C	Pioneer Hi-Bred Aust		Variety description not supplied.

* EPR amount is ex-GST, [‡] denotes Plant Breeder's Rights apply. ¹ All data in the table was provided by breeders. Readers should raise any issues with the displayed data directly with the breeder.

WHEAT

BARLEY

CANOLA

CHICKPEA

FABA BEAN

Refer to the latest *Crop Sowing Guide* for further information at nvt.grdc.com.au/resources/crop-sowing-guides

Canola variety yield performance – Northern New South Wales

Yield results are presented from the top-performing varieties within each NVT location in the region for the past five seasons. Results are presented (as a percentage) for each variety relative to the mean trial yield for the location within each year. Varieties are listed in descending order of average yield over the period. The Long Term Yield Reporter provides additional information on varieties not listed and can be viewed as a table or chart with error bars. Rainfall is provided for January to March (J–M) and April to October (A–O) and, where relevant, irrigation from April to October.

Table 1: Mullaley med-high rainfall IMI.

Year	2019	2020	2021	2022	2023
Mean yield (t/ha)	1.18	2.88		2.77	0.95
Hyola® Solstice CL			Trial failed	106	132
PY421C				116	116
Pioneer® 45Y95 (CL)				113	106
Hyola® Equinox CL		108		99	
Pioneer® 44Y94 CL		101		112	100
Pioneer® 45Y93 CL	104	101		110	93
Pioneer® 43Y92 (CL)	103			102	101
Hyola® Continuum CL				106	94
PY520TC					88
VICTORY® V75-03CL	83	94			87
Sowing date	10 May	27 Apr		20 May	25 May
Rainfall J–M (mm)	132	329	219	271	212
Rainfall A–O (mm)	95	349	320	560	130

Special thanks to 2023 trial cooperator.

Yield performance of 'stacked' varieties with tolerances to multiple herbicide systems should not be compared to varieties in trials where the variety has not specifically been tested, even for the same location. The following varieties have not been included in this trial, but have been tested in other herbicide trials at this location: Hyola® Defender CT.

Learn more via the [NVT Long Term Yield Reporter](#)

Table 2: Bellata low-med rainfall IMI.

Year	2019	2020	2021	2022	2023	
Mean yield (t/ha)		1.17		1.63	1.19	
PY421C			Compromised trial	119	121	
Hyola® Equinox CL				112		
Pioneer® 44Y94 CL				106	112	
Hyola® Solstice CL					129	
Hyola® Continuum CL				106	113	
Pioneer® 45Y95 (CL)				97	106	
Pioneer® 44Y90 (CL)		109				
Pioneer® 43Y92 (CL)		97			98	
PY520TC						84
VICTORY® V7002CL		70				
Sowing date	7 May	23 Apr		21 May	4 May	27 Apr
Rainfall J–M (mm)	67	337	377	274	163	
Rainfall A–O (mm)	81	262	372	589	140	

Special thanks to 2023 trial cooperator.

Yield performance of 'stacked' varieties with tolerances to multiple herbicide systems should not be compared to varieties in trials where the variety has not specifically been tested, even for the same location. The following varieties have not been included in this trial, but have been tested in other herbicide trials at this location: Hyola® Defender CT and Hyola® Enforcer CT.

Learn more via the [NVT Long Term Yield Reporter](#)

Table 3: Mullaley med-high rainfall TT.

Year	2019	2020	2021	2022	2023
Mean yield (t/ha)	1.34	2.74		2.22	0.94
HyTTec® Trifecta			Trial failed	115	112
Hyola® Blazer TT		104		116	104
HyTTec® Trophy	112	103		111	107
InVigor® T 4511				108	108
RGT Capacity TT	109			108	107
SF Dynatron TT				112	102
InVigor® T 4510	110	103		107	108
RGT Baseline® TT				111	98
PY520TC				113	97
Hyola® Defender CT				113	92
Sowing date	10 May	27 Apr		20 May	25 May
Rainfall J–M (mm)	132	329	219	271	212
Rainfall A–O (mm)	95	349	320	560	130

Special thanks to 2023 trial cooperator.

Learn more via the [NVT Long Term Yield Reporter](#)

Table 4: Bellata low-med rainfall TT.

Year	2019	2020	2021	2022	2023
Mean yield (t/ha)		1.03		1.58	1.06
Hyola® Blazer TT		131	Compromised trial	112	121
Hyola® Defender CT				109	116
SF Dynatron TT				106	113
HyTTec® Trophy		117		106	113
RGT Capacity TT				108	115
Hyola® Enforcer CT		106		102	119
HyTTec® Trident		116		103	106
Renegade TT [†]				107	98
InVigor® T 4510		111		101	97
InVigor® T 4511				98	103
Sowing date	7 May	23 Apr		21 May	4 May
Rainfall J–M (mm)	67	337	377	274	163
Rainfall A–O (mm)	81	262	372	589	140

Special thanks to 2023 trial cooperator.

Learn more via the [NVT Long Term Yield Reporter](#)

WHEAT

BARLEY

CANOLA

CHICKPEA

FABA BEAN

CHICKPEA

Chickpea variety yield performance – Northern New South Wales

Yield results are presented from the top-performing varieties within each NVT location in the region for the past five seasons. Results are presented (as a percentage) for each variety relative to the mean trial yield for the location within each year. Varieties are listed in descending order of average yield over the period. The Long Term Yield Reporter provides additional information on varieties not listed and can be viewed as a table or chart with error bars. Rainfall is provided for January to March (J–M) and April to October (A–O) and, where relevant, irrigation from April to October.

Year	2019	2020	2021	2022	2023
Mean yield (t/ha)		2.33	2.81		1.29
PBA Drummond [Ⓛ]	Trial failed	109	106	Compromised trial	111
PBA Seamer [Ⓛ]		103	100		94
CBA Captain [Ⓛ]		98	102		96
Kyabra [Ⓛ]		97	84		104
PBA HatTrick [Ⓛ]		93	89		92
PBA Boundary [Ⓛ]		91	89		95
Sowing date	22 Jul	15 May	21 May	23 Jun	1 Jun
Rainfall J–M (mm)	67	337	377	274	163
Rainfall A–O (mm)	81	235	372	589	140

Special thanks to 2023 trial cooperator.
Learn more via the [NVT Long Term Yield Reporter](#)

Year	2019	2020	2021	2022	2023
Mean yield (t/ha)		2.52	3.22		0.83
PBA Drummond [Ⓛ]	Trial failed	105	104	Trial failed	119
CBA Captain [Ⓛ]		99	100		93
PBA Boundary [Ⓛ]		94	99		90
Kyabra [Ⓛ]		95	93		106
PBA Seamer [Ⓛ]		100	91		91
PBA HatTrick [Ⓛ]		94	93		86
Sowing date	24 May	14 May	11 May	16 Jun	2 Jun
Rainfall J–M (mm)	50	377	422	216	127
Rainfall A–O (mm)	24	297	253	390	60

Special thanks to 2023 trial cooperator, Rimanui Farms.
Learn more via the [NVT Long Term Yield Reporter](#)

WHEAT

BARLEY

CANOLA

CHICKPEA

FABA BEAN

Refer to the latest *Crop Sowing Guide* for further information at nvt.grdc.com.au/resources/crop-sowing-guides

Table 3: Coonamble desi chickpea.

Year	2019	2020	2021	2022	2023
Mean yield (t/ha)		2.28	3.12		1.07
PBA Drummond ^{db}	Trial failed	114	103	Trial failed	114
CBA Captain ^{db}		96	102		96
PBA Seamer ^{db}		95	98		84
PBA Boundary ^{db}		92	93		98
Kyabra ^{db}		101	85		
PBA HatTrick ^{db}		90	91		90
Sowing date	25 Jun	26 May	27 May	10 Jun	30 May
Rainfall J–M (mm)	155	248	224	147	41
Rainfall A–O (mm)	54	230	267	583	107

Special thanks to 2023 trial cooperator.
Learn more via the [NVT Long Term Yield Reporter](#)

Table 4: Tullooa desi chickpea.

Year	2019	2020	2021	2022	2023
Mean yield (t/ha)		2.57	3.28		1.21
PBA Drummond ^{db}	Trial results below standard	107	116	Trial failed	116
Kyabra ^{db}		95	97		104
CBA Captain ^{db}		99	96		94
PBA Seamer ^{db}		103	91		87
PBA Boundary ^{db}		90	91		94
PBA HatTrick ^{db}		92	87		89
Sowing date	23 May	12 May	11 May	20 Jun	15 Jun
Rainfall J–M (mm)	97	263	419	225	175
Rainfall A–O (mm)	48	193	274	479	72

Special thanks to 2023 trial cooperator.
Learn more via the [NVT Long Term Yield Reporter](#)

Table 5: Walgett desi chickpea.

Year	2019	2020	2021	2022	2023
Mean yield (t/ha)			4.05		
PBA Drummond ^{db}	No trial	Trial failed	104	Compromised trial	Trial failed
CBA Captain ^{db}			101		
PBA Boundary ^{db}			99		
PBA HatTrick ^{db}			93		
Kyabra ^{db}			90		
PBA Seamer ^{db}			89		
Sowing date		27 May	28 May	14 Jun	14 Jul
Rainfall J–M (mm)		248	272	231	50
Rainfall A–O (mm)		223	215	449	90

Special thanks to 2023 trial cooperator.
Learn more via the [NVT Long Term Yield Reporter](#)

Table 6: Coonamble kabuli chickpea.

Year	2019	2020	2021	2022	2023
Mean yield (t/ha)		2.97	3.29		0.95
PBA Royal ^{db}	Trial failed	99	101	Trial failed	102
Genesis™ 090		98	99		111
Genesis™ Kalkee		98	97		
Almaz ^{db}		96	97		96
PBA Magnus ^{db}		92	99		86
PBA Monarch ^{db}		92	83		70
Sowing date	25 Jun	26 May	27 May	10 Jun	30 May
Rainfall J–M (mm)	155	248	224	147	41
Rainfall A–O (mm)	54	230	267	583	107

Special thanks to 2023 trial cooperator.
Learn more via the [NVT Long Term Yield Reporter](#)

Table 7: Tullooa kabuli chickpea.

Year	2019	2020	2021	2022	2023
Mean yield (t/ha)		2.28	2.79		1.16
Genesis™ 090	Trial results below standard	96	103	Trial failed	113
PBA Royal ^{db}		101	101		105
Genesis™ Kalkee		95	98		102
Almaz ^{db}		98	94		100
PBA Magnus ^{db}		95	86		85
PBA Monarch ^{db}		99	75		81
Sowing date	23 May	12 May	11 May	20 Jun	15 Jun
Rainfall J–M (mm)	97	263	419	225	175
Rainfall A–O (mm)	48	193	274	479	72

Special thanks to 2023 trial cooperator.
Learn more via the [NVT Long Term Yield Reporter](#)

Table 8: Walgett kabuli chickpea.

Year	2019	2020	2021	2022	2023
Mean yield (t/ha)			4.17		
Genesis™ 090	No trial	Trial results below standard	109	Compromised trial	Trial failed
PBA Royal ^{db}			102		
Genesis™ Kalkee			101		
Almaz ^{db}			99		
PBA Magnus ^{db}			96		
PBA Monarch ^{db}			74		
Sowing date		27 May	28 May	14 Jun	14 Jul
Rainfall J–M (mm)		248	272	231	50
Rainfall A–O (mm)		223	215	449	90

Special thanks to 2023 trial cooperator.
Learn more via the [NVT Long Term Yield Reporter](#)

WHEAT
BARLEY
CANOLA
CHICKPEA
FABA BEAN

Chickpea variety disease ratings – New South Wales

The following table contains varietal ratings for the predominant diseases of chickpea in New South Wales. These ratings are updated annually by crop pathologists and were released in March 2024.

Selected varieties of most relevance to New South Wales growers are listed in alphabetical order and disease ratings are colour-coded to match resistance and tolerance ratings.

Table 9: Chickpea disease guide for New South Wales.

Variety	Ascochyta blight (pathogen group 1 – south)	Ascochyta blight (pathogen group 2 – north)	Phytophthora root rot*	RLN resistance (<i>Pratylenchus neglectus</i>)*	RLN tolerance (<i>Pratylenchus neglectus</i>)*	RLN resistance (<i>Pratylenchus thornei</i>)*	RLN tolerance (<i>Pratylenchus thornei</i>)
DESI							
CBA Captain [Ⓛ]	S	MS					MT
Genesis™ 836	S	S					MT
Kyabra [Ⓛ]	VS	VS					MT
Neelam [Ⓛ]	S	S					MTMI
PBA Boundary [Ⓛ]	S	S					MT
PBA Drummond [Ⓛ]	VS	VS					MT
PBA HatTrick [Ⓛ]	S	S					MTMI
PBA Maiden [Ⓛ]	S	S					MII
PBA Pistol [Ⓛ]	S	VS					MII
PBA Seamer [Ⓛ]	S	MS					MTMI
PBA Slasher [Ⓛ]	S	S					MT
PBA Striker [Ⓛ]	S	S					TMT
KABULI							
Almaz [Ⓛ]	S	MS					IVI
Genesis™ 090	MS	MS					MII
Genesis™ Kalkee	S	S					MI
PBA Magnus [Ⓛ]	S	MS					I
PBA Monarch [Ⓛ]	S	MS					MII
PBA Royal [Ⓛ]	MS	MS					MII

* ratings will be updated when available. Learn more via the [NVT Disease Ratings](#).
 R = resistant, MR = moderately resistant, MS = moderately susceptible, S = susceptible, VS = very susceptible, T = tolerant, MT = moderately tolerant, MI = moderately intolerant, I = intolerant, VI = very intolerant.

WHEAT
 BARLEY
 CANOLA
 CHICKPEA
 FABABEAN

FABA BEAN

Faba bean variety yield performance – Northern New South Wales

Yield results are presented from the top-performing varieties within each NVT location in the region for the past five seasons. Results are presented (as a percentage) for each variety relative to the mean trial yield for the location within each year. Varieties are listed in descending order of average yield over the period. The Long Term Yield Reporter provides additional information on varieties not listed and can be viewed as a table or chart with error bars. Rainfall is provided for January to March (J–M) and April to October (A–O) and, where relevant, irrigation from April to October.

Table 1: Bellata faba bean.

Year	2019	2020	2021	2022	2023
Mean yield (t/ha)	0.57	1.64	2.38	2.35	1.00
FBA Ayla ^{db}	98	96	99	99	100
PBA Warda ^{db}	125	87	110	85	101
PBA Nanu ^{db}	97	95	95	97	96
PBA Nasma ^{db}	108	72	103	82	101
Cairo	112	78	97	76	91
Doza	105	78	89	74	85
Sowing date	29 April	23 April	21 May	4 May	5 May
Rainfall J–M (mm)	67	337	377	274	163
Rainfall A–O (mm)	81	227	372	589	140

Special thanks to 2023 trial cooperator.
Learn more via the [NVT Long Term Yield Reporter](https://nvt.grdc.com.au/resources/long-term-yield-reporter)

Table 2: Bullarah faba bean.

Year	2019	2020	2021	2022	2023
Mean yield (t/ha)			2.45		
PBA Nanu ^{db}			104		
PBA Warda ^{db}			102		
FBA Ayla ^{db}	Trial failed	Trial failed	96	Trial failed	Trial failed
Doza			95		
Cairo			92		
PBA Nasma ^{db}			76		
Sowing date	24 May	8 April	20 April	30 April	26 April
Rainfall J–M (mm)	50	377	422	216	127
Rainfall A–O (mm)	24	297	253	390	60

Special thanks to 2023 trial cooperator, Rimanui Farms.
Learn more via the [NVT Long Term Yield Reporter](https://nvt.grdc.com.au/resources/long-term-yield-reporter)

WHEAT

BARLEY

CANOLA

CHICKPEA

FABA BEAN

Refer to the latest *Crop Sowing Guide* for further information at nvt.grdc.com.au/resources/crop-sowing-guides

Table 3: Coonamble faba bean.

Year	2019	2020	2021	2022	2023
Mean yield (t/ha)		2.79	3.98	2.24	1.74
PBA Warda ^{db}	Trial failed	96	101	93	102
FBA Ayla ^{db}		97	97	99	100
PBA Nanu ^{db}		91	101	95	98
PBA Nasma ^{db}		88	84	91	104
Cairo		84	88	76	94
Doza		79	86	67	89
Sowing date		23 April	25 April	23 April	22 April
Rainfall J–M (mm)	155	248	224	147	41
Rainfall A–O (mm)	54	230	267	583	107

Special thanks to 2023 trial cooperator.
Learn more via the [NVT Long Term Yield Reporter](#)

Table 4: Spring Ridge faba bean.

Year	2019	2020	2021	2022	2023
Mean yield (t/ha)		2.75			0.71
PBA Warda ^{db}	Trial failed	90	Trial failed	Trial failed	125
FBA Ayla ^{db}		98			94
PBA Nanu ^{db}		94			106
Doza		94			91
Cairo		92			96
PBA Nasma ^{db}		90			76
Sowing date		17 May			20 April
Rainfall J–M (mm)	141	338	331	317	153
Rainfall A–O (mm)	112	392	286	628	138

Special thanks to 2023 trial cooperator.
Learn more via the [NVT Long Term Yield Reporter](#)

Table 5: Tullooona faba bean.

Year	2019	2020	2021	2022	2023
Mean yield (t/ha)		3.08	3.68	3.62	0.49
PBA Warda ^{db}	Compromised trial	104	97	104	105
Doza		96	99	106	90
Cairo		99	98	103	97
FBA Ayla ^{db}		99	98	97	101
PBA Nanu ^{db}		95	94	100	96
PBA Nasma ^{db}		101	92	87	110
Sowing date		23 May	27 April	11 May	29 April
Rainfall J–M (mm)	97	263	419	215	175
Rainfall A–O (mm)	48	193	274	475	72

Special thanks to 2023 trial cooperator.
Learn more via the [NVT Long Term Yield Reporter](#)

Table 6: Walgett faba bean.

Year	2019	2020	2021	2022	2023
Mean yield (t/ha)		2.05	4.22	4.80	0.84
FBA Ayla ^{db}	No trial	99	99	101	101
PBA Nanu ^{db}		87	98	106	94
PBA Nasma ^{db}		99	96	95	118
PBA Warda ^{db}		93	102	92	116
Cairo		92	97	90	94
Doza		87	95	91	79
Sowing date			24 April	24 April	20 April
Rainfall J–M (mm)		248	272	231	86
Rainfall A–O (mm)		223	215	449	64

Special thanks to 2023 trial cooperator.
Learn more via the [NVT Long Term Yield Reporter](#)

WHEAT

BARLEY

CANOLA

CHICKPEA

FABA BEAN

Faba bean variety disease ratings – New South Wales

The following table contains varietal ratings for the predominant diseases of faba bean in New South Wales. These ratings are updated annually by crop pathologists and were released in March 2024.

Selected varieties of most relevance to New South Wales growers are listed in alphabetical order and disease ratings are colour-coded to match resistance and tolerance ratings.

Table 7: Faba bean disease guide for New South Wales.

Variety	Ascochyta blight	Cercospora leaf spot	Chocolate spot (Botrytis)	RLN resistance (<i>Pratylenchus thornei</i>)*	Leaf rust
Cairo	VS	S	S		S
Doza	VS	S	S		MR
Farah ^{db}	MS	S	S		VS
FBA Ayla ^{db}		S	S		MR
Fiesta VF	S	S	S		VS
Nura ^{db}	MR (P)	S	MS		VS
PBA Amberley ^{db}	MR	S	MRMS		VS
PBA Bendoc ^{db}	MR	S	S		VS
PBA Marne ^{db}	MS	S	MS (P)		MRMS
PBA Nanu ^{db}		S	S		MR
PBA Nasma ^{db}	S	S	S		MRMS
PBA Rana ^{db}	MRMS (P)	S	MS		VS
PBA Samira ^{db}	MR (P)	S	MS		S
PBA Warda ^{db}	S	S	S		MRMS
PBA Zahra ^{db}	MRMS	S	MS		S

* ratings will be updated when available. Learn more via the [NVT Disease Ratings](#).


R = resistant, MR = moderately resistant, MS = moderately susceptible, S = susceptible, VS = very susceptible, (P) = provisional rating.

WHEAT
BARLEY
CANOLA
CHICKPEA
FABA BEAN

NVT tools




Harvest Reports & Crop Sowing Guides



Trial results



Long Term Yield Reporter



NVT Disease Ratings


Subscribe

NVT Trial Notification Service



Get an email the moment results for your local NVT trials are available.

NVT publications



Get an email as soon as your selected NVT Harvest Report is published.