

Central
Queensland

March 2025



CELEBRATING
20
YEARS

NVT HARVEST REPORT

INTERIM VERSION





Title: NVT Harvest Report Interim Version –
Central Queensland

Published: March 2025

Authors:

Katherine Hollaway, Astute Ag and
Dr Sue Knights, SE Knights Consulting

Acknowledgements:

We would like to thank all those who provided information and assistance with the development of this Harvest Report.

© Grains Research and Development Corporation 2025

This book is copyright. Except as permitted under the *Copyright Act 1968* (Commonwealth) and subsequent amendments, no part of this publication may be reproduced, stored or transmitted in any form or by any means, electronic or otherwise, without the specific written permission of the copyright owner.

GRDC contact details:

PO Box 5367
KINGSTON ACT 2604

Phone: 02 6166 4500

Email: comms@grdc.com.au

Design and production:

Coretext, coretext.com.au

COVER: Kalyx Australia harvesting at the GRDC National Variety Trials (NVT) site on John and Brendan Pattison's farm near Marrar, New South Wales.


PHOTO: Nicole Baxter

DISCLAIMER: Any recommendations, suggestions or opinions contained in this publication do not necessarily represent the policy or views of the Grains Research and Development Corporation. No person should act on the basis of the content of this publication without first obtaining specific, independent professional advice.

The Grains Research and Development Corporation will not be liable for any loss, damage, cost or expense incurred or arising by reason of any person using or relying on the information in this publication.




CONTENTS



Download this guide at:
nvt.grdc.com.au/harvest-reports

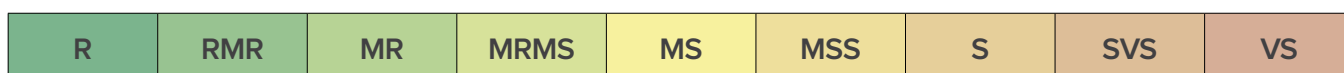
INTRODUCTION	4
WHEAT	6
BARLEY	17
CHICKPEA	22
USEFUL NVT TOOLS	24

LEGEND: MEAN VARIETY YIELD PERFORMANCE



Long-term mean yield illustrated by colour gradient from high (green) to low (red)

LEGEND: DISEASE RATING COLOUR RANGE



Disease severity scale from resistant (R) to very susceptible (VS)

The disease ratings in the report are current at the time of publication.

Regularly visit nvt.grdc.com.au/nvt-disease-ratings to find the latest NVT disease ratings.

Refer to the latest *Crop Sowing Guide* for further information at
nvt.grdc.com.au/resources/crop-sowing-guides

INTRODUCTION

The NVT Harvest Report – Central Queensland provides information to support growers and advisers with decisions on variety selection for **Central Queensland**. The information has been generated from the Grains Research and Development Corporation's (GRDC) National Variety Trials (NVT) database. This publication provides a summary of the 2024 and long-term yield performance of varieties of crop species suitable for production in **Central Queensland** together with their quality and disease responses.

The NVT program provides growers and advisers with comparative results on yield performance, quality and disease resistance ratings of commercially available grain varieties that is independent, consistent, timely and robust.

Conducted to a set of predetermined protocols, trials are sown and managed to reflect local best practice such as sowing time, fertiliser application, weed management, pest/disease control and fungicide application. The NVT is not designed to grow varieties to their maximum yield potential.

GRDC recognises that sustaining a project of this nature hinges on the collaboration of growers who willingly provide sites and often lend a hand in trial management on their properties. Equally significant is the partnership with seed companies who supply seed of commercial varieties and experimental lines to the program.

Interpreting long-term yield results

A factor analytic (FA) mixed model approach is used in the multi-environment trial (MET) analysis conducted by GRDC, supported by the Analytics for the Australian Grains Industry (AAGI).

This approach generates long-term MET values for varieties at an individual trial level.

This format provides more detailed results to better understand a variety's performance over several years at the individual trial/environment level, rather than just a single averaged value.

In the *NVT Harvest Report – Central Queensland*, results are presented in year groupings for yield for the past five years and quality for the past two years. Further detailed interrogation of the NVT Online results using the Long Term Yield Reporter will provide more specific performance results on all varieties of each crop species in each NVT location throughout **Central Queensland**.

The results presented in this Harvest Report are based on the default filters in the Long Term Yield Reporter. In some cases, trial results are excluded because they do not meet the default standards for statistical validity. These are listed in the tables as 'Trial results below standard'. Trials below standard can be viewed by reducing the default VAF settings within the [Long Term Yield Reporter](#).

Trials listed as compromised are not suitable for making variety decisions. Results can be found in the [Quarantined trial reports](#).

▶ Refer to the latest *Crop Sowing Guide* for further information at nvt.grdc.com.au/resources/crop-sowing-guides

NVT 20th anniversary

In 2025, the National Variety Trials (NVT) proudly celebrates 20 years of empowering Australian grain growers and their advisers with trusted, independent results to support varietal decision-making.

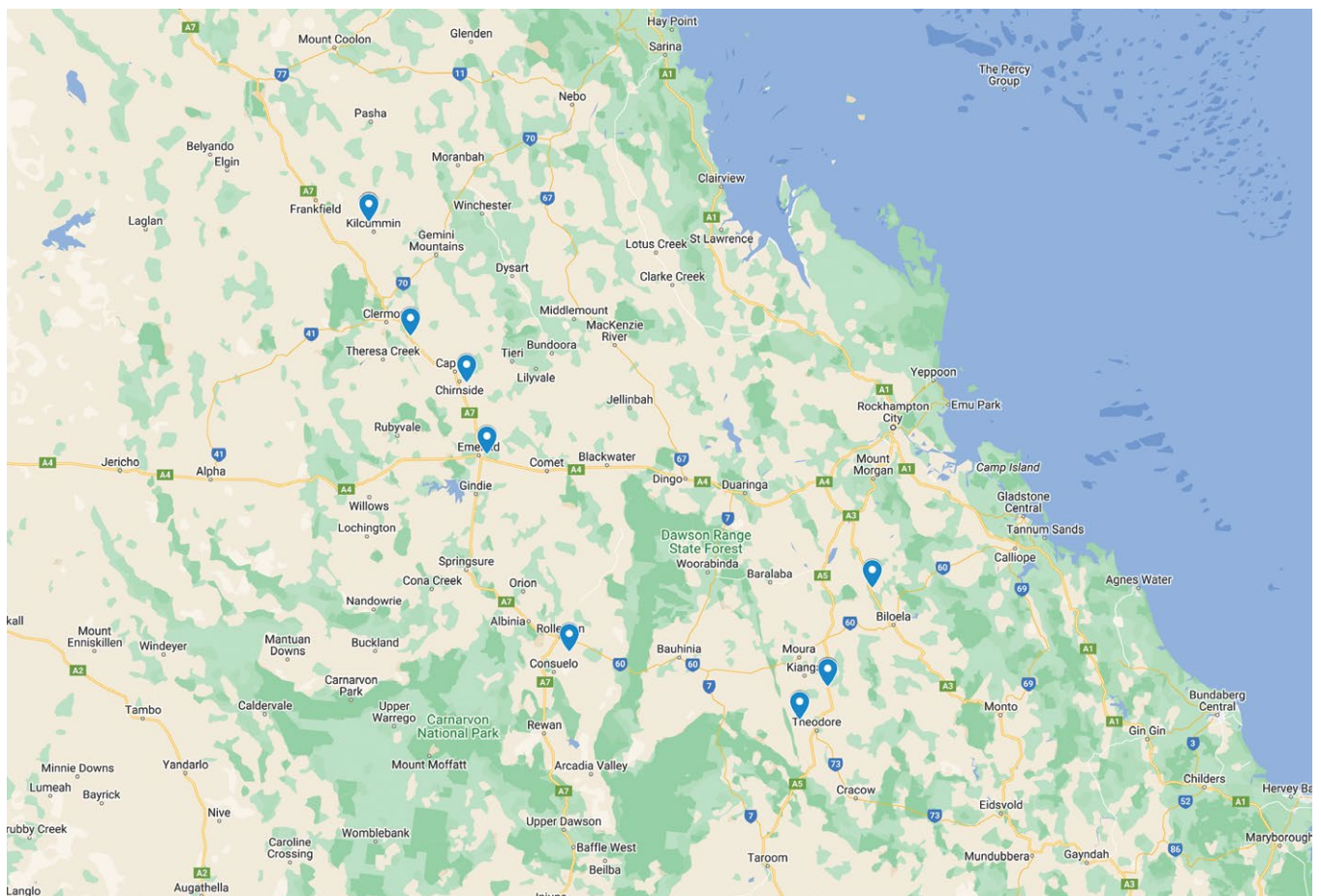
Established in 2005 by the Grains Research and Development Corporation (GRDC), the NVT program has evolved into the largest coordinated variety trial network in the world. Each year, more than 640 trials are conducted across over 300 locations nationwide, encompassing 10 different crop species. Over the past two decades, NVT has been a transformative force, providing growers with credible insights into newly released varieties that drives the rapid adoption of superior genetics.

The success of NVT is a testament to the collaborative efforts of many. GRDC extends heartfelt thanks to the growers, GRDC staff and panellists, service providers, trial hosts, breeding companies and members of the National Advisory Committee who have been instrumental in this journey. Your dedication has delivered exceptional outcomes, advancing the productivity and profitability of Australian grain growers and strengthening the grains industry as a whole.

As we mark this significant milestone, GRDC celebrates the achievements of NVT and looks forward to continuing to deliver game-changing innovations for Australia’s grains sector in the years to come.

NVT SITE LOCATIONS – Central Queensland

Figure 1: Locality of NVT trial sites in Central Queensland from 2020 to 2024.



See all NVT trial locations and view trial results at nvt.grdc.com.au/trial-results.

SOURCE: National Variety Trials

WHEAT

New wheat varieties

The following information is for wheat varieties released in the 12 months to the date when the MET analysis was published on NVT online. Please go to nvt.grdc.com.au to find trial results for any new varieties released since the publication of this harvest report.

Variety	Breeding company	Grain classification – northern zone	End point royalty* (\$)	Comments supplied by breeding company ¹
Avoca [Ⓛ]	Australian Grain Technologies Pty Ltd	TBC	3.90	Avoca [Ⓛ] is ideally suited to high-rainfall zones. It has a relatively compact plant canopy and good physical grain quality characteristics. Maturity description: slow-very slow spring
Intrigue [Ⓛ]	Australian Grain Technologies Pty Ltd	APH	4.00	Intrigue [Ⓛ] achieves high yields relative to other varieties in moisture-stressed situations. It has a good physical grain quality package, with low screenings and high test weights. Intrigue [Ⓛ] maintains yield potential across planting dates. Maturity description: mid-slow spring
Ironbark [Ⓛ]	Australian Grain Technologies Pty Ltd	TBC	3.90	Ironbark [Ⓛ] is derived from Beckom [Ⓛ] and is an excellent replacement for Beckom [Ⓛ] . It is similar in plant height and canopy to Beckom [Ⓛ] and is very widely adapted, suited to most of southern NSW. It has improved yield and grain size compared with Beckom [Ⓛ] . It carries the major aluminium tolerance gene, which contributes to acid soil tolerance. Maturity description: mid spring
Jumbuck [Ⓛ]	InterGrain Pty Ltd	AWW	3.60	Jumbuck [Ⓛ] has a good fit in northern growing regions with its yield stability and is well suited to late April and early May plantings. It has a solid grain quality package including excellent test weight and grain size, reducing screening risks. It has a medium plant height and good lodging tolerance. Jumbuck [Ⓛ] was developed by breeders at CIMMYT and was brought to Australia through the CIMMYT-Australia-ICARDA Germplasm Evaluation (CAIGE) program supported by GRDC. Maturity description: mid-slow spring
LRPB Tracer [Ⓛ]	LongReach Plant Breeders Pty Ltd	APH	4.25	LRPB Tracer [Ⓛ] is suitable for main season seeding opportunities across NSW and Queensland. It is a strong performer in sodic soil yield trials. It has a compact canopy that can aid in stubble management in zero-till farming systems. Marketed by Pacific Seeds. Maturity description: mid spring

*EPR amount is ex-GST, [Ⓛ]denotes Plant Breeder's Rights apply. ¹All data in the table was provided by breeders. Readers should raise any issues with the displayed data directly with the breeder. Consult the Grains Australia [Wheat Variety Master List](#) for final classification in your region.

Refer to the latest *Crop Sowing Guide* for further information at nvt.grdc.com.au/resources/crop-sowing-guides

Wheat variety yield performance – Central Queensland

Yield results are presented from the top-performing varieties within each NVT location in the region for the past five seasons. Results are presented (as a percentage) for each variety relative to the mean trial yield for the location within each year. Varieties are listed in descending order of average yield over the period. The Long Term Yield Reporter provides additional information on varieties not listed and can be viewed as a table or chart with error bars. Rainfall is provided for January to March (J–M) and April to October (A–O) and, where relevant, irrigation from April to October.

Table 1: Capella main season wheat.

Year		2020	2021	2022	2023	2024
Mean yield (t/ha)	Class	2.40	2.97	4.92		
SEA Condamine	FEED	109	105	107	No trial	No trial
Rebel Rat		105		106		
Borlaug 100 ^{db}	AH			104		
Sunblade CL Plus ^{db}	APH	103	108	102		
Intrigue ^{db}	APH			103		
Sunmaster ^{db}	APH	102	110	100		
Catapult ^{db}	AH		94	109		
Calibre ^{db}	APH		103	107		
Scepter ^{db}	AH	96	105	103		
LRPB Flanker ^{db}	APH	105	87	108		
Coota ^{db}	APH	101	98	103		
Boree ^{db}	APH	91	99	107		
RockStar ^{db}	APH		93	108		
LRPB Avenger ^{db}	FEED			95		
LRPB Stealth ^{db}	APH			101		
Sowing date		17 Apr	20 Apr	5 May		
Rainfall J–M (mm)		242	151	98		
Rainfall A–O (mm)		63	132	372		

No 2024 trial cooperator.
Learn more via the [NVT Long Term Yield Reporter](#)

Table 3: Kilcummin main season wheat.

Year		2020	2021	2022	2023	2024
Mean yield (t/ha)	Class	2.24	2.73	4.48		
LRPB Flanker ^{db}	APH	103	112	123	No trial	No trial
Catapult ^{db}	AH		116	112		
RockStar ^{db}	APH		114	111		
SEA Condamine	FEED	107	106	108		
LRPB Reliant ^{db}	APH	98	105	113		
Calibre ^{db}	APH		109	107		
LRPB Stealth ^{db}	APH			107		
Boree ^{db}	APH	94	111	105		
Coota ^{db}	APH	94	107	103		
Rebel Rat		106		100		
LRPB Lancer ^{db}	APH			102		
Intrigue ^{db}	APH			99		
Borlaug 100 ^{db}	AH			99		
Scepter ^{db}	AH	97	104	96		
Jillaroo ^{db}	AH		104	98		
Sowing date		18 Apr	20 Apr	6 May		
Rainfall J–M (mm)		227	224	28		
Rainfall A–O (mm)		47	173	450		

No 2024 trial cooperator.
Learn more via the [NVT Long Term Yield Reporter](#)

Table 2: Duinga/Emerald main season wheat.

Year		2020	2021	2022	2023	2024
Mean yield (t/ha)	Class	4.36	3.39	6.26	4.39	3.84
Borlaug 100 ^{db}	AH			113	113	100
Rebel Rat		114		111		102
SEA Condamine	FEED	117	115	108	112	101
Rebel 65 ^{db}					111	103
Sunmaster ^{db}	APH	104	112	108	103	103
Calibre ^{db}	APH		107	107	108	101
Sunblade CL Plus ^{db}	APH	104	109	106	104	103
Brumby ^{db}	FEED				109	107
Jumbuck ^{db}	AWW				106	113
Suncentral ^{db}	APH	99	110	107		101
Intrigue ^{db}	APH			99	103	105
Sunchaser ^{db}	APH	100	110	103		96
Suntop ^{db}	APH	99	106	101	98	99
Jillaroo ^{db}	AH		104	101	103	98
Leverage ^{db}	APH				105	115
Sowing date		23 Apr	28 Apr	27 May	17 May	5 May
Rainfall J–M (mm)		519	187	98	275	160
Rainfall A–O (mm)		69	107	370	91	174

Special thanks to 2024 trial cooperator.
Learn more via the [NVT Long Term Yield Reporter](#)

Table 4: Moura main season wheat.

Year		2020	2021	2022	2023	2024
Mean yield (t/ha)	Class					4.49
Jumbuck ^{db}	AWW					120
Leverage ^{db}	APH					117
Brumby ^{db}	FEED					116
Sunmaster ^{db}	APH					114
Sunblade CL Plus ^{db}	APH					112
Intrigue ^{db}	APH					111
Rebel Rat						110
Sundancer ^{db}	APH	No trial	No trial	No trial	No trial	109
Rebel 65 ^{db}						108
Borlaug 100 ^{db}	AH					108
Calibre ^{db}	APH					106
Boree ^{db}	APH					106
Suncentral ^{db}	APH					105
Catapult ^{db}	AH					105
SEA Condamine	FEED					104
Sowing date						3 May
Rainfall J–M (mm)						244
Rainfall A–O (mm)						224

Special thanks to 2024 trial cooperator.
Learn more via the [NVT Long Term Yield Reporter](#)

WHEAT
BARLEY
CHICKPEA

Table 5: Rolleston/Springsure main season wheat.

Year		2020	2021	2022	2023	2024
Mean yield (t/ha)	Class	2.52	2.81	6.83		6.69
Jumbuck ^{db}	AWW					121
Rebel 65 ^{db}						112
Brumby ^{db}	FEED					115
Leverage ^{db}	APH					122
SEA Condamine	FEED	109	116	116		108
Rebel Rat		97		117		108
Borlaug 100 ^{db}	AH			119		105
Sundancer ^{db}	APH				No trial	113
Calibre ^{db}	APH		105	107		106
Catapult ^{db}	AH		100	96		109
Sunblade CL Plus ^{db}	APH	96	107	108		105
Boree ^{db}	APH	114	97	102		106
Intrigue ^{db}	APH			100		106
Sunmaster ^{db}	APH	85	106	110		104
RockStar ^{db}	APH		93	95		107
Sowing date		16 Apr	5 May	3 May		4 May
Rainfall J–M (mm)		316	209	187		375
Rainfall A–O (mm)		143	95	463		144

Special thanks to 2024 trial cooperator, Lindsey Fairweather.
Learn more via the [NVT Long Term Yield Reporter](#)

Table 6: Capella early season wheat.

Year		2020	2021	2022	2023	2024
Mean yield (t/ha)	Class	2.44	2.38	5.60		
Leverage ^{db}	APH			103		
Rebel 65 ^{db}				112		
Intrigue ^{db}	APH			102		
Borlaug 100 ^{db}	AH			104		
Rebel Rat				103		
LRPB Raider ^{db}	APH	107	101	100		
LRPB Flanker ^{db}	APH	105	97	102		
LRPB Stealth ^{db}	APH	106	98	99	No trial	No trial
Coolah ^{db}	APH	106	99	98		
Sunflex ^{db}	APH	109		95		
LRPB Reliant ^{db}	APH	100	91	102		
LRPB Lancer ^{db}	APH	102	95	98		
Coota ^{db}	APH	107	96	93		
EGA Gregory ^{db}	APH	94		99		
DS Faraday ^{db}	APH	91	85	97		
Sowing date		15 Apr	13 Apr	5 May		
Rainfall J–M (mm)		242	151	98		
Rainfall A–O (mm)		63	132	372		

No 2024 trial cooperator.
Learn more via the [NVT Long Term Yield Reporter](#)

Table 7: Duaringa/Emerald early season wheat.

Year		2020	2021	2022	2023	2024
Mean yield (t/ha)	Class	4.58	3.22	6.73	4.85	
Jumbuck ^{db}	AWW				111	
Leverage ^{db}	APH			115	107	
Sundancer ^{db}	APH				107	
Genie ^{db}	FEED				98	
Intrigue ^{db}	APH			97	108	
Borlaug 100 ^{db}	AH			104	100	
RockStar ^{db}	APH		106		97	
Sunflex ^{db}	APH	100		107	99	No trial
Rebel 65 ^{db}				82	106	
Avoca ^{db}					100	
Brumby ^{db}	FEED				96	
Coota ^{db}	APH	93	103	105	99	
LRPB Raider ^{db}	APH	91	109	99	104	
Coolah ^{db}	APH	95	106	99	102	
LRPB Stealth ^{db}	APH	97	106	95	102	
Sowing date		23 Apr	12 Apr	4 May	27 Apr	
Rainfall J–M (mm)		519	187	98	275	
Rainfall A–O (mm)		69	107	370	91	

No 2024 trial cooperator.
Learn more via the [NVT Long Term Yield Reporter](#)

Table 8: Jambin early season wheat.

Year		2020	2021	2022	2023	2024
Mean yield (t/ha)	Class	4.60	4.33	5.96		
Leverage ^{db}	APH			107		
Rebel 65 ^{db}				112		
Intrigue ^{db}	APH			97		
Rebel Rat				109		
Borlaug 100 ^{db}	AH	113		112		
Sunflex ^{db}	APH	105		95		
LRPB Raider ^{db}	APH	102	104	95		
Coolah ^{db}	APH	101	104	94	No trial	No trial
LRPB Stealth ^{db}	APH	101	104	94		
LRPB Flanker ^{db}	APH	100	102	95		
LRPB Lancer ^{db}	APH	98	102	94		
Coota ^{db}	APH	100	105	90		
LRPB Reliant ^{db}	APH	93	102	90		
EGA Gregory ^{db}	APH	88		89		
DS Faraday ^{db}	APH	84	100	86		
Sowing date		27 Apr	27 Apr	28 Apr		
Rainfall J–M (mm)		490	183	264		
Rainfall A–O (mm)		212	270	391		

No 2024 trial cooperator.
Learn more via the [NVT Long Term Yield Reporter](#)

Table 9: Kilcummin early season wheat.

Year		2020	2021	2022	2023	2024
Mean yield (t/ha)	Class	2.00	3.07	4.26		
Intrigue ^{db}	APH			111		
Leverage ^{db}	APH			110		
LRPB Raider ^{db}	APH	116	110	117		
Rebel 65 ^{db}				101		
Coolah ^{db}	APH	116	107	106		
LRPB Reliant ^{db}	APH	116	105	107		
LRPB Stealth ^{db}	APH	117	107	105		
LRPB Flanker ^{db}	APH	117	105	102	No trial	No trial
Coota ^{db}	APH	117	104	98		
Sunflex ^{db}	APH	117		95		
EGA Gregory ^{db}	APH	101		106		
DS Faraday ^{db}	APH	97	98	108		
LRPB Lancer ^{db}	APH	110	101	99		
Borlaug 100 ^{db}	AH			91		
Sunmax ^{db}	APH	48		119		
Sowing date		18 Apr	20 Apr	13 Apr		
Rainfall J–M (mm)		227	224	28		
Rainfall A–O (mm)		47	173	450		

No 2024 trial cooperator.
Learn more via the [NVT Long Term Yield Reporter](#)

Table 10: Rolleston/Springsure early season wheat.

Year		2020	2021	2022	2023	2024
Mean yield (t/ha)	Class	2.31	2.67	6.79		
Rebel Rat				113		
Leverage ^{db}	APH			97		
Intrigue ^{db}	APH			91		
Rebel 65 ^{db}				107		
Borlaug 100 ^{db}	AH			112		
Sunflex ^{db}	APH	106		99		
LRPB Raider ^{db}	APH	129	109	87		
LRPB Flanker ^{db}	APH	109	103	96	No trial	No trial
Coolah ^{db}	APH	117	106	92		
LRPB Stealth ^{db}	APH	115	105	93		
LRPB Hellfire ^{db}	APH			100		
Coota ^{db}	APH	112	104	94		
LRPB Lancer ^{db}	APH	104	101	97		
LRPB Reliant ^{db}	APH	114	104	91		
EGA Gregory ^{db}	APH	108		91		
Sowing date		21 Apr	3 May	16 Apr		
Rainfall J–M (mm)		209	187	316		
Rainfall A–O (mm)		95	463	143		

No 2024 trial cooperator.
Learn more via the [NVT Long Term Yield Reporter](#)

Wheat variety quality – Central Queensland

Grain quality for individual varieties varies from site to site and from year to year. However, long-term and across-site trends highlight varieties that can consistently achieve high protein percentage, high test weight or low grain screenings under a wider range of environments.

The following figures show the grain quality trends as histograms from 2023 and 2024 NVT averaged for trials in the Central Queensland region. Only the varieties evaluated at every site are included. These are plotted in order of performance, up to a maximum of 20.

Protein and yield comparisons

Figure 1: Protein (%) and yield (t/ha) comparisons for main season wheat varieties from one NVT site in Central Queensland in 2023.

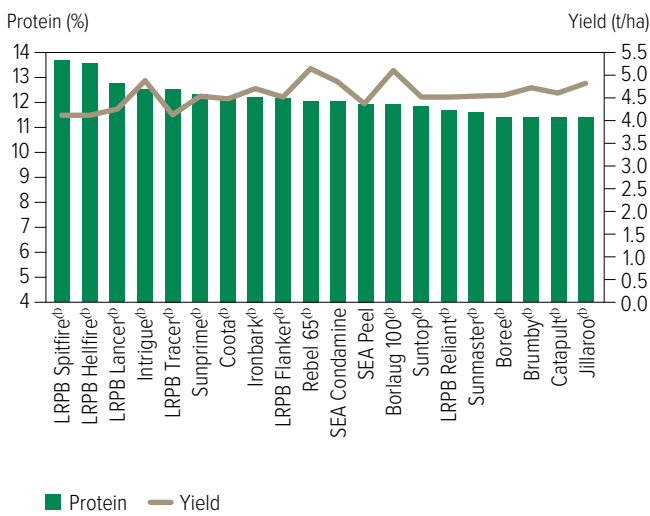


Figure 2: Protein (%) and yield (t/ha) comparisons for main season wheat varieties from three NVT sites in Central Queensland in 2024.

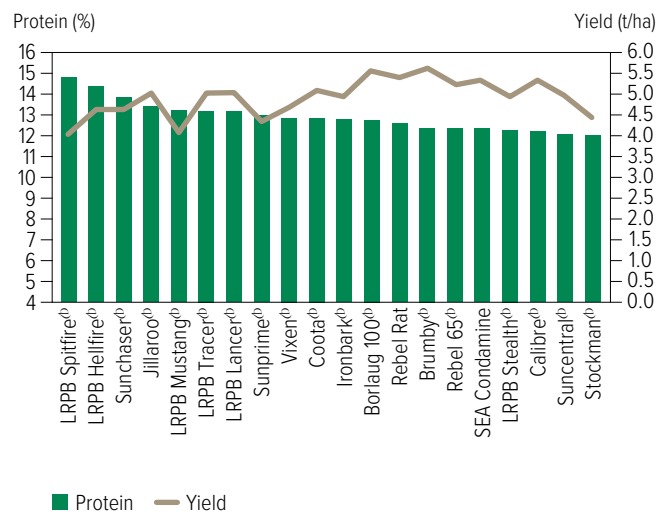


Figure 3: Protein (%) and yield (t/ha) comparisons for early season wheat varieties from one NVT site in Central Queensland in 2023.

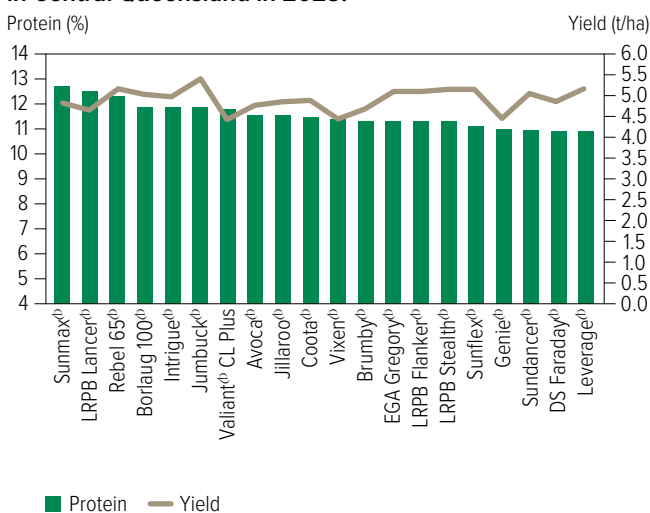



Figure 4: Protein (%) and yield (t/ha) comparisons for early season wheat varieties from NVT sites in Central Queensland in 2024.



WHEAT
BARLEY
CHICKPEA

Test weight comparisons

Figure 5: Test weight (kg/hL) comparisons for main season wheat varieties from one NVT site in Central Queensland in 2023.

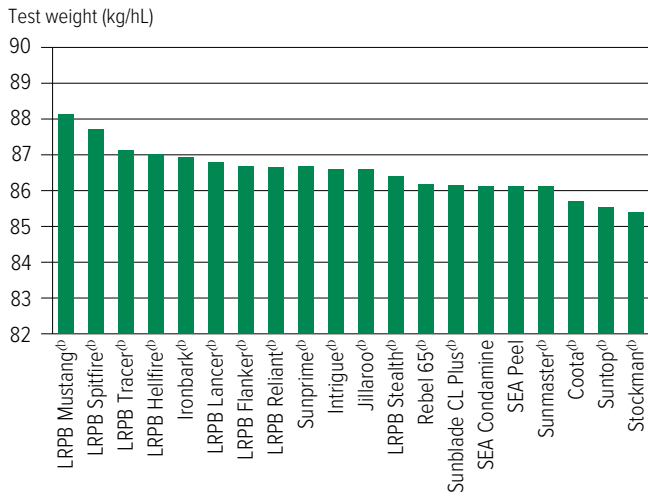


Figure 6: Test weight (kg/hL) comparisons for main season wheat varieties from three NVT sites in Central Queensland in 2024.

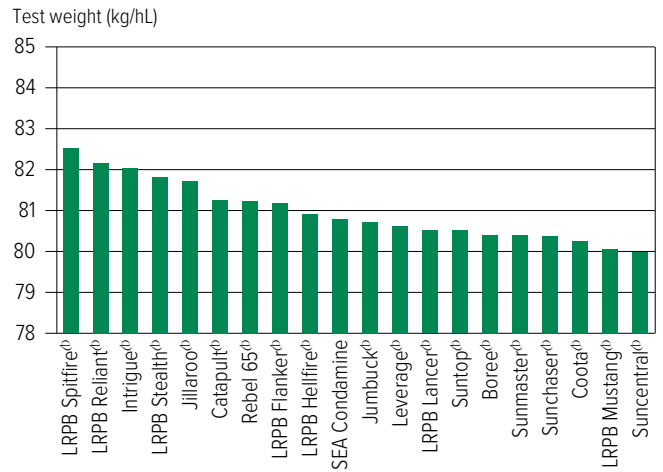


Figure 7: Test weight (kg/hL) comparisons for early season wheat varieties from one NVT site in Central Queensland in 2023.

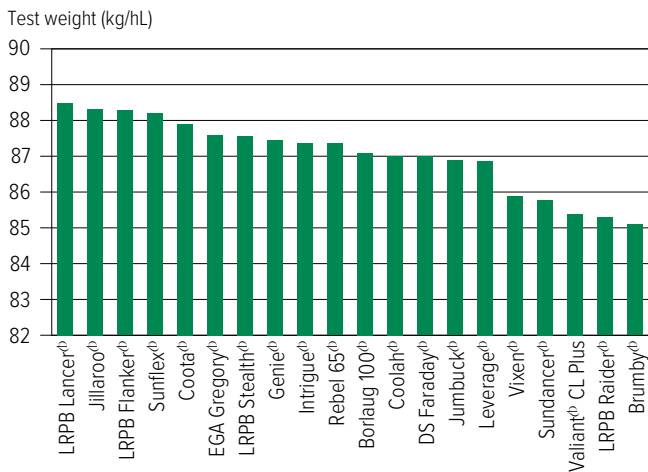


Figure 8: Test weight (kg/hL) comparisons for early season wheat varieties from NVT sites in Central Queensland in 2024.



Screenings comparisons

Figure 9: Screenings (<2.0mm) comparisons for main season wheat varieties from one NVT site in Central Queensland in 2023.

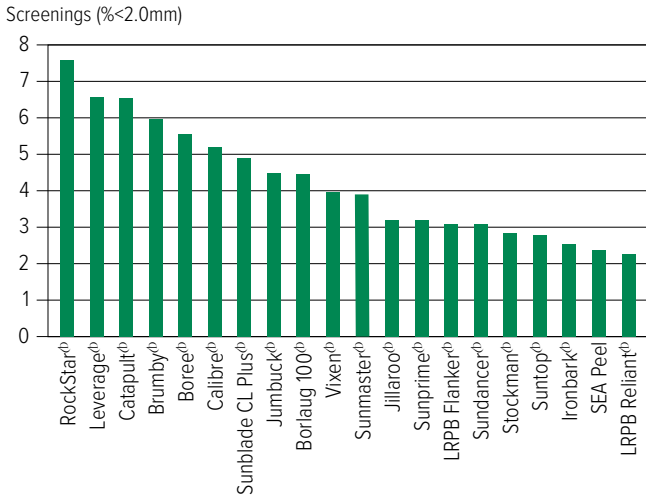


Figure 10: Screenings (<2.0mm) comparisons for main season wheat varieties from three NVT sites in Central Queensland in 2024.

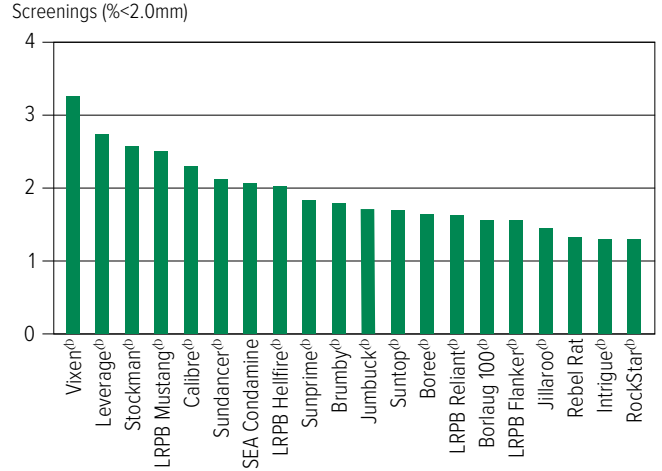


Figure 11: Screenings (<2.0mm) comparisons for early season wheat varieties from one NVT site in Central Queensland in 2023.

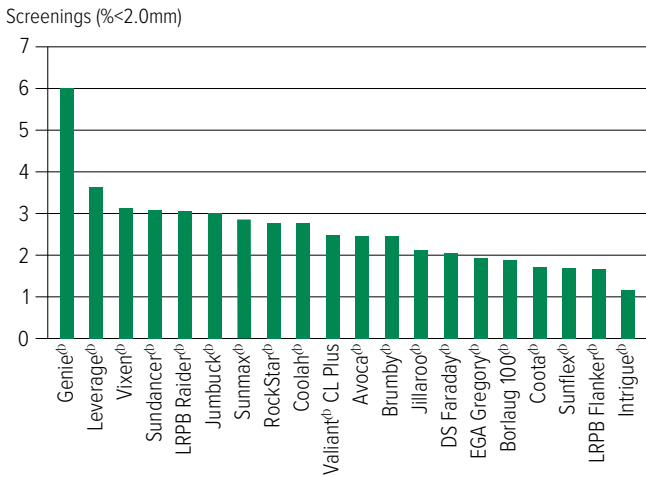



Figure 12: Screenings (<2.0mm) comparisons for early season wheat varieties from NVT sites in Central Queensland in 2024.



WHEAT

BARLEY

CHICKPEA

Wheat variety disease ratings – Queensland

The following tables contain varietal ratings for the predominant diseases of wheat in Queensland. These ratings are updated annually by crop pathologists and were released in March 2025.

Selected varieties of most relevance to Queensland growers are listed in alphabetical order and disease ratings are colour-coded to match resistance and tolerance ratings.

Table 11: Wheat disease guide for Queensland.

Variety	Leaf rust	Stem rust	Stripe rust (east coast resistance)	Black point*	Crown rot	Powdery mildew	RLN resistance (<i>Pratylenchus neglectus</i>)	RLN tolerance (<i>Pratylenchus neglectus</i>)	RLN resistance (<i>Pratylenchus thornei</i>)	RLN tolerance (<i>Pratylenchus thornei</i>)	Yellow leaf spot
Avoca ^{db}	MSS	MRMS	MRMS		MSS (P)	MS	R (P)	I (P)	MSS	MTMI (P)	MSS
Boree ^{db}	S	MR	SVS		S	VS	S	I	MSS	MII	MRMS
Borlaug 100 ^{db}	MR	MR	SVS		MSS		S	T	MS	TMT	MRMS
Brumby ^{db}	SVS	MR	MS		S	MSS	MRMS	TMT	MS	MI	MRMS
Calibre ^{db}	S	MR	S		S	MSS	S	MT	MSS	MII	MRMS
Catapult ^{db}	S	MR	S		MSS	S	S	MII	MS	MT	MRMS
Condo ^{db}	S	MR	MRMS/MS		S	S	S	MT	MS	TMT	MS
Coolah ^{db}	RMR	MR	MSS		MSS	MSS	S	MT	MS	MT	MSS
Coota ^{db}	MR	RMR	S		MSS	S	MR	MI	MS	MTMI	MSS
Denison ^{db}	S	MS	S		MSS	S	S	MII	S	MI	MRMS
EG Titanium ^{db}	MS	MS	MR		MSS	S	MSS	MTMI	MSS	MTMI	MSS
EGA Gregory ^{db}	MR	MR	MS		S	MSS	S	MTMI	MSS	MT	S
Genie ^{db}	S	MRMS	MSS		MS (P)	SVS	MS (P)	IVI (P)	MRMS	IVI (P)	MRMS (P)
Hyperno ^{db}	RMR	RMR	MRMS		SVS	MSS	MS	MTMI	RMR	TMT	MRMS
Intrigue ^{db}	MR	MR	MR		MSS	S	S	MT (P)	MRMS	TMT	MS
Ironbark ^{db}	MRMS	MS	MR		MSS (P)	S	S	IVI (P)	MR (P)	MTMI (P)	MSS
Jillaroo ^{db}	S	MS	S		S	S	S	I	MS (P)	MII	MS
Jumbuck ^{db}	RMR	MRMS	MRMS		MSS (P)	MSS		T (P)	MSS	TMT (P)	MS
Leverage ^{db}	RMR	MR	MRMS		S	SVS	S	TMT (P)	MS	TMT	MRMS
LRPB Avenger ^{db}	SVS	MS	S		S	SVS	MSS	MI	MRMS	MI	MS
LRPB Flanker ^{db}	RMR	MR	MS		MSS	S	S	MT	MSS	MT	MSS
LRPB Hellfire ^{db}	MSS	MR	MRMS		MSS	SVS	MSS	MTMI	MSS	MI	MSS
LRPB Impala ^{db}	SVS	MR	MRMS		MSS	MR	SVS	MTMI	S	MII	MSS
LRPB Lancer ^{db}	RMR	R	RMR		MSS	MR	S	MTMI	MS	TMT	MS
LRPB Mustang ^{db}	MSS	MRMS	MRMS		MSS	MRMS	S	MI	MSS	MTMI	MSS
LRPB Nighthawk ^{db}	MS	RMR	MR		MSS	SVS	MSS	IVI	MS	MI	MS
LRPB Optimus ^{db}	RMR	MR	MRMS		MSS	MSS	MSS	I (P)	MS	MTMI	MSS
LRPB Oryx ^{db}	RMR#	MR	MRMS		MSS	MR	MSS	MII	MSS	IVI	MSS
LRPB Raider ^{db}	RMR	RMR	MR		S	MSS	MSS	MT	MS	TMT	MSS
LRPB Reliant ^{db}	RMR	R	MR		MS	MS	SVS	MTMI	MSS	TMT	S
LRPB Spitfire ^{db}	MS	MR	MRMS		MS	SVS	MSS	MI	MS	MTMI	S
LRPB Stealth ^{db}	RMR	R	RMR		MSS	MRMS	MSS	MTMI	S	MTMI	MS
LRPB Tracer ^{db}	MRMS	MS	MRMS		S (P)	MSS	S	MT (P)	MSS	MT (P)	MSS
Rebel 65 ^{db}	MRMS	MSS (RMR)	MSS		S		S	TMT	MRMS	MT	MSS
Rebel Rat	MRMS	MRMS	MSS		MSS	VS	S	T	MSS	MT	MRMS

Continued on next page

WHEAT
BARLEY
CHICKPEA

Table 11: Wheat disease guide for Queensland (continued).

Variety	Leaf rust	Stem rust	Stripe rust (east coast resistance)	Black point*	Crown rot	Powdery mildew	RLN resistance (<i>Pratylenchus neglectus</i>)	RLN tolerance (<i>Pratylenchus neglectus</i>)	RLN resistance (<i>Pratylenchus thornei</i>)	RLN tolerance (<i>Pratylenchus thornei</i>)	Yellow leaf spot
RGT Healy ^{db}	MR	MRMS	MRMS		S	S	MSS	MT	MR	MT	MSS
RGT Zanzibar	SVS	VS	RMR		S	RMR	S	MI (P)	MS (P)	MI	MS
RockStar ^{db}	S	MRMS	S		S	SVS	MRMS	I	MS	MI	MRMS
Scepter ^{db}	MSS	MRMS	S		MSS	SVS	S	MTMI	MSS	MT	MRMS
SEA Condamine	RMR	MRMS	MSS		MSS	MSS	S	MT	MS	MT	MSS
Severn ^{db}	MR	MRMS	MR		S	RMR	S		MRMS		MRMS
Stockman ^{db}	MR	MS	MRMS (P)		S	SVS	MRMS		S	MI	MSS (P)
Sunblade CL Plus ^{db}	MSS	MS	MRMS		S	S	MSS	MI	MRMS	MT	MSS
Suncentral ^{db}	RMR	MRMS	MS		MSS	SVS	MRMS	MI	MRMS	MT	MSS
Sunchaser ^{db}	R	MR	RMR		MSS	SVS	MSS	MTMI	MSS	MT	MS
Sundancer ^{db}	RMR	MR	MR		MSS	S	MSS	MTMI (P)	MS	MTMI	MS
Sunflex ^{db}	RMR	MR	MRMS		MSS	S	S	MI	MSS	MI	MS
Sunmaster ^{db}	RMR	MS	MRMS		MSS	S	MRMS	MTMI	MS	TMT	MSS
Sunmax ^{db}	MS	MRMS	RMR		MSS	S	S	MT	MS	MI	MS
Sunprime ^{db}	MR	MS	MS		S		S	MTMI	S	MTMI	MSS
Suntop ^{db}	MR	MRMS	MRMS		MSS	S	S	MT	MRMS	TMT	MSS
Valiant ^{db} CL Plus	S	MRMS	S		MSS	VS	S	MII	S (P)	VI	MRMS
Vixen ^{db}	SVS	MRMS	SVS		S	SVS	MRMS	I	MS	I	MRMS
Wallaroo ^{db}	RMR	RMR	RMR		MSS	S	MS		MRMS	MI	MRMS
Willaura ^{db}	MRMS	MR	S		S	SVS	MSS	MII	MRMS	MTMI	MS
DURUM											
Bitalli ^{db}	MR	RMR	MRMS		SVS	S	MSS	MI	RMR	MI	MRMS
Caparoi ^{db}	RMR	MR	MRMS		VS	S	MS	MI	MR	MT	MRMS
DBA Bindaroi ^{db}	RMR	MR	MRMS		SVS	S	MRMS	MI	MR	MTMI	MS
DBA Lillaroi ^{db}	RMR	RMR	MRMS		SVS	S	MRMS	MI	RMR	MT	MRMS
DBA Mataroi ^{db}	MR	MRMS	MRMS		SVS	S	MS	MTMI	RMR	MI	MRMS
DBA Vittaroi ^{db}	RMR	MR	MRMS		SVS	MSS	MS	I	MR	MI	MRMS
DBA-Aurora ^{db}	RMR	RMR	MR		SVS	MSS	MRMS	MI	RMR	MT	MRMS
Jandaroi ^{db}	RMR	MRMS (R)	MRMS		VS	S (P)	MS	MII	MRMS	MTMI	MRMS
Patron ^{db}	RMR	RMR	MRMS		SVS	S	MRMS	T	MR	MT	MRMS
Westcourt ^{db}	RMR	RMR	MR		VS	MSS	MS	MI	MR	MTMI	MRMS

* ratings will be updated when available. Learn more via the [NVT Disease Ratings](#).

R = resistant, MR = moderately resistant, MS = moderately susceptible, S = susceptible, VS = very susceptible,

T = tolerant, MT = moderately tolerant, MI = moderately intolerant, I = intolerant, VI = very intolerant,

(P) = provisional rating, - hyphen indicates a range, / indicates pathotype differences, # warning, may be more susceptible to alternate pathotypes,

^ line contains a few susceptible off types, () show outlier.

WHEAT
BARLEY
CHICKPEA

Wheat variety maturity

The wheat-breeding members of Australian Crop Breeders have developed a consistent approach to the description of wheat variety maturity (relative heading date).

Table 12: An industry guide for wheat variety maturity description.

Maturity description	Abbreviation	Quick wheat boundary	Slow wheat boundary
SPRING WHEAT			
Very quick	VQ		Axe ^{db}
Very quick-quick	VQ-Q	> Axe ^{db}	Vixen ^{db}
Quick	Q	> Vixen ^{db}	Corack ^{db} /LRPB Mustang ^{db}
Quick-mid	Q-M	> Corack ^{db} /LRPB Mustang ^{db}	Mace ^{db} /Suntop ^{db}
Mid	M	> Mace ^{db} /Suntop ^{db}	LRPB Reliant ^{db} /Sheriff CL Plus ^{db} /LRPB Trojan ^{db}
Mid-slow	M-S	> LRPB Reliant ^{db} /Sheriff CL Plus ^{db} /LRPB Trojan ^{db}	Yitpi/EGA Gregory ^{db}
Slow	S	> Yitpi/EGA Gregory ^{db}	Sunzell
Slow-very slow	S-VS	> Sunzell	Sunmax ^{db}
Very slow	VS	> Sunmax ^{db}	
WINTER WHEAT			
Quick	Q		Illabo ^{db}
Mid	M	> Illabo ^{db}	RGT Accroc ^{db}
Slow	S	> RGT Accroc ^{db}	

Source: [Australian Crop Breeders Ltd](#)

Wheat optimum time of sowing – an example for Central Queensland

To achieve flowering in the ideal window and maximise yield, the optimum time of sowing is based on a combination of variety maturity and environment.

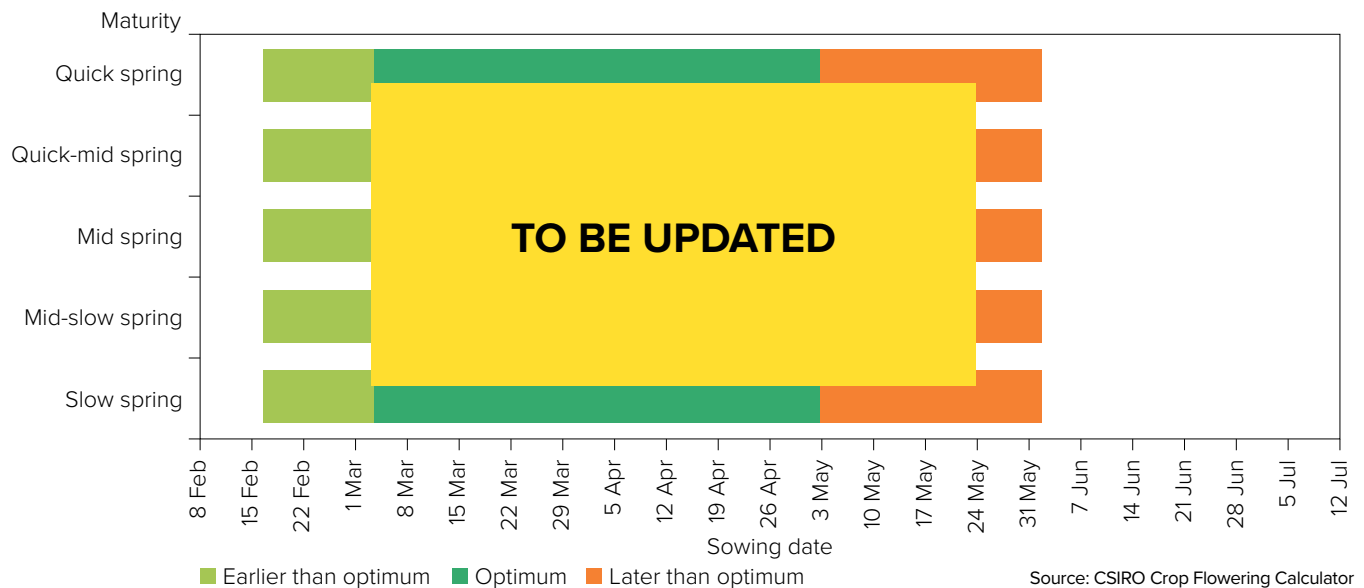
Growers and advisers are encouraged to use the [Crop Flowering Calculator](#) to compare the impact of specific variety selection and sowing date for the ideal flowering window at their own location. The Crop Flowering Calculator is a simple phenology (maturity) model that uses 60 years of local weather data to calculate a range of possible flowering dates for a specific environment for wheat, barley and canola.

The Crop Flowering Calculator helps optimise sowing programs by finding the variety or sowing time that best matches the optimal flowering window for a specific location. Select a location and crop type and then either 'Find a Variety' (to match a fixed sowing date), or find 'When to Sow' (to match a fixed variety).

This time of sowing guide (Figure 13) is automatically generated from the database that underpins the Crop Flowering Calculator. The guide presents the optimal sowing windows for generic varieties for a single location.

The Crop Flowering Calculator integrates the scientific outputs from several GRDC projects and Initiatives (CSP00187, CSP1901-002RTX, UOM1806-001RTX and CSP2206-012RTX) and brings together the diverse aspects of crop phenology (genetics, physiology and agronomy). This tool has been supported by CSIRO in partnership with GRDC through CSP2206-012RTX.

Figure 13: Optimum time of sowing by variety maturity for Emerald as an example for Central Queensland.



Disclaimer: This Crop Flowering Calculator is a work in progress and is still undergoing development. The results provided have not yet been fully validated and should be interpreted with caution and used at your own discretion.

BARLEY

New barley varieties

The following information is for barley varieties released in the 12 months to the date when the MET analysis was published on NVT online. Please go to nvt.grdc.com.au to find trial results for any new varieties released since the publication of this harvest report.

Variety	Breeding company	Grain classification	End point royalty* (\$)	Comments supplied by breeding company ¹
Bigfoot CL [Ⓓ]	Australian Grain Technologies Pty Ltd	FEED	4.35	Bigfoot CL [Ⓓ] is very similar to popular northern variety Yeti [Ⓓ] but tolerant to Clearfield® Intervix® herbicide. It has good grain size and test weight, having a short stature and lower risk of lodging. It is feed quality only. Bigfoot CL [Ⓓ] has a quick-mid spring maturity.
PegasusAX [Ⓓ]	Australian Grain Technologies Pty Ltd	FEED	4.15	PegasusAX [Ⓓ] carries CoAXium herbicide tolerance (Aggressor® AX herbicide) and is a derivative of Rosalind [Ⓓ] , with a similar plant type. It has similar grain size as some other high-yielding feed varieties and is feed quality only. PegasusAX [Ⓓ] has a quick-mid spring maturity.
Spinnaker [Ⓓ]	Secobra Recherches	Under malt evaluation	4.00	Spinnaker [Ⓓ] has (Fathom [Ⓓ] x RGT Planet [Ⓓ]) x European malt breeding line heritage. It is two to three days earlier maturing than RGT Planet [Ⓓ] with a May planting and has slightly shorter plant height than RGT Planet [Ⓓ] .

*EPR amount is ex-GST, [Ⓓ]denotes Plant Breeder's Rights apply. ¹All data in the table was provided by breeders. Readers should raise any issues with the displayed data directly with the breeder. Grain classification downloaded from Grains Australia on 14/3/2025.

WHEAT

BARLEY

CHICKPEA

▶ Refer to the latest *Crop Sowing Guide* for further information at nvt.grdc.com.au/resources/crop-sowing-guides

Barley variety yield performance – Central Queensland

Yield results are presented from the top-performing varieties within each NVT location in the region for the past five seasons. Results are presented (as a percentage) for each variety relative to the mean trial yield for the location within each year. Varieties are listed in descending order of average yield over the period. The Long Term Yield Reporter provides additional information on varieties not listed and can be viewed as a table or chart with error bars. Rainfall is provided for January to March (J–M) and April to October (A–O) and, where relevant, irrigation from April to October.

Table 1: Emerald/Springsure main season barley.

Year	2020	2021	2022	2023	2024
Mean yield (t/ha)	2.86	3.33	4.62	4.81	3.74
Combat ^{db}		121	107	108	112
Neo ^{db} CL*				109	113
RGT Planet ^{db}	107	107	116	106	107
Titan AX ^{db*}			96	113	99
Fandaga ^{db}				106	107
Spinnaker ^{db}			116	101	111
Yeti ^{db}	108	110	101	104	110
Leabrook ^{db}	106	112	101	104	103
Zena ^{db} CL*		101	114	100	105
Bigfoot CL ^{db*}					109
Rosalind ^{db}	98	103	107	95	105
Beast ^{db}	102	113	94	97	100
PegasusAX ^{db*}					100
Minotaur ^{db}		91	95	104	102
Laperouse ^{db}	99	95	98	99	103
Sowing date	16 Apr	22 Apr	4 May	27 Apr	5 May
Rainfall J–M (mm)	316	187	98	275	160
Rainfall A–O (mm)	143	107	370	91	174

Special thanks to 2024 trial cooperators.
* herbicide-tolerant variety. Learn more via the [NVT Long Term Yield Reporter](#)

Table 2: Jambin main season barley.

Year	2020	2021	2022	2023	2024
Mean yield (t/ha)	4.23		3.62		
Combat ^{db}		Compromised trial	110	No trial	No trial
Spinnaker ^{db}			111		
Rosalind ^{db}	105		113		
Yeti ^{db}	108		109		
RGT Planet ^{db}	105		110		
Zena ^{db} CL*			110		
Maximus ^{db} CL*	101		111		
Leabrook ^{db}	103		105		
Beast ^{db}	103		104		
Cyclops ^{db}	105		98		
Laperouse ^{db}	102		101		
Titan AX ^{db*}			98		
Fathom ^{db}	101		95		
Compass ^{db}	95		102		
La Trobe ^{db}	96	100			
Sowing date	27 Apr	27 Apr	28 Apr		
Rainfall J–M (mm)	490	183	264		
Rainfall A–O (mm)	212	270	391		

No 2024 trial cooperators.
* herbicide-tolerant variety. Learn more via the [NVT Long Term Yield Reporter](#)

Table 3: Moura main season barley.

Year	2020	2021	2022	2023	2024
Mean yield (t/ha)					3.94
Maximus ^{db} CL*	No trial	No trial	No trial	No trial	120
Spinnaker ^{db}					118
Bigfoot CL ^{db*}					118
Yeti ^{db}					115
Laperouse ^{db}					113
Neo ^{db} CL*					112
Rosalind ^{db}					108
PegasusAX ^{db*}					108
Zena ^{db} CL*					106
RGT Planet ^{db}					105
Cyclops ^{db}					105
Minotaur ^{db}					103
Combat ^{db}					103
Spartacus CL ^{db*}					102
Fandaga ^{db}					99
Sowing date					
Rainfall J–M (mm)					244
Rainfall A–O (mm)					224

Special thanks to 2024 trial cooperators, David Durkin.
* herbicide-tolerant variety. Learn more via the [NVT Long Term Yield Reporter](#)

WHEAT
BARLEY
CHICKPEA

Barley variety quality – Central Queensland

Grain quality for individual varieties varies from site to site and from year to year. However, long-term and across-site trends highlight varieties that can consistently achieve high protein percentage, high test weight or low grain screenings under a wider range of environments.

The following figures show the grain quality trends as histograms from 2023 and 2024 NVT averaged for trials in the Central Queensland region. Only the varieties evaluated at every site are included. These are plotted in order of performance, up to a maximum of 20.

Protein and yield comparisons

Figure 1: Protein (%) and yield (t/ha) comparisons for main season barley varieties from one NVT site in Central Queensland in 2023.

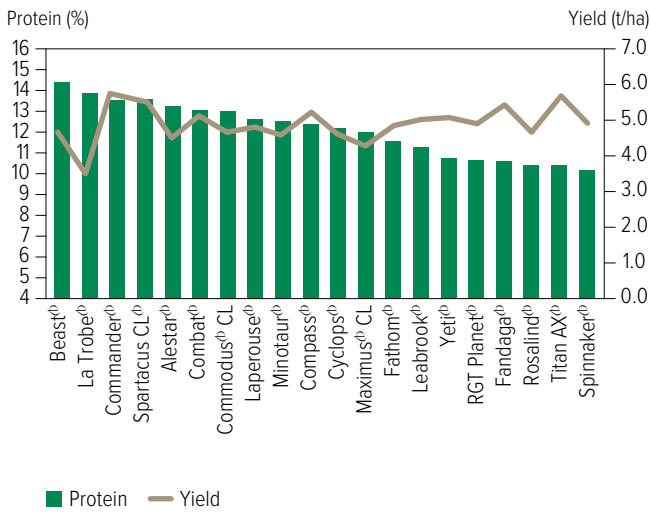
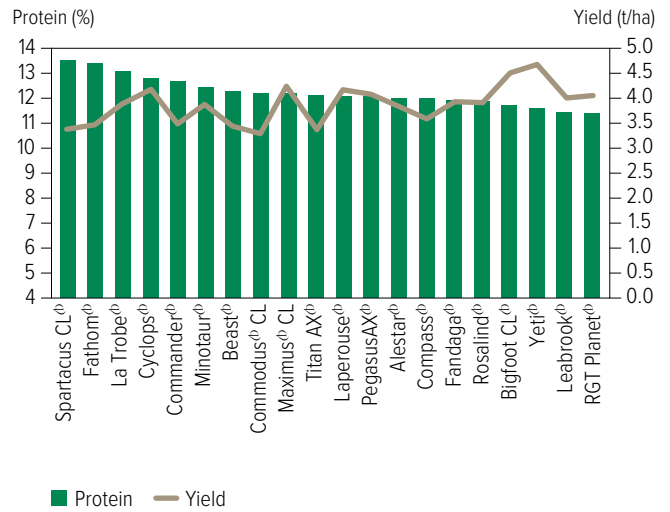


Figure 2: Protein (%) and yield (t/ha) comparisons for main season barley varieties from two NVT sites in Central Queensland in 2024.



Test weight comparisons

Figure 3: Test weight (kg/hL) comparisons for main season barley varieties from one NVT site in Central Queensland in 2023.

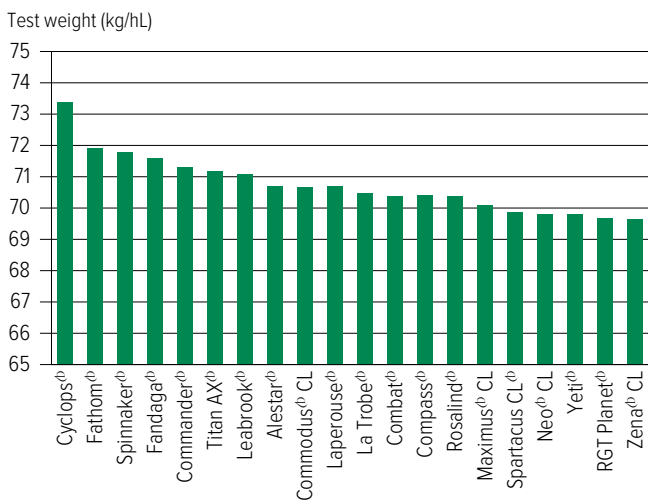
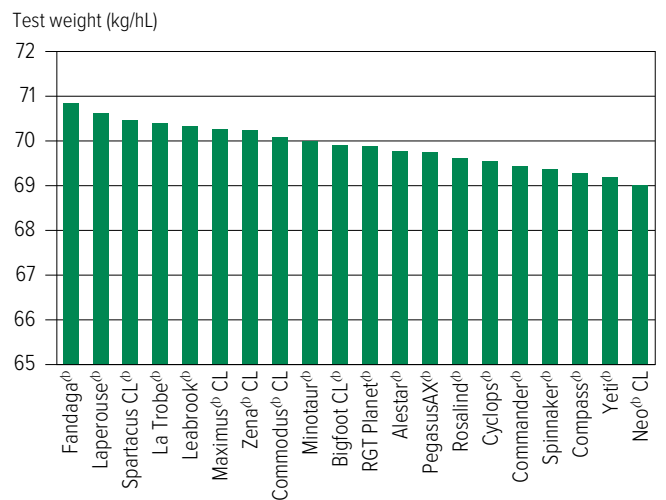


Figure 4: Test weight (kg/hL) comparisons for main season barley varieties from two NVT sites in Central Queensland in 2024.



Screenings comparisons

Figure 5: Screenings (<2.2mm) comparisons for main season barley varieties from one NVT site in Central Queensland in 2023.

Screenings (%<2.2mm)

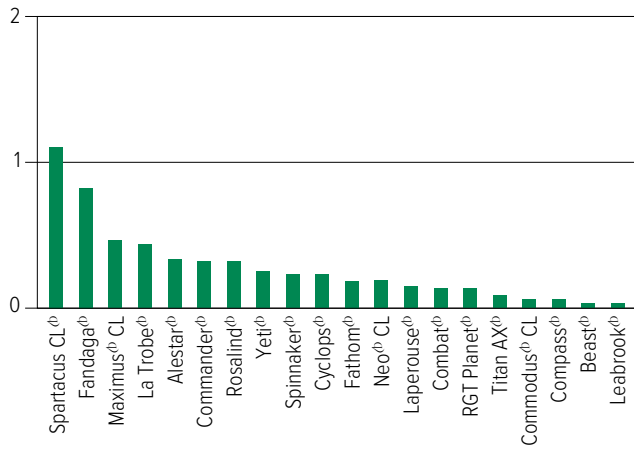
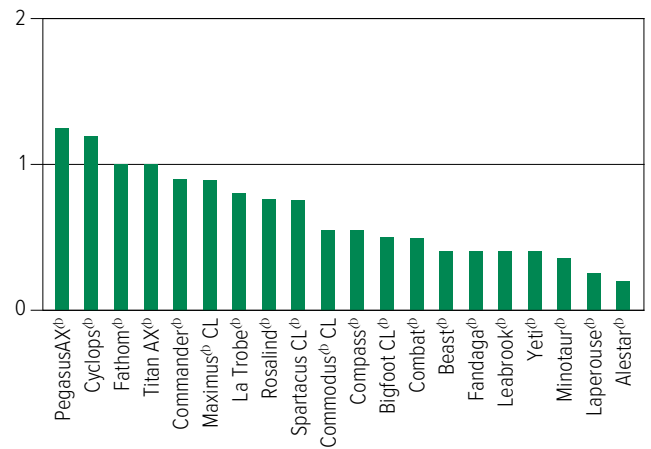


Figure 6: Screenings (<2.2mm) comparisons for main season barley varieties from two NVT sites in Central Queensland in 2024.

Screenings (%<2.2mm)



Retention comparisons

Figure 7: Retention (>2.5mm) comparisons for main season barley varieties from one NVT site in Central Queensland in 2023.

Retention (%>2.5mm)

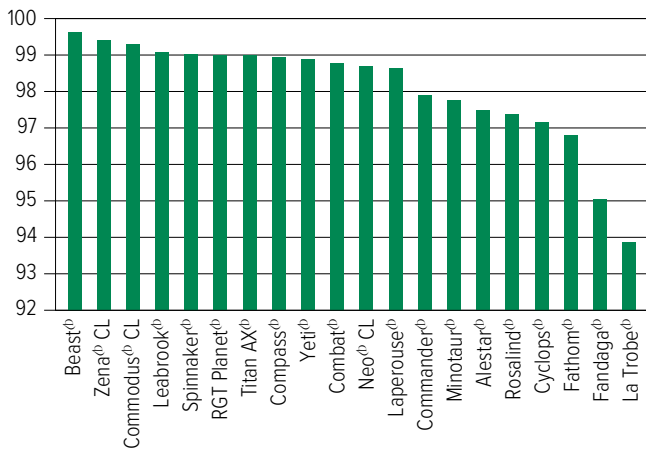
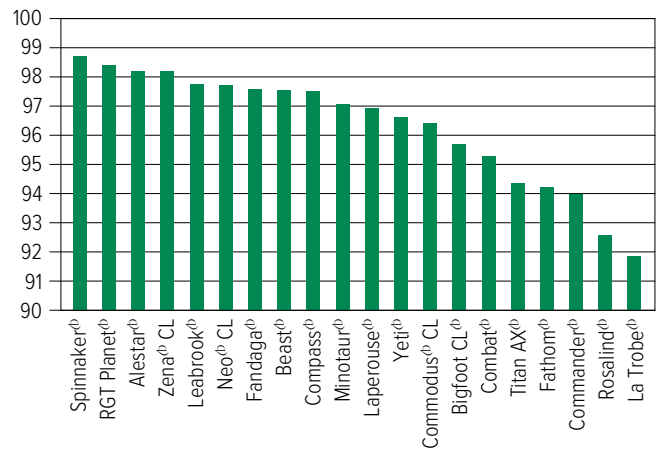


Figure 8: Retention (>2.5mm) comparisons for main season barley varieties from two NVT sites in Central Queensland in 2024.

Retention (%>2.5mm)



WHEAT

BARLEY

CHICKPEA

Barley variety disease ratings – Queensland

The following tables contain varietal ratings for the predominant diseases of barley in Queensland. These ratings are updated annually by crop pathologists and were released in March 2025.

Selected varieties of most relevance to Queensland growers are listed in alphabetical order and disease ratings are colour-coded to match resistance and tolerance ratings.

Table 4: Barley disease guide for Queensland.

Variety	Black point	Crown rot	Leaf rust	Net form net blotch	Spot form net blotch	Powdery mildew	RLN resistance (<i>Pratylenchus neglectus</i>)	RLN tolerance (<i>Pratylenchus neglectus</i>)	RLN resistance (<i>Pratylenchus thornei</i>)	RLN tolerance (<i>Pratylenchus thornei</i>)	Ramularia
Alestar ^{db}	MRMS	S	MS	S	S	MRMS	MR	I	MR	MTMI	SVS
Beast ^{db}	MSS	S	S	MS	MSS	S	MRMS	MI	MRMS	TMT	SVS
Bigfoot CL ^{db}	S (P)	MSS (P)	S	MRMS	MS	S	MR		RMR (P)	TMT	SVS
Bottler ^{db}	MRMS	SVS	MS	MRMS	S	RMR	MS	MT	RMR	MI	SVS
Buff ^{db}	MS	S	SVS	MRMS	S	S	MRMS	MT	MS	MI	SVS
Combat ^{db}	MSS	MSS	MS	MRMS	MR	MSS	MRMS		MS	TMT	SVS
Commander ^{db}	MSS	S	S	MS	S	MSS	MRMS	MTMI	MRMS	MT	SVS
Commodus ^{db} CL	MS	S	S	MS	MSS	MSS	MRMS	TMT	MRMS	MTMI	SVS
Compass ^{db}	MSS	MSS	SVS	MR	MS	S	MRMS	TMT	MR	TMT	SVS
Cyclops ^{db}	MSS	MSS	SVS	MRMS	MSS	SVS	MRMS	MI	MRMS	MI	SVS
Fandaga ^{db}	MRMS	MS	MS	MS	SVS	R	MR		MR	TMT	SVS
Fathom ^{db}	MSS	SVS	MS	MS	MRMS	MRMS	MRMS	T	MR	MT	SVS
Flinders ^{db}	MRMS	MSS	MRMS	MS	MSS	MR	MRMS		MR	MTMI	SVS
Granite ^{db} CL		SVS (P)	MSS (P)	MR (P)	MR (P)	SVS (P)					SVS (P)
Kiwi	MS	MSS	MS	MRMS	MSS	MS	MRMS	MI	RMR	MTMI	SVS
La Trobe ^{db}	MSS	S	S	MS	SVS	S	MRMS	MT	MRMS	MT	SVS
Laperouse ^{db}	MSS	S	SVS	MS	MS	MSS	MRMS	MI	MR	MTMI	SVS
Leabrook ^{db}	MS	S	SVS	MS	MS	S	MRMS	MT	RMR	TMT	SVS
Litmus ^{db}	MS	S	S	MS	S	MSS	MS	MTMI	MRMS	IVI	SVS
Maximus ^{db} CL	MSS	S	MSS	MS	MSS	S	MRMS	MT	MRMS	MI	SVS
Minotaur ^{db}	MRMS	MSS	SVS	MRMS	S	S	MRMS	MI	MRMS	TMT	SVS
Neo ^{db} CL	MRMS (P)	VS (P)	S	MRMS	MRMS	RMR	MR		MRMS	MII	SVS
Newton	MRMS (P)	MSS (P)	MR	MR	MSS	RMR	MRMS		MRMS	T	S
PegasusAX ^{db}	MSS (P)	MSS (P)	MRMS	MR	MSS	S	MR		MRMS	IVI	SVS
RGT Atlantis ^{db}	MRMS (P)	SVS (P)	MS	S	MSS	R	MR		RMR	MII	SVS
RGT Planet ^{db}	MRMS	MSS	MS	S	S	RMR	MRMS	MT	MR	MI	SVS
Rosalind ^{db}	MS	S	MRMS	MR	MSS	S	MRMS	MT	MRMS	TMT	SVS
Scope CL ^{db}	MS	S	S	MRMS	MSS	MRMS	MRMS	MI	MRMS	MI	SVS
Spartacus CL ^{db}	MSS	S	S	MS	S	S	MRMS	MII	MRMS	MI	SVS
Spinnaker ^{db}	MRMS	MSS	MSS	S	SVS	RMR	MR		MS	MT	SVS
Titan AX ^{db}	MSS	MSS	S	MRMS	MS	MSS	MR		MR	TMT	SVS
Urambie	MRMS	MSS	S	MR	S	MS	MRMS	IVI	MR	I	SVS
Westminster ^{db}	MRMS	MSS	MR	MSS	S	RMR	MRMS	IVI	MS	I	SVS
Yeti ^{db}	MSS	S	SVS	MS	MRMS	S	MR	TMT	MR	MT	SVS
Zena ^{db} CL	MRMS (P)	S	MS	SVS	S	RMR	MRMS		MR	TMT	SVS

Learn more via the [NVT Disease Ratings](#).

R = resistant, MR = moderately resistant, MS = moderately susceptible, S = susceptible, VS = very susceptible,

T = tolerant, MT = moderately tolerant, MI = moderately intolerant, I = intolerant, VI = very intolerant,

(P) = provisional rating, - hyphen indicates a range, / indicates pathotype differences, # warning, may be more susceptible to alternate pathotypes,

^ line contains a few susceptible off types, () show outlier.

CHICKPEA

WHEAT

BARLEY

CHICKPEA

Chickpea variety yield performance – Central Queensland

Yield results are presented from the top-performing varieties within each NVT location in the region for the past five seasons. Results are presented (as a percentage) for each variety relative to the mean trial yield for the location within each year. Varieties are listed in descending order of average yield over the period. The Long Term Yield Reporter provides additional information on varieties not listed and can be viewed as a table or chart with error bars. Rainfall is provided for January to March (J–M) and April to October (A–O) and, where relevant, irrigation from April to October.

Table 1: Capella desi chickpea.

Year	2020	2021	2022	2023	2024
Mean yield (t/ha)					2.13
CBA Captain ^{db}					104
PBA Pistol ^{db}					101
Kyabra ^{db}	No trial	No trial	No trial	No trial	100
PBA Drummond ^{db}					98
PBA Seamer ^{db}					97
Sowing date					21 May
Rainfall J–M (mm)					166
Rainfall A–O (mm)					111

Special thanks to 2024 trial cooperator, Valencia Farming.
Learn more via the [NVT Long Term Yield Reporter](#)

Table 2: Emerald/Springsure desi chickpea.

Year	2020	2021	2022	2023	2024
Mean yield (t/ha)	2.44	2.44	3.46	2.78	3.45
PBA Drummond ^{db}	100	98	116	104	93
PBA Pistol ^{db}	99	99	108	101	98
CBA Captain ^{db}	98	99	96		107
PBA Seamer ^{db}	103	104	92	98	99
Kyabra ^{db}	96	90	101		95
PBA HatTrick ^{db}	95	93	88	100	
Sowing date	1 May	11 May	27 May	18 May	20 May
Rainfall J–M (mm)	316	187	98	275	160
Rainfall A–O (mm)	143	107	514	91	174

Special thanks to 2024 trial cooperator.
Learn more via the [NVT Long Term Yield Reporter](#)

Table 3: Kilcummin desi chickpea.

Year	2020	2021	2022	2023	2024
Mean yield (t/ha)	1.89	2.16	3.88		
PBA Drummond ^{db}	101	105	106		
PBA Pistol ^{db}	100	102	104		
CBA Captain ^{db}	97	98	102	No trial	No trial
PBA Seamer ^{db}	103	98	94		
Kyabra ^{db}	97	104	92		
PBA HatTrick ^{db}	94	98	94		
Sowing date	30 Apr	29 Apr	6 May		
Rainfall J–M (mm)	227	224	28		
Rainfall A–O (mm)	47	173	450		

No 2024 trial cooperator.
Learn more via the [NVT Long Term Yield Reporter](#)

Refer to the latest *Crop Sowing Guide* for further information at nvt.grdc.com.au/resources/crop-sowing-guides

Chickpea variety disease ratings – Queensland

The following table contains varietal ratings for the predominant diseases of chickpea in Queensland. These ratings are updated annually by crop pathologists and were released in March 2025.

Selected varieties of most relevance to Queensland growers are listed in alphabetical order and disease ratings are colour-coded to match resistance and tolerance ratings.

Table 4: Chickpea disease guide for Queensland.

Variety	Ascochyta blight (pathogen group 2 – north)	2022-23 Phytophthora root rot	RLN resistance (<i>Pratylenchus neglectus</i>)*	RLN tolerance (<i>Pratylenchus neglectus</i>)	RLN resistance (<i>Pratylenchus thornei</i>)*	RLN tolerance (<i>Pratylenchus thornei</i>)
DESI						
CBA Captain ^{db}	MS (P)	S		MT		MT
Genesis® 836	S			MII		MT
Kyabra ^{db}	VS	VS		MT		MT
Neelam ^{db}	S			MI		MTMI
PBA Boundary ^{db}	S	VS		MTMI		MT
PBA Drummond ^{db}	VS	VS		TMT		TMT
PBA HatTrick ^{db}	S	S		MT		MTMI
PBA Maiden	S			MI		MII
PBA Pistol ^{db}	VS			T		MII
PBA Seamer ^{db}	MS	S		MTMI		MTMI
PBA Slasher ^{db}	S			MI		MT
PBA Striker ^{db}	S			MI		TMT
KABULI						
Almaz ^{db}	MS			MI		I
Genesis® 090	MS			IVI		MII
Genesis® Kalkee	S			VI		MI
PBA Magnus ^{db}	MS			MI		IVI
PBA Monarch ^{db}	MS (P)			IVI		I
PBA Royal ^{db}	MS			MII		MI

* ratings will be updated when available.

Learn more via the [NVT Disease Ratings](#).

R = resistant, MR = moderately resistant, MS = moderately susceptible, S = susceptible, VS = very susceptible, T = tolerant, MT = moderately tolerant, MI = moderately intolerant, I = intolerant, VI = very intolerant, (P) = provisional rating, - hyphen indicates a range, / indicates pathotype differences, # warning, may be more susceptible to alternate pathotypes, ^ line contains a few susceptible off types, () show outlier.

WHEAT
BARLEY
CHICKPEA

NVT tools


**Trial
results**




**Long term
yield reporter**



**NVT disease
ratings**



**Harvest Reports &
Crop Sowing Guide**



nvt.grdc.com.au



Subscribe to NVT notifications that are sent the moment results for your local NVT trials are available.



Subscribe to receive the latest NVT publications (Harvest Reports and Crop Sowing Guides), and other NVT communications.

