

**Northern
Victoria**

March 2025



CELEBRATING
20
YEARS

NVT HARVEST REPORT

INTERIM VERSION





Title:

NVT Harvest Report Interim Version – Northern Victoria

Published: March 2025

Authors:

Katherine Hollaway, Astute Ag and
Dr Sue Knights, SE Knights Consulting

Acknowledgements:

We would like to thank all those who provided information and assistance with the development of this Harvest Report.

© Grains Research and Development Corporation 2025

This book is copyright. Except as permitted under the *Copyright Act 1968* (Commonwealth) and subsequent amendments, no part of this publication may be reproduced, stored or transmitted in any form or by any means, electronic or otherwise, without the specific written permission of the copyright owner.

GRDC contact details:

PO Box 5367
KINGSTON ACT 2604
Phone: 02 6166 4500
Email: comms@grdc.com.au

Design and production:

Coretext, coretext.com.au


COVER: Kalyx Australia harvesting at the GRDC National Variety Trials (NVT) site on John and Brendan Pattison's farm near Marrar, New South Wales.

PHOTO: Nicole Baxter

DISCLAIMER: Any recommendations, suggestions or opinions contained in this publication do not necessarily represent the policy or views of the Grains Research and Development Corporation. No person should act on the basis of the content of this publication without first obtaining specific, independent professional advice.

The Grains Research and Development Corporation will not be liable for any loss, damage, cost or expense incurred or arising by reason of any person using or relying on the information in this publication.

CONTENTS



Download this guide at:
nvt.grdc.com.au/harvest-reports

INTRODUCTION	4
WHEAT	6
BARLEY	18
OAT	23
CANOLA	26
FABA BEAN	33
USEFUL NVT TOOLS	35

LEGEND: MEAN VARIETY YIELD PERFORMANCE

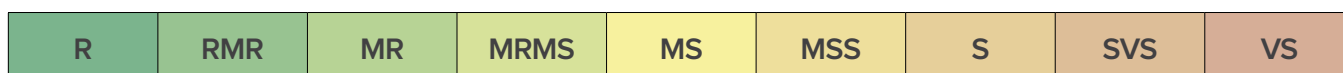


HIGH

LOW

Long-term mean yield illustrated by colour gradient from high (green) to low (red)

LEGEND: DISEASE RATING COLOUR RANGE



Disease severity scale from resistant (R) to very susceptible (VS)

The disease ratings in the report are current at the time of publication.

Regularly visit nvt.grdc.com.au/nvt-disease-ratings to find the latest NVT disease ratings.

Refer to the latest *Crop Sowing Guide* for further information at
nvt.grdc.com.au/resources/crop-sowing-guides

INTRODUCTION

The NVT Harvest Report – Northern Victoria provides information to support growers and advisers with decisions on variety selection for **Northern Victoria**. The information has been generated from the Grains Research and Development Corporation's (GRDC) National Variety Trials (NVT) database. This publication provides a summary of the 2024 and long-term yield performance of varieties of crop species suitable for production in **Northern Victoria** together with their quality and disease responses.

The NVT program provides growers and advisers with comparative results on yield performance, quality and disease resistance ratings of commercially available grain varieties that is independent, consistent, timely and robust.

Conducted to a set of predetermined protocols, trials are sown and managed to reflect local best practice such as sowing time, fertiliser application, weed management, pest/disease control and fungicide application. The NVT is not designed to grow varieties to their maximum yield potential.

GRDC recognises that sustaining a project of this nature hinges on the collaboration of growers who willingly provide sites and often lend a hand in trial management on their properties. Equally significant is the partnership with seed companies who supply seed of commercial varieties and experimental lines to the program.

Interpreting long-term yield results

A factor analytic (FA) mixed model approach is used in the multi-environment trial (MET) analysis conducted by GRDC, supported by the Analytics for the Australian Grains Industry (AAGI).

This approach generates long-term MET values for varieties at an individual trial level.

This format provides more detailed results to better understand a variety's performance over several years at the individual trial/environment level, rather than just a single averaged value.

In the *NVT Harvest Report – Northern Victoria*, results are presented in year groupings for yield for the past five years and quality for the past two years. Further detailed interrogation of the NVT Online results using the Long Term Yield Reporter will provide more specific performance results on all varieties of each crop species in each NVT location throughout **Northern Victoria**.

The results presented in this Harvest Report are based on the default filters in the Long Term Yield Reporter. In some cases, trial results are excluded because they do not meet the default standards for statistical validity. These are listed in the tables as 'Trial results below standard'. Trials below standard can be viewed by reducing the default VAF settings within the [Long Term Yield Reporter](#).

Trials listed as compromised are not suitable for making variety decisions. Results can be found in the [Quarantined trial reports](#).

▶ Refer to the latest *Crop Sowing Guide* for further information at nvt.grdc.com.au/resources/crop-sowing-guides

NVT 20th anniversary

In 2025, the National Variety Trials (NVT) proudly celebrates 20 years of empowering Australian grain growers and their advisers with trusted, independent results to support varietal decision-making.

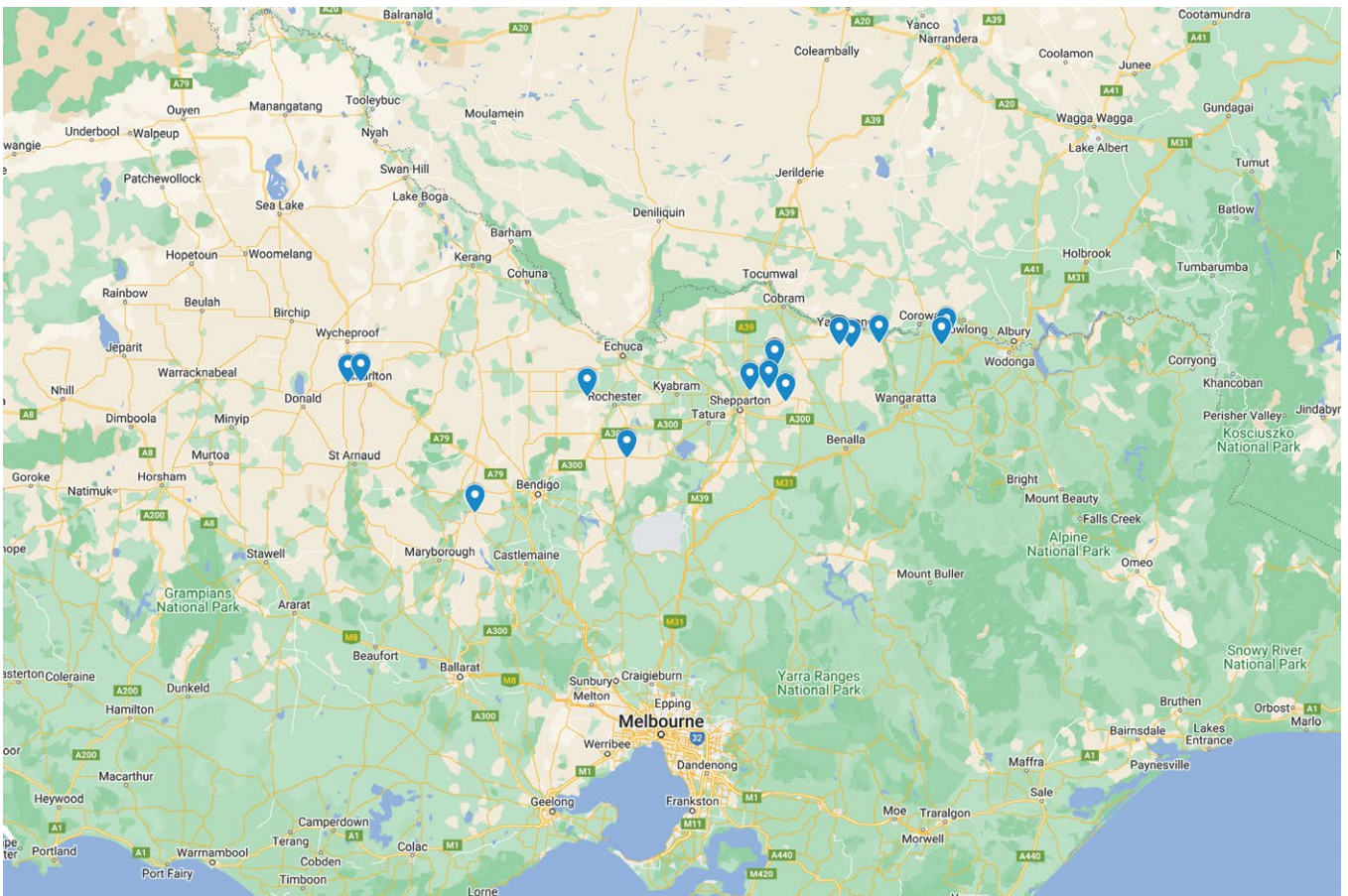
Established in 2005 by the Grains Research and Development Corporation (GRDC), the NVT program has evolved into the largest coordinated variety trial network in the world. Each year, more than 640 trials are conducted across over 300 locations nationwide, encompassing 10 different crop species. Over the past two decades, NVT has been a transformative force, providing growers with credible insights into newly released varieties that drives the rapid adoption of superior genetics.

The success of NVT is a testament to the collaborative efforts of many. GRDC extends heartfelt thanks to the growers, GRDC staff and panellists, service providers, trial hosts, breeding companies and members of the National Advisory Committee who have been instrumental in this journey. Your dedication has delivered exceptional outcomes, advancing the productivity and profitability of Australian grain growers and strengthening the grains industry as a whole.

As we mark this significant milestone, GRDC celebrates the achievements of NVT and looks forward to continuing to deliver game-changing innovations for Australia’s grains sector in the years to come.

NVT SITE LOCATIONS – Northern Victoria

Figure 1: Locality of NVT trial sites in Northern Victoria from 2020 to 2024.



SOURCE: National Variety Trials

See all NVT trial locations and view trial results at nvt.grdc.com.au/trial-results.

WHEAT

New wheat varieties

The following information is for wheat varieties released in the 12 months to the date when the MET analysis was published on NVT online. Please go to nvt.grdc.com.au to find trial results for any new varieties released since the publication of this harvest report.

Variety	Breeding company	Grain classification – southern zone	End point royalty* (\$)	Comments supplied by breeding company ¹
Avoca [®]	Australian Grain Technologies Pty Ltd	TBC	3.90	Avoca [®] is ideally suited to high-rainfall zones. It has a relatively compact plant canopy and good physical grain quality characteristics. Maturity description: slow-very slow spring
Boa [®]	LongReach Plant Breeders Pty Ltd	TBC	4.00	Boa [®] is an AH wheat combining the best attributes of the Scepter [®] x LRPB Cobra [®] parentage to deliver a shorter canopy wheat with an erect growth habit to suit high production and irrigation. Boa [®] has both acid and boron tolerance traits. Maturity description: quick-mid spring
Brighton [®]	Australian Grain Technologies Pty Ltd	TBC	4.10	Brighton [®] is a dual-purpose winter wheat suitable for grazing and grain production. It is a higher-yielding alternative to Illabo [®] and slightly quicker than Illabo [®] . It has improved test weight compared with Illabo [®] . Maturity description: quick winter
Ironbark [®]	Australian Grain Technologies Pty Ltd	TBC	3.90	Ironbark [®] is derived from Beckom [®] and is an excellent replacement for Beckom [®] . It is similar in plant height and canopy to Beckom [®] and is very widely adapted, suited to most of southern NSW. It has improved yield and grain size compared with Beckom [®] . It carries the major aluminium tolerance gene, which contributes to acid soil tolerance. Maturity description: mid spring
Lancelin [®]	Australian Grain Technologies Pty Ltd	TBC	3.70	Lancelin [®] has Australian Soft (ASFT) quality classification. It has high and stable yields in WA, similar to Scepter [®] . It is similar to Scepter [®] with an excellent physical grain quality package, high test weights and low screenings. Maturity description: mid spring
LRPB Major [®]	LongReach Plant Breeders Pty Ltd	AH	4.00	LRPB Major [®] is suitable for early to mid-May seeding opportunities throughout southern NSW. It has strong yield performance in both acidic and sodic soil yield trials. Marketed by Pacific Seeds. Maturity description: mid-slow spring
LRPB Optimus [®]	LongReach Plant Breeders Pty Ltd	TBC	4.25	LRPB Optimus [®] has a similar plant type, yield build and grain receivals package to its LRPB Lancer [®] parent. Consistent high trial performance across a range of sowing times in NSW and Queensland, showing optimal yield performance when sown in the first half of May. It has strong acid and sodic soil tolerance. Maturity description: mid spring
Mammoth [®]	InterGrain Pty Ltd	APW	3.50	Mammoth [®] 's unique phenology makes it an excellent option for an early break scenario, from late March to mid-April. Unlike winter wheats that have similar maturity, Mammoth [®] does not have the same vernalisation requirement, allowing it to continue to develop using day length rather than needing low temperature to trigger flowering like winter varieties typically need. This attribute is advantageous in both high and low-rainfall regions as it allows Mammoth [®] to respond to seasonal conditions and minimise frost risk. Mammoth [®] is well suited to WA and SA and some areas in Victoria. Maturity description: very slow spring

Continued on next page

Refer to the latest *Crop Sowing Guide* for further information at nvt.grdc.com.au/resources/crop-sowing-guides

WHEAT

Variety	Breeding company	Grain classification – southern zone	End point royalty* (\$)	Comments supplied by breeding company ¹
Packer [Ⓓ]	LongReach Plant Breeders Pty Ltd	TBC	4.00	Packer [Ⓓ] demonstrates high and stable yields in early season trials in southern NSW. Maturity description: mid-slow spring
RGT Ponsford [Ⓓ]	RAGT	TBC	4.00	Variety description not supplied.
Shotgun [Ⓓ]	Australian Grain Technologies Pty Ltd	AH	3.90	Shotgun [Ⓓ] is a Scepter [Ⓓ] replacement with a significant yield advantage. It is agronomically very similar to Scepter [Ⓓ] . Maturity description: mid spring
Triple 2 [Ⓓ]	Australian Grain and Forage Seeds Pty Ltd	TBC	4.00	Triple 2 [Ⓓ] is an awned, high yield potential, red-grained winter feed wheat. Triple 2 [Ⓓ] has a wide sowing window and will complement existing longer-season winter wheats in sowing programs. It suits medium and high-rainfall zones. Maturity description: mid winter
Wallaroo [Ⓓ]	Trigall Australia	TBC	4.00	Variety description not supplied.

*EPR amount is ex-GST, [Ⓓ]denotes Plant Breeder's Rights apply. ¹All data in the table was provided by breeders. Readers should raise any issues with the displayed data directly with the breeder. Consult the Grains Australia [Wheat Variety Master List](#) for final classification in your region.

WHEAT

BARLEY

OAT

CANOLA

FABA BEAN

Wheat variety yield performance – Northern Victoria

Yield results are presented from the top-performing varieties within each NVT location in the region for the past five seasons. Results are presented (as a percentage) for each variety relative to the mean trial yield for the location within each year. Varieties are listed in descending order of average yield over the period. The Long Term Yield Reporter provides additional information on varieties not listed and can be viewed as a table or chart with error bars. Rainfall is provided for January to March (J–M) and April to October (A–O) and, where relevant, irrigation from April to October.

Table 1: Charlton main season wheat.

Year		2020	2021	2022	2023	2024
Mean yield (t/ha)	Class	3.85	4.29	6.16	6.98	
Boa ^{db}					112	
Shotgun ^{db}					116	
Ironbark ^{db}					109	
Sunmaster ^{db}	APH	100	102	114	110	
Tomahawk CL Plus ^{db}	APW			93	118	
LRPB Matador ^{db}	AH			97	115	
Sunblade CL Plus ^{db}	AH	103	104	109	110	
Ballista ^{db}	AH	111	110	104	106	
Brumby ^{db}	APW		107	98	112	
RGT Zanzibar	FEED	93	100	132	95	
RockStar ^{db}	AH	109	109	99	109	
Calibre ^{db}	AH	113	107	94	111	
RGT Ponsford ^{db}			107	100	109	
Beckom ^{db}	AH	105	103	105	107	
Kingston ^{db}	AH	106	106	100	108	
Sowing date		19 May	19 May	18 May	12 May	30 May
Rainfall J–M (mm)		101	117	59	49	91
Rainfall A–O (mm)		293	263	464	208	142

Special thanks to 2024 trial cooperator.
Learn more via the [NVT Long Term Yield Reporter](#)

Table 3: Dookie main season wheat.

Year		2020	2021	2022	2023	2024
Mean yield (t/ha)	Class	5.92	7.17	7.42	7.29	4.58
RGT Zanzibar	FEED	108	113	126	103	93
Leverage ^{db}	AH					99
Boa ^{db}					105	109
RGT Ponsford ^{db}			111	108	106	105
Sunmaster ^{db}	APH	108	110	111	103	106
RockStar ^{db}	AH	112	115	100	106	103
Shotgun ^{db}					106	114
Tomahawk CL Plus ^{db}	APW			101	106	116
Ironbark ^{db}					104	109
Sunblade CL Plus ^{db}	AH	110	112	101	102	104
Sundancer ^{db}	FEED					97
LRPB Scotch ^{db}	FEED		112	115	99	83
Beckom ^{db}	AH	105	106	102	104	108
Brumby ^{db}	APW		102	101	104	112
LRPB Major ^{db}	AH			95	103	102
Sowing date		15 May	18 May	25 May	16 May	17 May
Rainfall J–M (mm)		123	111	203	91	113
Rainfall A–O (mm)		408	366	533	388	193

Special thanks to 2024 trial cooperator, Alan Shields.
Learn more via the [NVT Long Term Yield Reporter](#)

Table 2: Diggora main season wheat.

Year		2020	2021	2022	2023	2024
Mean yield (t/ha)	Class	4.81	5.70	6.53	6.22	4.21
Boa ^{db}					108	109
Shotgun ^{db}					107	115
Ballista ^{db}	AH	110	111	107	105	110
Ironbark ^{db}					107	107
RGT Zanzibar	FEED	92	104	128	109	91
RockStar ^{db}	AH	110	112	100	104	110
LRPB Scout ^{db}	AH	105	110	105	105	107
LRPB Matador ^{db}	AH			97	104	113
Sunblade CL Plus ^{db}	AH	104	107	107	105	105
Calibre ^{db}	AH	111	104	97	106	114
Brumby ^{db}	APW		105	101	104	110
Reilly ^{db}	AH	104	107	105	104	106
Sunmaster ^{db}	APH	101	103	112	106	100
Tomahawk CL Plus ^{db}	APW			96	103	112
Beckom ^{db}	AH	104	103	105	106	106
Sowing date		19 May	21 May	24 May	24 May	10 May
Rainfall J–M (mm)		138	127	84	73	122
Rainfall A–O (mm)		320	390	551	312	267

Special thanks to 2024 trial cooperator, Anthony Lees.
Learn more via the [NVT Long Term Yield Reporter](#)

Table 4: Numurkah main season wheat.

Year		2020	2021	2022	2023	2024
Mean yield (t/ha)	Class	6.53	7.45		7.34	7.46
Boa ^{db}					108	107
Shotgun ^{db}					111	104
Leverage ^{db}	AH					111
RockStar ^{db}	AH	108	112		107	105
Tomahawk CL Plus ^{db}	APW				111	101
RGT Ponsford ^{db}			113		107	104
Sunmaster ^{db}	APH	107	112		105	106
RGT Zanzibar	FEED	107	110		99	111
Sunblade CL Plus ^{db}	AH	107	110		104	105
Ironbark ^{db}					107	104
LRPB Matador ^{db}	AH				107	102
Brumby ^{db}	APW		106		108	101
Ballista ^{db}	AH	107	106		108	99
LRPB Scotch ^{db}	FEED		111		97	104
Beckom ^{db}	AH	104	104		104	105
Sowing date		18 May	19 May	25 May	15 May	18 May
Rainfall J–M (mm)		158	151	133	43	57
Rainfall A–O (mm)		305	261	498	286	231
Irrigation A–O (mm)			70			

Special thanks to 2024 trial cooperator, Craig Reynolds.
Learn more via the [NVT Long Term Yield Reporter](#)

WHEAT
BARLEY
OAT
CANOLA
FABA BEAN

Table 5: Yarrowonga main season wheat.

Year		2020	2021	2022	2023	2024
Mean yield (t/ha)	Class	4.88	6.06	5.46	5.87	4.94
RGT Zanzibar	FEED	103	125	126	101	100
Sunmaster ^{db}	APH	108	116	115	104	105
Boa ^{db}					109	107
Leverage ^{db}	AH					102
Ironbark ^{db}					107	107
Shotgun ^{db}					112	109
Beckom ^{db}	AH	107	107	109	107	106
Sunblade CL Plus ^{db}	AH	105	114	106	104	104
Tomahawk CL Plus ^{db}	APW			98	110	107
LRPB Major ^{db}	AH			103	104	104
Calibre ^{db}	AH	108	96	103	110	109
RGT Ponsford ^{db}			111	96	108	101
Cutlass ^{db}	APW	104	108	104	104	102
Brumby ^{db}	APW		100	104	107	106
LRPB Matador ^{db}	AH			97	107	106
Sowing date		23 May	26 May	3 Jun	11 May	28 May
Rainfall J–M (mm)		299	286	272	66	96
Rainfall A–O (mm)		462	252	627	315	221

Special thanks to 2024 trial cooperator, Incbold Farming.
Learn more via the [NVT Long Term Yield Reporter](#)

Table 6: Numurkah early season wheat.

Year		2020	2021	2022	2023	2024
Mean yield (t/ha)	Class	7.43	7.32		7.64	7.85
Triple 2 ^{db}				Compromised trial	115	117
BigRed ^{db}	FEED		112		102	115
LRPB Beaufort ^{db}	FEED	115	111		108	110
Wallaroo ^{db}					104	109
RGT Accroc ^{db}	FEED	119	109		100	114
RGT Zanzibar	FEED	115	112		108	107
Stockade ^{db}	APW		110		101	110
Avoca ^{db}					103	108
Willaura ^{db}	AH		108		103	111
RGT Cesario ^{db}	FEED	117	107		97	112
Brighton ^{db}					100	106
Leverage ^{db}	AH				111	103
RockStar ^{db}	AH	101	105		111	103
Sundancer ^{db}	FEED				107	103
Genie ^{db}	AH				107	103
Sowing date		24 Apr	5 May		2 May	1 May
Rainfall J–M (mm)		158	151	133	43	57
Rainfall A–O (mm)		305	261	498	286	231

Special thanks to 2024 trial cooperator, Craig Reynolds.
Learn more via the [NVT Long Term Yield Reporter](#)

Table 7: Rutherglen early season wheat.

Year		2020	2021	2022	2023	2024
Mean yield (t/ha)	Class	6.54	6.59	4.87	6.74	
Triple 2 ^{db}					114	
RGT Zanzibar	FEED	112	109	127	109	
BigRed ^{db}	FEED		116	131	97	
Wallaroo ^{db}					106	
LRPB Beaufort ^{db}	FEED	111	112	115	107	
Avoca ^{db}					106	
Stockade ^{db}	APW		114	116	101	
RGT Accroc ^{db}	FEED	109	115	122	95	
RGT Cesario ^{db}	FEED	107	112	125	92	
Brighton ^{db}				105	103	
Leverage ^{db}	AH				111	
LRPB Scotch ^{db}	FEED			114	103	
Sundancer ^{db}	FEED				107	
Genie ^{db}	AH				108	
Willaura ^{db}	AH		116	90	103	
Sowing date		23 Apr	2 May	22 Apr	25 Apr	17 Apr
Rainfall J–M (mm)		151	189	186	209	136
Rainfall A–O (mm)		403	304	555	415	267

Special thanks to 2024 trial cooperator, Neil Fisher.
Learn more via the [NVT Long Term Yield Reporter](#)

Wheat variety quality – Northern Victoria

Grain quality for individual varieties varies from site to site and from year to year. However, long-term and across-site trends highlight varieties that can consistently achieve high protein percentage, high test weight or low grain screenings under a wider range of environments.

The following figures show the grain quality trends as histograms from 2023 and 2024 NVT averaged for trials in the Northern Victoria region. Only the varieties evaluated at every site are included. These are plotted in order of performance, up to a maximum of 20.

Protein and yield comparisons

Figure 1: Protein (%) and yield (t/ha) comparisons for main season wheat varieties from five NVT sites in Northern Victoria in 2023.

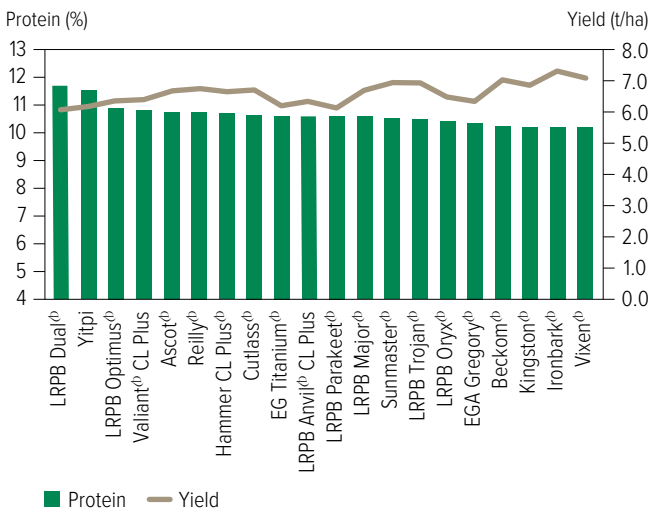


Figure 2: Protein (%) and yield (t/ha) comparisons for main season wheat varieties from four NVT sites in Northern Victoria in 2024.

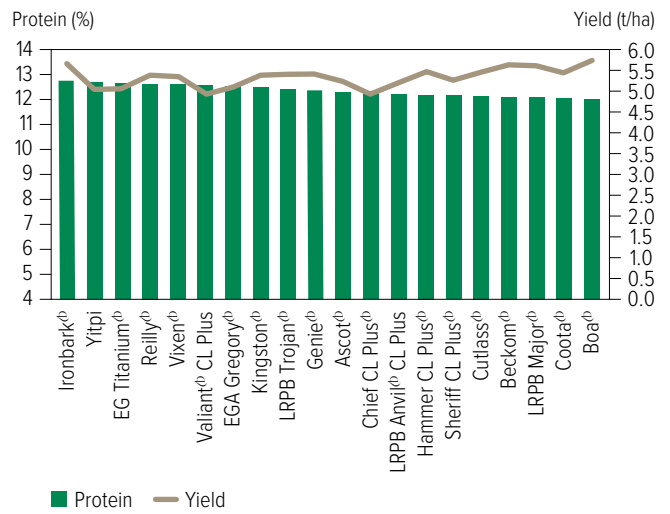


Figure 3: Protein (%) and yield (t/ha) comparisons for early season wheat varieties from two NVT sites in Northern Victoria in 2023.

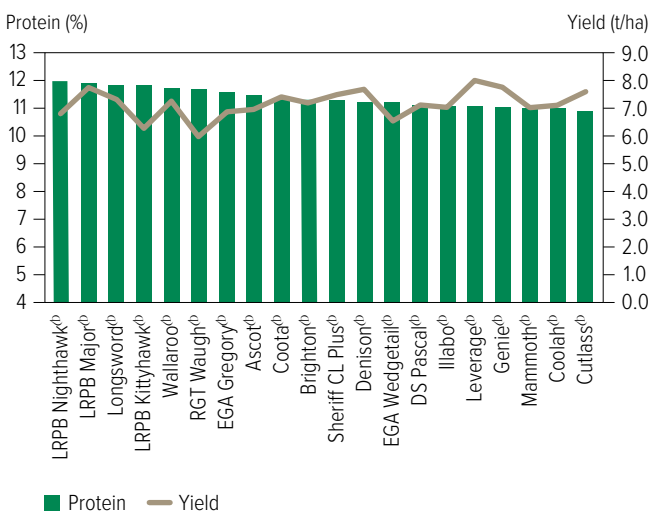
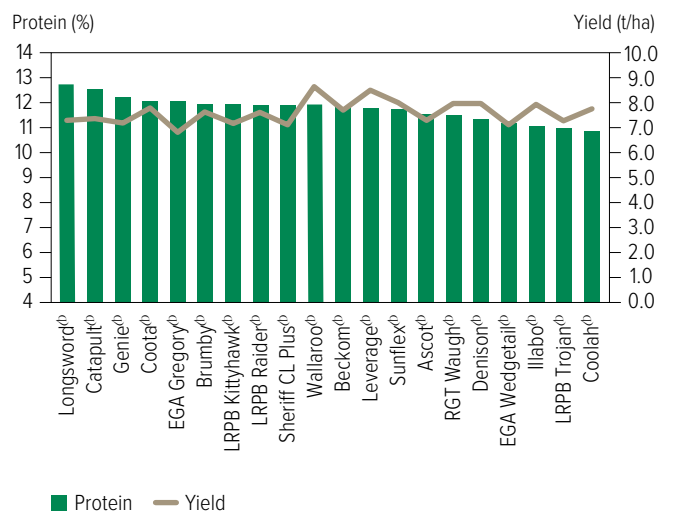


Figure 4: Protein (%) and yield (t/ha) comparisons for early season wheat varieties from one NVT site in Northern Victoria in 2024.



WHEAT

BARLEY

OAT

CANOLA

FABA BEAN

Test weight comparisons

Figure 5: Test weight (kg/hL) comparisons for main season wheat varieties from five NVT sites in Northern Victoria in 2023.

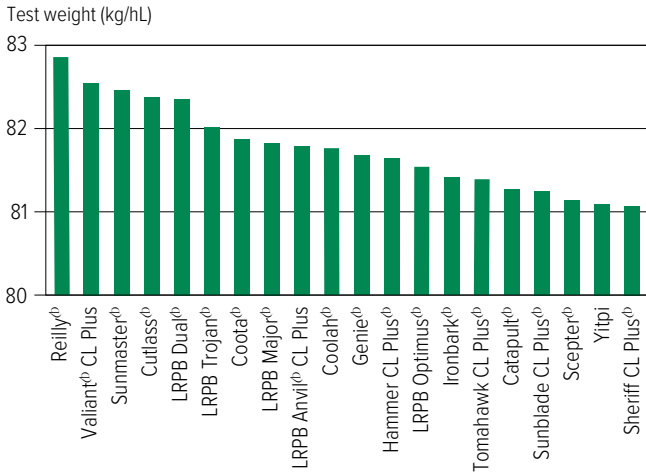


Figure 6: Test weight (kg/hL) comparisons for main season wheat varieties from four NVT sites in Northern Victoria in 2024.

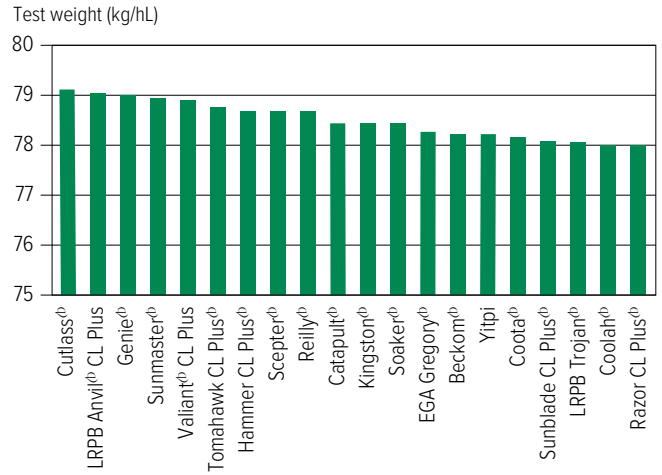


Figure 7: Test weight (kg/hL) comparisons for early season wheat varieties from two NVT sites in Northern Victoria in 2023.

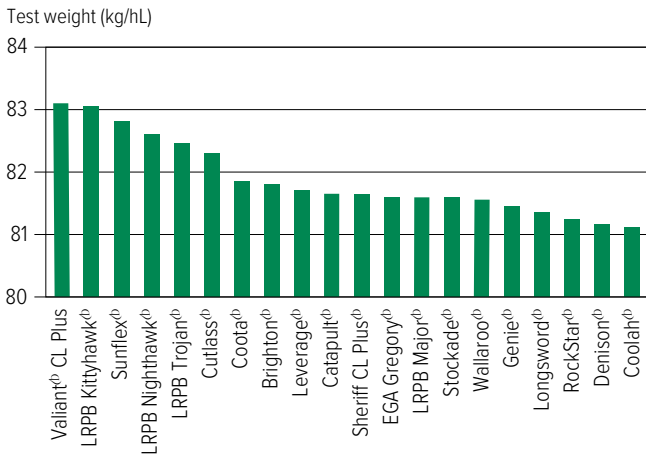
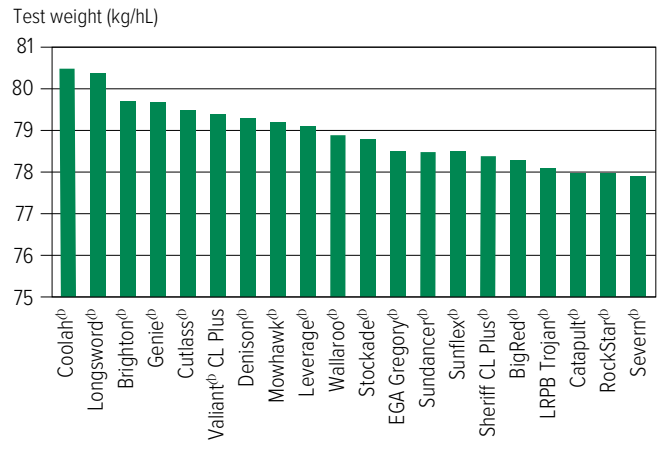


Figure 8: Test weight (kg/hL) comparisons for early season wheat varieties from one NVT site in Northern Victoria in 2024.



WHEAT

BARLEY

OAT

CANOLA

FABA BEAN

Screenings comparisons

Figure 9: Screenings (<2.0mm) comparisons for main season wheat varieties from five NVT sites in Northern Victoria in 2023.

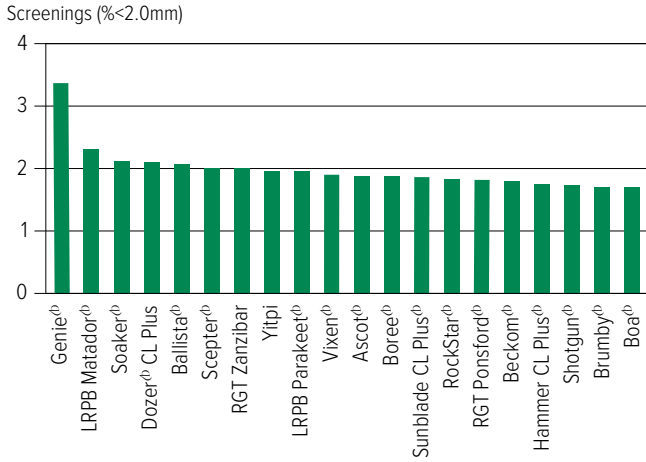


Figure 10: Screenings (<2.0mm) comparisons for main season wheat varieties from four NVT sites in Northern Victoria in 2024.

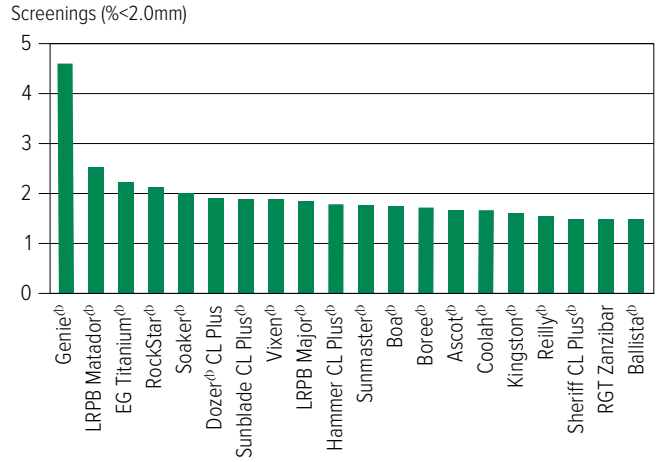


Figure 11: Screenings (<2.0mm) comparisons for early season wheat varieties from two NVT sites in Northern Victoria in 2023.

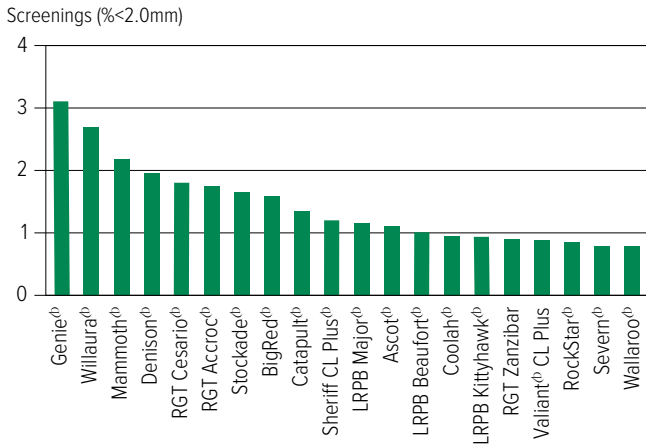
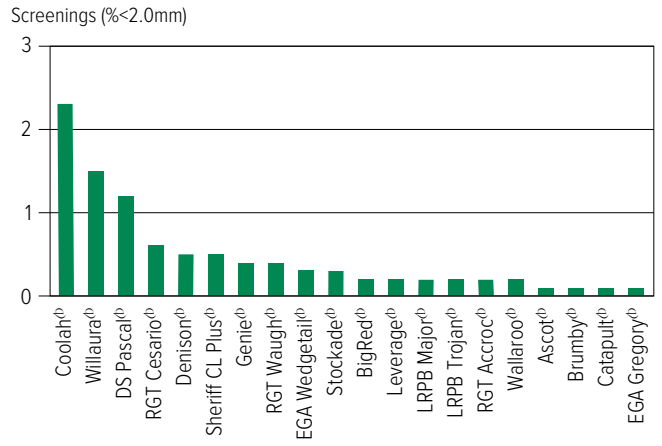


Figure 12: Screenings (<2.0mm) comparisons for early season wheat varieties from one NVT site in Northern Victoria in 2024.



WHEAT

BARLEY

OAT

CANOLA

FABA BEAN

Wheat variety disease ratings – Victoria

The following tables contain varietal ratings for the predominant diseases of wheat in Victoria. These ratings are updated annually by crop pathologists and were released in March 2025.

Selected varieties of most relevance to Victorian growers are listed in alphabetical order and disease ratings are colour-coded to match resistance and tolerance ratings.

Table 8: Wheat disease guide for Victoria.

Variety	Stem rust	Stripe rust (east coast resistance)	Leaf rust	Septoria tritici blotch	Yellow leaf spot	Powdery mildew	Crown rot	CCN	RLN resistance (<i>Pratylenchus neglectus</i>)	RLN resistance (<i>Pratylenchus thornei</i>)
Anapurma	MSS	RMR	MS	MRMS	MRMS	RMR	SVS	MRMS	MS	S (P)
Ascot ^{db}	MRMS	MSS	RMR	S	MRMS	S	S	MR	S	S
Avoca ^{db}	MRMS	MRMS	MSS	MSS	MSS	MS	MSS (P)	S (P)	R (P)	MSS
Ballista ^{db}	MR	MSS	S	SVS	MS	SVS	S	MRMS	S	MRMS
Beckom ^{db}	MRMS	MRMS	MSS	S	MSS	S	S	R	S	MSS
BigRed ^{db}	S	RMR	MRMS	MR	MR	RMR	MSS	S	MRMS	MS
Boa ^{db}	MS	MRMS	MR	S	MRMS	S	MSS (P)	R (P)	S	VS
Boree ^{db}	MR	SVS	S	SVS	MRMS	SVS	S	MSS	S	MSS
Brighton ^{db}	MRMS	MRMS	S	S	MRMS	SVS	S	R	S	MS
Brumby ^{db}	MR	MS	SVS	S	MRMS	MSS	S	MRMS	MRMS	MS
Calibre ^{db}	MR	S	S	S	MRMS	MSS	S	MRMS	S	MSS
Catapult ^{db}	MR	S	S	MSS	MRMS	S	MSS	R	S	MS
Chief CL Plus ^{db}	MR	SVS	MR	S	MRMS	SVS	MSS	MS	MRMS	MSS
Coolah ^{db}	MR	MSS	RMR	MSS	MSS	MSS	MSS	S	S	MS
Coota ^{db}	RMR	S	MR	S	MSS	S	MSS	MR	MR	MS
Cutlass ^{db}	R	MSS	RMR	MSS	MSS	MSS	S	MR	MSS	MSS
Denison ^{db}	MS	S	S	MSS	MRMS	S	MSS	MS	S	S
Dozer ^{db} CL Plus	MS	S	S	S	MRMS	S	S	MS	MRMS	S
DS Bennett ^{db}	MS	S	SVS	MSS	MRMS	R	VS	S	S	S
DS Pascal ^{db}	MSS	MRMS	MRMS	MSS	MS	RMR	S	S	S	S
EG Jet ^{db}	S	MRMS	MSS	MSS	MRMS	SVS	S	MRMS	S	S
EG Titanium ^{db}	MS	MR	MS	MSS	MSS	S	MSS	R	MSS	MSS
EGA Gregory ^{db}	MR	MS	MR	MSS	S	MSS	S	S	S	MSS
EGA Wedgetail ^{db}	MRMS	MS	MSS	MSS	MSS	MSS (P)	S	S	S	VS
Genie ^{db}	MRMS	MSS	S	S	MRMS (P)	SVS	MS (P)	MSS (P)	MS (P)	MRMS
Hammer CL Plus ^{db}	MR	MS	S	MSS	MRMS	S	MSS	MRMS	MSS	S
Hyperno ^{db}	RMR	MRMS	RMR	MS	MRMS	MSS	SVS	MS	MS	RMR
Illabo ^{db}	MR	MRMS	S	MSS	MS	RMR	S	MRMS	MSS	MSS
Ironbark ^{db}	MS	MR	MRMS	S	MSS	S	MSS (P)	MS (P)	S	MR (P)
Jillaroo ^{db}	MS	S	S	S	MS	SVS	S	MS	S	MS (P)
Kingston ^{db}	S	MSS	S	S	MSS	S	S	R	S	MR
Lancelin ^{db}	MRMS	MSS	MSS	SVS	MRMS	S	S	MRMS	SVS	MS
Leverage ^{db}	MR	MRMS	RMR	S	MRMS	SVS	S	MS	S	MS
Longford ^{db}	RMR	RMR	RMR	MRMS/S	MRMS	RMR	MSS	MS	S	S
Longsword ^{db}	MR	MRMS/MS	MSS	MS	MRMS	S	MSS	MRMS	MRMS	MRMS
LRPB Anvil ^{db} CL Plus	MR	S	SVS	VS	MSS	SVS	MSS	MS	MSS	S
LRPB Avenger ^{db}	MS	S	SVS	S	MS	SVS	S	MRMS	MSS	MRMS
LRPB Bale ^{db}	MRMS	MRMS	MSS	MSS	SVS	MRMS	S	R	S	S
LRPB Beaufort ^{db}	SVS	RMR	MSS	S	MRMS	R (P)	S	MS	MS	MSS
LRPB Dual ^{db}	MRMS	MS	MSS	MSS	S	S	S	R	MSS	MSS

WHEAT
BARLEY
OAT
CANOLA
FABA BEAN

Continued on next page

Table 8: Wheat disease guide for Victoria (continued).

Variety	Stem rust	Stripe rust (east coast resistance)	Leaf rust	Septoria tritici blotch	Yellow leaf spot	Powdery mildew	Crown rot	CCN	RLN resistance (Pratylenchus neglectus)	RLN resistance (Pratylenchus thornei)
LRPB Hellfire ^{db}	MR	MRMS	MSS	S	MSS	S	MSS	MS	MSS	MSS
LRPB Impala ^{db}	MR	MRMS	SVS	SVS	MSS	MR	MSS	MSS	SVS	S
LRPB Kittyhawk ^{db}	MRMS	MR	MR	MRMS	MRMS	MS	SVS	S	S	S
LRPB Lancer ^{db}	R	RMR	RMR	MSS	MS	MR	MSS	S	S	MS
LRPB Major ^{db}	MRMS	MRMS	MR	MSS	MS	MSS	MSS	MRMS	S	MSS
LRPB Matador ^{db}	MS	MS	MSS	S	MRMS	MSS	S	MS (P)	S	MS
LRPB Nighthawk ^{db}	RMR	MR	MS	MS	MS	SVS	MSS	MS	MSS	MS
LRPB Optimus ^{db}	MR	MRMS	RMR	S	MSS	MSS	MSS	MS	MSS	MS
LRPB Oryx ^{db}	MR	MRMS	RMR#	SVS	MSS	MR	MSS	S	MSS	MSS
LRPB Parakeet ^{db}	MR	MR	RMR	SVS	MSS	SVS	MSS	MS	MRMS	S
LRPB Raider ^{db}	RMR	MR	RMR	S	MSS	S	S	S	MSS	MS
LRPB Scout ^{db}	MRMS	MS	MS	S	SVS	S	S	R	S	MSS
LRPB Stealth ^{db}	R	RMR	RMR	MSS	MS	MRMS	MSS	S	MSS	S
LRPB Trojan ^{db}	MRMS	S	MR	S	MSS	S	MS	MS	MSS	MSS
Mace ^{db}	MRMS	SVS	S	SVS	MRMS	MSS	S	MRMS	MS	MS
Mammoth ^{db}	MR	MSS	MRMS	MSS	MRMS	SVS	S	MSS	MSS	MRMS
Manning ^{db}	MR	MR	MSS	MRMS/S	MRMS	MRMS	VS	S	MSS	S
Mowhawk ^{db}	RMR (P)		MR (P)	MSS (P)	MRMS (P)	MR				
Naparoo ^{db}	MRMS	MRMS	MS	S	MRMS	MR (P)	S		SVS	S
Packer ^{db}	MR	MRMS	MR	MSS	MS	MSS	MS (P)	R (P)	S	S
Razor CL Plus ^{db}	MRMS	MRMS	S	SVS	MSS	MSS	S	MR	S	MS
Reilly ^{db}	MRMS	MS	MSS	S	S	MSS	S	R	MS	MSS
RGT Accroc ^{db}	MRMS	MRMS	S	MS	MRMS	MRMS	SVS	S	MS	MSS
RGT Calabro	MS	MRMS	MS	MRMS	MR	RMR	SVS	S	S	MS
RGT Cesario ^{db}	RMR	MRMS	RMR	MRMS	MR	RMR	VS	MSS (P)	MRMS	MSS
RGT Healy ^{db}	MRMS	MRMS	MR	MSS	MSS	S	S	MR	MSS	MR
RGT Ponsford ^{db}	RMR	MS	MR	MSS	MS	MSS	MSS	MRMS	MSS	S
RGT Waugh ^{db}	MS	MR	S	MRMS#	MRMS	RMR	S	MS	MSS	MSS
RGT Zanzibar	VS	RMR	SVS	MSS	MS	RMR	S	MSS	S	MS (P)
RockStar ^{db}	MRMS	S	S	S	MRMS	SVS	S	MSS	MRMS	MS
Saintly	MS	MRMS	RMR	MRMS/S	MRMS	S (P)	VS (P)	S	MS	RMR
Scepter ^{db}	MRMS	S	MSS	S	MRMS	SVS	MSS	MRMS	S	MSS
Severn ^{db}	MRMS	MR	MR	MSS	MRMS	RMR	S	MSS (P)	S	MRMS
Sheriff CL Plus ^{db}	MS	SVS	SVS	S	MRMS	SVS	S	MS	MRMS	MS
Shotgun ^{db}	MRMS	MSS	MSS	S (P)	MRMS	S	MS (P)	R (P)	MS (P)	MRMS
Soaker ^{db}	MRMS	S	MSS	S	MRMS	S	MS (P)	MRMS (P)	S	S
Stockade ^{db}	MS	MR	MR	MS	MRMS	SVS	S	MRMS	S	MSS
Sunblade CL Plus ^{db}	MS	MRMS	MSS	S	MSS	S	S	MSS	MSS	MRMS
Suncentral ^{db}	MRMS	MS	RMR	S	MSS	SVS	MSS	S	MRMS	MRMS
Sundancer ^{db}	MR	MR	RMR	MSS	MS	S	MSS	MS	MSS	MS
Sunflex ^{db}	MR	MRMS	RMR	SVS	MS	S	MSS	MS	S	MSS
Sunmaster ^{db}	MS	MRMS	RMR	S	MSS	S	MSS	MSS	MRMS	MS
Tomahawk CL Plus ^{db}	MR	S	S	S	MRMS	SVS	MSS	MRMS	S	MS
Triple 2 ^{db}	MR (P)	RMR (P)	MRMS	MR	MR (P)	MRMS	MRMS (P)	MS (P)	R (P)	MR
Valiant ^{db} CL Plus	MRMS	S	S	MSS	MRMS	VS	MSS	MSS (P)	S	S (P)
Vixen ^{db}	MRMS	SVS	SVS	S	MRMS	SVS	S	MSS	MRMS	MS
Wallaroo ^{db}	RMR	RMR	RMR	MSS	MRMS	S	MSS	R	MS	MRMS
Willaura ^{db}	MR	S	MRMS	S	MS	SVS	S	MS	MSS	MRMS
Yitpi	S	MS	MSS	S	SVS	MS	S	MR	MSS	S

WHEAT
BARLEY
OAT
CANOLA
FABA BEAN

Continued on next page

Table 8: Wheat disease guide for Victoria (continued).

Variety	Stem rust	Stripe rust (east coast resistance)	Leaf rust	<i>Septoria tritici</i> blotch	Yellow leaf spot	Powdery mildew	Crown rot	CCN	RLN resistance (<i>Pratylenchus neglectus</i>)	RLN resistance (<i>Pratylenchus thornei</i>)
DURUM										
Bitalli ^{db}	RMR	MRMS	MR	MSS	MRMS	S	SVS	MSS	MSS	RMR
Caparoi ^{db}	MR	MRMS	RMR	MRMS/S	MRMS	S	VS	MRMS (P)	MS	MR
DBA Bindaroi ^{db}	MR	MRMS	RMR	MS	MS	S	SVS	MS	MRMS	MR
DBA Lillaroi ^{db}	RMR	MRMS	RMR	S	MRMS	S	SVS	S	MRMS	RMR
DBA Mataroi ^{db}	MRMS	MRMS	MR	MSS	MRMS	S	SVS	MRMS	MS	RMR
DBA Vittaroi ^{db}	MR	MRMS	RMR	MSS	MRMS	MSS	SVS	S	MS	MR
DBA-Aurora ^{db}	RMR	MR	RMR	MRMS/S	MRMS	MSS	SVS	MSS	MRMS	RMR
Jandaroi ^{db}	MRMS (R)	MRMS	RMR	MSS	MRMS	S (P)	VS	MS	MS	MRMS
Patron ^{db}	RMR	MRMS	RMR	MRMS	MRMS	S	SVS	S	MRMS	MR
Westcourt ^{db}	RMR	MR	RMR	S	MRMS	MSS	VS	MSS	MS	MR

Learn more via the [NVT Disease Ratings](#).

R = resistant, MR = moderately resistant, MS = moderately susceptible, S = susceptible, VS = very susceptible,

T = tolerant, MT = moderately tolerant, MI = moderately intolerant, I = intolerant, VI = very intolerant,

(P) = provisional rating, - hyphen indicates a range, / indicates pathotype differences, # warning, may be more susceptible to alternate pathotypes,

^ line contains a few susceptible off types, () show outlier.

Wheat variety maturity

The wheat-breeding members of Australian Crop Breeders have developed a consistent approach to the description of wheat variety maturity (relative heading date).

Table 9: An industry guide for wheat variety maturity description.

Maturity description	Abbreviation	Quick wheat boundary	Slow wheat boundary
SPRING WHEAT			
Very quick	VQ		Axe ^{db}
Very quick-quick	VQ-Q	> Axe ^{db}	Vixen ^{db}
Quick	Q	> Vixen ^{db}	Corack ^{db} /LRPB Mustang ^{db}
Quick-mid	Q-M	> Corack ^{db} /LRPB Mustang ^{db}	Mace ^{db} /Suntop ^{db}
Mid	M	> Mace ^{db} /Suntop ^{db}	LRPB Reliant ^{db} /Sheriff CL Plus ^{db} /LRPB Trojan ^{db}
Mid-slow	M-S	> LRPB Reliant ^{db} /Sheriff CL Plus ^{db} /LRPB Trojan ^{db}	Yitpi/EGA Gregory ^{db}
Slow	S	> Yitpi/EGA Gregory ^{db}	Sunzell
Slow-very slow	S-VS	> Sunzell	Sunmax ^{db}
Very slow	VS	> Sunmax ^{db}	
WINTER WHEAT			
Quick	Q		Illabo ^{db}
Mid	M	> Illabo ^{db}	RGT Accroc ^{db}
Slow	S	> RGT Accroc ^{db}	

Source: [Australian Crop Breeders Ltd](#)

Wheat optimum time of sowing – an example for Northern Victoria

To achieve flowering in the ideal window and maximise yield, the optimum time of sowing is based on a combination of variety maturity and environment.

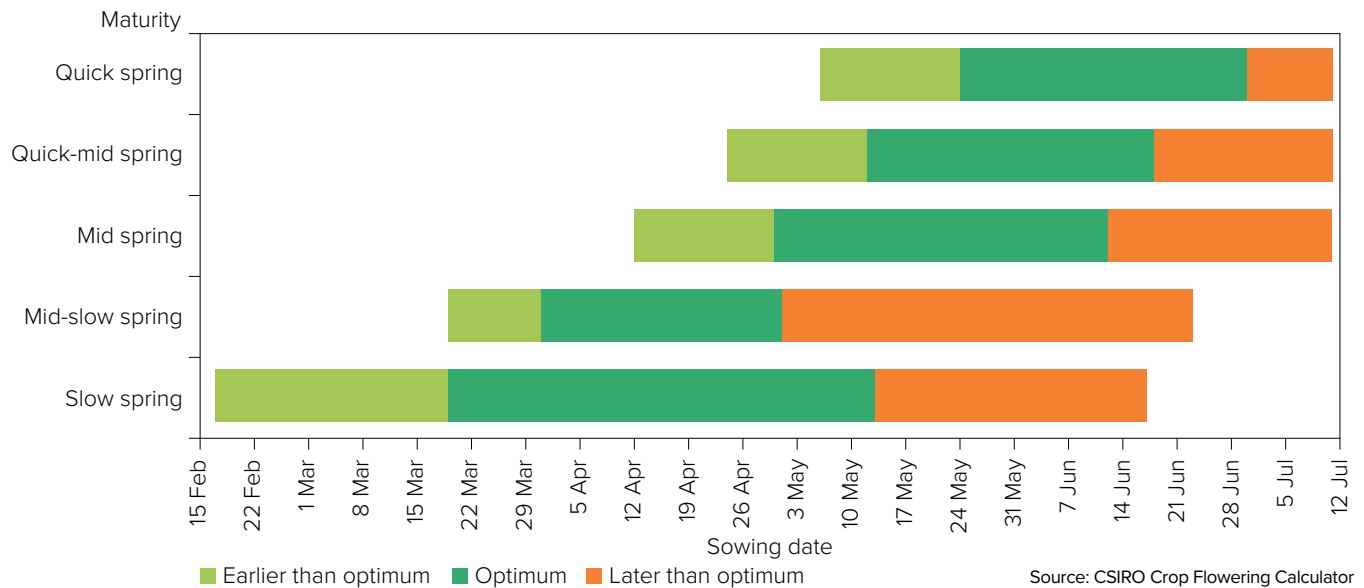
Growers and advisers are encouraged to use the [Crop Flowering Calculator](#) to compare the impact of specific variety selection and sowing date for the ideal flowering window at their own location. The Crop Flowering Calculator is a simple phenology (maturity) model that uses 60 years of local weather data to calculate a range of possible flowering dates for a specific environment for wheat, barley and canola.

The Crop Flowering Calculator helps optimise sowing programs by finding the variety or sowing time that best matches the optimal flowering window for a specific location. Select a location and crop type and then either ‘Find a Variety’ (to match a fixed sowing date), or find ‘When to Sow’ (to match a fixed variety).

This time of sowing guide (Figure 13) is automatically generated from the database that underpins the Crop Flowering Calculator. The guide presents the optimal sowing windows for generic varieties for a single location.

The Crop Flowering Calculator integrates the scientific outputs from several GRDC projects and Initiatives (CSP00187, CSP1901-002RTX, UOM1806-001RTX and CSP2206-012RTX) and brings together the diverse aspects of crop phenology (genetics, physiology and agronomy). This tool has been supported by CSIRO in partnership with GRDC through CSP2206-012RTX.

Figure 13: Optimum time of sowing by variety maturity for Bendigo as an example for Northern Victoria.



Disclaimer: This Crop Flowering Calculator is a work in progress and is still undergoing development. The results provided have not yet been fully validated and should be interpreted with caution and used at your own discretion.

BARLEY

New barley varieties

The following information is for barley varieties released in the 12 months to the date when the MET analysis was published on NVT online. Please go to nvt.grdc.com.au to find trial results for any new varieties released since the publication of this harvest report.

Variety	Breeding company	Grain classification	End point royalty* (\$)	Comments supplied by breeding company ¹
Bigfoot CL [Ⓓ]	Australian Grain Technologies Pty Ltd	FEED	4.35	Bigfoot CL [Ⓓ] is very similar to popular northern variety Yeti [Ⓓ] but tolerant to Clearfield® Intervix® herbicide. It has good grain size and test weight, having a short stature and lower risk of lodging. It is feed quality only. Bigfoot CL [Ⓓ] has a quick-mid spring maturity.
Granite [Ⓓ] CL	InterGrain Pty Ltd	FEED	3.90	Granite [Ⓓ] CL is a new Clearfield® feed barley for low to medium rainfall barley producing areas across Australia. Granite [Ⓓ] CL provides a significant yield improvement over Rosalind [Ⓓ] with the added benefit of herbicide tolerance. Granite [Ⓓ] CL has a quick-mid spring maturity.
PegasusAX [Ⓓ]	Australian Grain Technologies Pty Ltd	FEED	4.15	PegasusAX [Ⓓ] carries CoAXium herbicide tolerance (Aggressor® AX herbicide) and is a derivative of Rosalind [Ⓓ] , with a similar plant type. It has similar grain size as some other high-yielding feed varieties and is feed quality only. PegasusAX [Ⓓ] has a quick-mid spring maturity.
RGT Atlantis [Ⓓ]	RAGT	Under malt evaluation	4.25	RGT Atlantis [Ⓓ] is a new waterlogging-tolerant barley with high yield potential in the medium to high-rainfall zones. It is bred from RGT Planet [Ⓓ] and has a similar maturity. It is the same plant structure and height as RGT Planet [Ⓓ] . RGT Atlantis [Ⓓ] has a quick-mid spring maturity.
Spinnaker [Ⓓ]	Secobra Recherches	Under malt evaluation	4.00	Spinnaker [Ⓓ] has (Fathom [Ⓓ] x RGT Planet [Ⓓ]) x European malt breeding line heritage. It is two to three days earlier maturing than RGT Planet [Ⓓ] with a May planting and has slightly shorter plant height than RGT Planet [Ⓓ] .

*EPR amount is ex-GST, [Ⓓ]denotes Plant Breeder's Rights apply. ¹All data in the table was provided by breeders. Readers should raise any issues with the displayed data directly with the breeder. Grain classification downloaded from Grains Australia on 14/3/2025.

Refer to the latest *Crop Sowing Guide* for further information at nvt.grdc.com.au/resources/crop-sowing-guides

Barley variety yield performance – Northern Victoria

Yield results are presented from the top-performing varieties within each NVT location in the region for the past five seasons. Results are presented (as a percentage) for each variety relative to the mean trial yield for the location within each year. Varieties are listed in descending order of average yield over the period. The Long Term Yield Reporter provides additional information on varieties not listed and can be viewed as a table or chart with error bars. Rainfall is provided for January to March (J–M) and April to October (A–O) and, where relevant, irrigation from April to October.

Table 1: Charlton main season barley.

Year	2020	2021	2022	2023	2024
Mean yield (t/ha)	4.41	4.58	7.40	6.75	
Neo ^{db} CL*				121	
Combat ^{db}		116	113	109	
Cyclops ^{db}	109	107	106	114	
Minotaur ^{db}	107	105	108	114	
Spinnaker ^{db}			111	108	
RGT Planet ^{db}	102	103	111	107	
Rosalind ^{db}	103	105	105	109	
Zena ^{db} CL*		101	108	104	
Maximus ^{db} CL*	101	98	95	109	
Laperouse ^{db}	102	98	97	106	
Yeti ^{db}	101	101	97	102	
RGT Atlantis ^{db}				100	
La Trobe ^{db}	100	101	96	101	
Spartacus CL ^{db*}	99	97	94	104	
Bottler ^{db}	97	94	102	98	
Sowing date	19 May	19 May	18 May	12 May	30 May
Rainfall J–M (mm)	101	117	59	49	91
Rainfall A–O (mm)	293	263	464	208	142

Special thanks to 2024 trial cooperator.
 * herbicide-tolerant variety. Learn more via the [NVT Long Term Yield Reporter](#)

Table 2: Colbinabbin main season barley.

Year	2020	2021	2022	2023	2024
Mean yield (t/ha)		5.93	6.42	7.10	6.74
Neo ^{db} CL*				122	115
RGT Planet ^{db}		117	116	110	106
Spinnaker ^{db}			114	109	106
Zena ^{db} CL*		114	114	107	104
Combat ^{db}		114	109	106	108
Minotaur ^{db}		106	104	111	109
RGT Atlantis ^{db}				106	101
Cyclops ^{db}		103	98	109	109
Rosalind ^{db}		104	105	104	106
Bottler ^{db}		106	105	105	100
PegasusAX ^{db*}					104
Granite ^{db} CL*					106
Bigfoot CL ^{db*}					103
Alestar ^{db}		101	102	99	97
Laperouse ^{db}		90	90	102	102
Sowing date	18 May	20 May	23 May	25 May	20 May
Rainfall J–M (mm)	162	119	89	119	132
Rainfall A–O (mm)	389	306	580	291	244

Special thanks to 2024 trial cooperator, Daryl Rathjen.
 * herbicide-tolerant variety. Learn more via the [NVT Long Term Yield Reporter](#)

Table 3: Yarrowonga main season barley.

Year	2020	2021	2022	2023	2024
Mean yield (t/ha)	5.16	5.39	5.76	6.22	5.30
Neo ^{db} CL*				113	114
Spinnaker ^{db}			111	109	102
Minotaur ^{db}	107	107	105	104	109
RGT Planet ^{db}	103	102	111	111	102
RGT Atlantis ^{db}				108	102
Zena ^{db} CL*		102	110	109	101
Granite ^{db} CL*					104
Rosalind ^{db}	106	103	106	103	100
Bigfoot CL ^{db*}					105
Cyclops ^{db}	103	104	100	100	109
PegasusAX ^{db*}					100
Bottler ^{db}	99	101	103	106	104
Laperouse ^{db}	105	107	97	96	107
Maximus ^{db} CL*	107	105	99	95	102
Yeti ^{db}	106	105	100	95	100
Sowing date	23 May	26 May	3 Jun	11 May	28 May
Rainfall J–M (mm)	299	286	272	66	96
Rainfall A–O (mm)	462	252	627	315	221

Special thanks to 2024 trial cooperator, Inchbold Farming.
 * herbicide-tolerant variety. Learn more via the [NVT Long Term Yield Reporter](#)

WHEAT
 BARLEY
 OAT
 CANOLA
 FABIA BEAN

Barley variety quality – Northern Victoria

Grain quality for individual varieties varies from site to site and from year to year. However, long-term and across-site trends highlight varieties that can consistently achieve high protein percentage, high test weight or low grain screenings under a wider range of environments.

The following figures show the grain quality trends as histograms from 2023 and 2024 NVT averaged for trials in the Northern Victoria region. Only the varieties evaluated at every site are included. These are plotted in order of performance, up to a maximum of 20.

Protein and yield comparisons

Figure 1: Protein (%) and yield (t/ha) comparisons for main season barley varieties from three NVT sites in Northern Victoria in 2023.

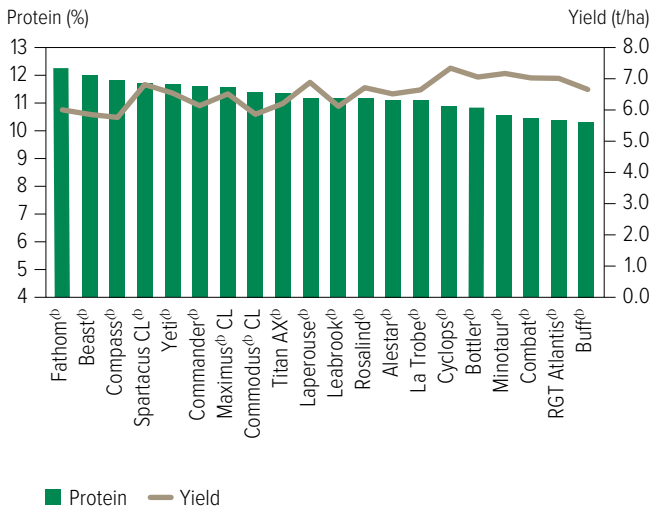
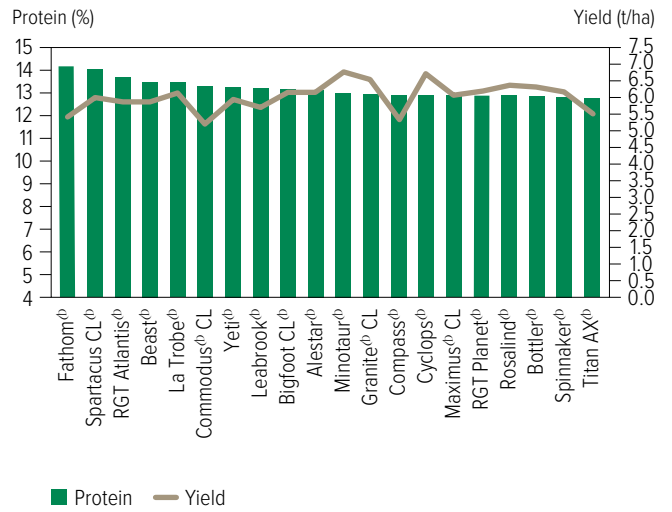


Figure 2: Protein (%) and yield (t/ha) comparisons for main season barley varieties from two NVT sites in Northern Victoria in 2024.



Test weight comparisons

Figure 3: Test weight (kg/hL) comparisons for main season barley varieties from three NVT sites in Northern Victoria in 2023.

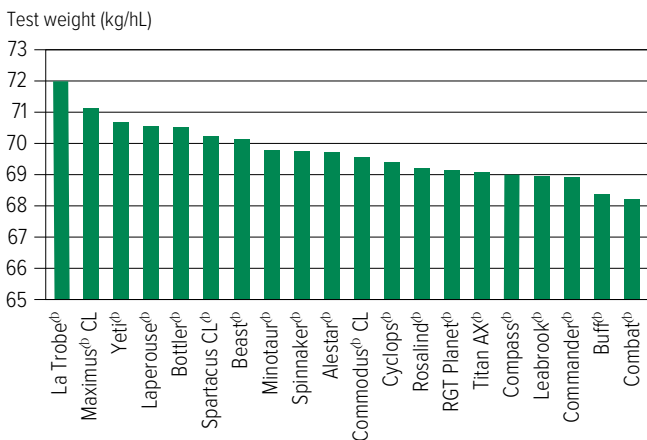
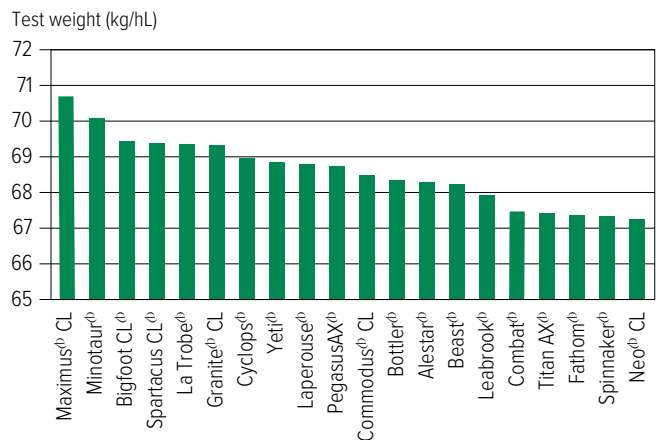


Figure 4: Test weight (kg/hL) comparisons for main season barley varieties from two NVT sites in Northern Victoria in 2024.



Screenings comparisons

Figure 5: Screenings (<2.2mm) comparisons for main season barley varieties from three NVT sites in Northern Victoria in 2023.

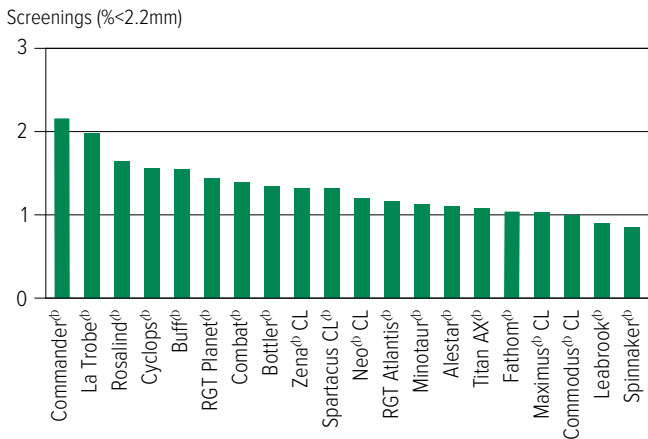
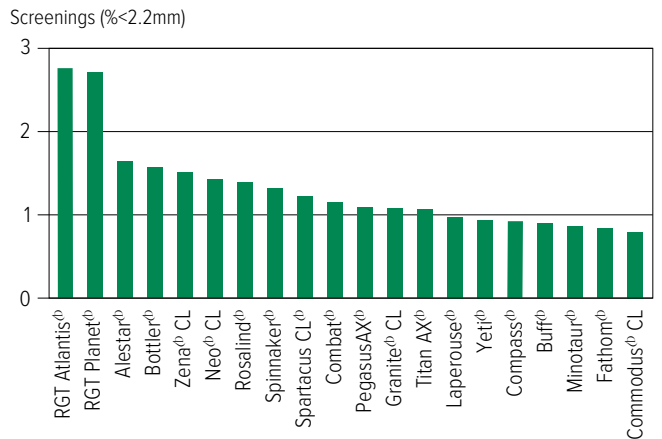


Figure 6: Screenings (<2.2mm) comparisons for main season barley varieties from two NVT sites in Northern Victoria in 2024.



Retention comparisons

Figure 7: Retention (>2.5mm) comparisons for main season barley varieties from three NVT sites in Northern Victoria in 2023.

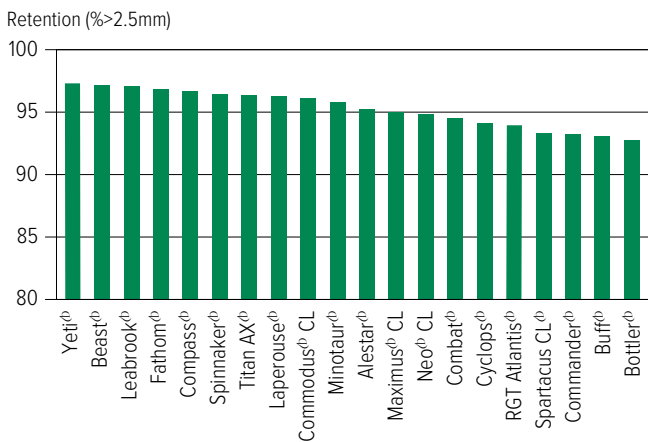
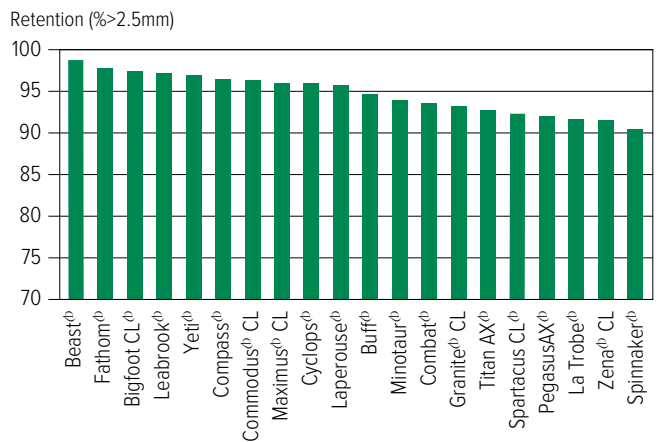


Figure 8: Retention (>2.5mm) comparisons for main season barley varieties from two NVT sites in Northern Victoria in 2024.



Barley variety disease ratings – Victoria

The following tables contain varietal ratings for the predominant diseases of barley in Victoria. These ratings are updated annually by crop pathologists and were released in March 2025.

Selected varieties of most relevance to Victorian growers are listed in alphabetical order and disease ratings are colour-coded to match resistance and tolerance ratings.

Table 4: Barley disease guide for Victoria.

Variety	Net form net blotch	Spot form net blotch	Leaf scald	Powdery mildew	Leaf rust	CCN	RLN resistance (<i>Pratylenchus neglectus</i>)	RLN resistance (<i>Pratylenchus thornei</i>)	Ramularia
Alestar ^{db}	S	S	SVS	MRMS	MSS	R ^a (P)	MR	MR	SVS
Beast ^{db}	MRMS	MS	SVS	S	S	MR	MRMS	MRMS	SVS
Bigfoot CL ^{db}	MRMS	MRMS	VS	S	S	R	MR	RMR (P)	SVS
Bottler ^{db}	MRMS	MSS	SVS	RMR	MRMS		MS	RMR	SVS
Buff ^{db}	MS	S	SVS	S	SVS		MRMS	MS	SVS
Combat ^{db}	S	MR	S	MSS	S	MR	MRMS	MS	SVS
Commander ^{db}	S	MSS	SVS	MSS	SVS	R	MRMS	MRMS	SVS
Commodus ^{db} CL	MSS	MSS	SVS	MSS	S	R	MRMS	MRMS	SVS
Compass ^{db}	MS	MS	SVS	S	SVS	R	MRMS	MR	SVS
Cyclops ^{db}	MRMS	MSS	S	SVS	SVS	S	MRMS	MRMS	SVS
Fandaga ^{db}	MSS	S	SVS	R	S	R	MR	MR	SVS
Fathom ^{db}	MSS	RMR	S	MRMS	MSS	R	MRMS	MR	SVS
Flinders ^{db}	MS	S	SVS	MR	S	S	MRMS	MR	SVS
Granite ^{db} CL	MR (P)	MS (P)	VS (P)	SVS (P)	SVS (P)				SVS (P)
Kiwi	MRMS	MSS	SVS	MS	MSS	S	MRMS	RMR	SVS
La Trobe ^{db}	MS	S	SVS	S	S	R	MRMS	MRMS	SVS
Laperouse ^{db}	MRMS	MRMS	SVS	MSS	SVS	S	MRMS	MR	SVS
Leabrook ^{db}	MS	MS	SVS	S	SVS	RMR	MRMS	RMR	SVS
Litmus ^{db}	S	S	VS	MSS	SVS	MS	MS	MRMS	SVS
Maximus ^{db} CL	MRMS	MS	SVS	S	S	R	MRMS	MRMS	SVS
Minotaur ^{db}	MRMS	S	VS	S	VS	R	MRMS	MRMS	SVS
Neo ^{db} CL	MSS	MR	S	RMR	SVS	R	MR	MRMS	SVS
Newton	RMR	MS	MR	RMR	MR	MSS	MRMS	MRMS	S
PegasusAX ^{db}	MRMS	MSS	S	S	MRMS	R	MR	MRMS	SVS
RGT Atlantis ^{db}	VS	SVS	SVS	R	MRMS	R	MR	RMR	SVS
RGT Planet ^{db}	SVS	SVS	SVS	RMR	MRMS	R	MRMS	MR	SVS
Rosalind ^{db}	MR	S	S	S	MRMS	R	MRMS	MRMS	SVS
Scope CL ^{db}	MR	MSS	SVS	MRMS	SVS	S	MRMS	MRMS	SVS
Spartacus CL ^{db}	S	SVS	SVS	S	S	R	MRMS	MRMS	SVS
Spinnaker ^{db}	S	SVS	S	RMR	MSS	S	MR	MS	SVS
Titan AX ^{db}	MS	MS	VS	MSS	SVS	MR (P)	MR	MR	SVS
Urambie	MS	S	MS	MS	S		MRMS	MR	SVS
Westminster ^{db}	MRMS	S	SVS	RMR	MRMS		MRMS	MS	SVS
Yeti ^{db}	MRMS	MS	VS	S	S	RMR	MR	MR	SVS
Zena ^{db} CL	SVS	SVS	S	RMR	MRMS	R	MRMS	MR	SVS

Learn more via the [NVT Disease Ratings](#).
 R = resistant, MR = moderately resistant, MS = moderately susceptible, S = susceptible, VS = very susceptible,
 T = tolerant, MT = moderately tolerant, MI = moderately intolerant, I = intolerant, VI = very intolerant,
 (P) = provisional rating, - hyphen indicates a range, # warning, may be more susceptible to alternate pathotypes,
^a line contains a few susceptible off types, () show outlier.



OAT

New oat varieties

The following information is for oat varieties released in the 12 months to the date when the MET analysis was published on NVT online. Please go to nvt.grdc.com.au to find trial results for any new varieties released since the publication of this harvest report.

Variety	Breeding company	End point royalty* (\$)	Comments supplied by breeding company ¹
Goldie ^{db}	InterGrain Pty Ltd	3.50	Goldie ^{db} is a new high-yielding milling oat and is suited to all oat growing regions of southern NSW, Victoria, SA and WA. Goldie ^{db} is a mid-spring maturing oat and is well suited for the second week of April to mid-May sowing window. Goldie ^{db} has a medium-tall plant height and has excellent panicle emergence. It has good test weight and low screenings. Along with excellent grain yield and quality attributes, early hay yield and quality data looks promising for export hay. Goldie ^{db} has a mid-spring maturity.
Minnie ^{db}	InterGrain Pty Ltd	3.50	Minnie ^{db} provides excellent yield potential for medium to high rainfall oat growing regions of southern NSW, Victoria, SA and WA. Its short-medium plant height allows improved lodging and harvestability in higher yielding situations. Minnie ^{db} has a mid-slow spring maturity.

*EPR amount is ex-GST, ^{db}denotes Plant Breeder's Rights apply. ¹All data in the table was provided by breeders. Readers should raise any issues with the displayed data directly with the breeder.

WHEAT

BARLEY

OAT

CANOLA

FABA BEAN

Refer to the latest *Crop Sowing Guide* for further information at nvt.grdc.com.au/resources/crop-sowing-guides

Oat variety yield performance – Northern Victoria

Yield results are presented from the top-performing varieties within each NVT location in the region for the past five seasons. Results are presented (as a percentage) for each variety relative to the mean trial yield for the location within each year. Varieties are listed in descending order of average yield over the period.

The Long Term Yield Reporter provides additional information on varieties not listed and can be viewed as a table or chart with error bars. Rainfall is provided for January to March (J–M) and April to October (A–O) and, where relevant, irrigation from April to October.

Table 1: Diggora oat.

Year	2020	2021	2022	2023	2024
Mean yield (t/ha)	5.01	5.40	4.28	6.11	4.02
Goldie ^{db}		119	109	108	117
Koala ^{db}	107	120	105	106	111
Bannister ^{db}	107	117	105	106	111
Minnie ^{db}			111	105	114
Echidna	102	109	105	103	103
Archer ^{db*}				104	96
Williams ^{db}	101	110	100	103	100
Wallaby ^{db}				101	103
Bilby ^{db}	100	103	105	102	102
Kowari ^{db}	98	95	102	99	99
Sowing date	19 May	21 May	24 May	24 May	10 May
Rainfall J–M (mm)	138	127	84	73	122
Rainfall A–O (mm)	320	390	551	312	267

Special thanks to 2024 trial cooperator.

* herbicide-tolerant variety. Learn more via the [NVT Long Term Yield Reporter](#)

Table 2: Dookie oat.

Year	2020	2021	2022	2023	2024
Mean yield (t/ha)	4.18	5.14	4.15	4.87	
Wallaby ^{db}				98	
Minnie ^{db}			88	113	
Koala ^{db}	109	132	108	101	
Goldie ^{db}		128	91	113	
Bannister ^{db}	109	124	101	105	
Echidna	107	110	106	106	
Archer ^{db*}				94	
Bilby ^{db}	107	109	102	106	
Williams ^{db}	101	107	114	98	
Kowari ^{db}	102	102	98	102	
Sowing date	15 May	19 May	17 May	16 May	
Rainfall J–M (mm)	123	111	203	91	
Rainfall A–O (mm)	408	366	533	388	

No 2024 trial cooperator.

* herbicide-tolerant variety. Learn more via the [NVT Long Term Yield Reporter](#)

Table 3: Eastville oat.

Year	2020	2021	2022	2023	2024
Mean yield (t/ha)	4.26	6.44	6.22	3.16	
Archer ^{db*}				94	
Koala ^{db}	115	118	103	101	
Bannister ^{db}	110	114	101	104	
Williams ^{db}	104	110	112	98	
Goldie ^{db}		112	98	109	
Echidna	100	106	111	103	
Wallaby ^{db}				99	
Bilby ^{db}	98	100	106	103	
Minnie ^{db}			89	109	
Kowari ^{db}	98	94	97	101	
Sowing date	18 May	20 May	23 May	25 May	
Rainfall J–M (mm)	88	165	212	60	
Rainfall A–O (mm)	336	264	602	249	

No 2024 trial cooperator.

* herbicide-tolerant variety. Learn more via the [NVT Long Term Yield Reporter](#)

WHEAT

BARLEY

OAT

CANOLA

FABA BEAN

Oat variety disease ratings – Victoria

The following tables contain varietal ratings for the predominant diseases of oat in Victoria. These ratings are updated annually by crop pathologists and were released in March 2025.

Selected varieties of most relevance to Victorian growers are listed in alphabetical order and disease ratings are colour-coded to match resistance and tolerance ratings.

Table 4: Oat disease guide for Victoria.

Variety	Stem rust (east)	Leaf rust (crown rust)	Barley yellow dwarf virus (BYDV)	CCN	Stem nematode resistance	Stem nematode tolerance	Septoria	Bacterial blight	Red leather leaf
Archer ^{db}	MS	R	MSS	VS	VS (P)	I (P)	MSS	MSS	SVS
Bannister ^{db}	S	MRMS	MSS	MRMS	MRMS	MT	MSS	S	MSS-SVS
Bilby ^{db}	S	S	S	VS	S	MI	S	SVS	MS-S
Brusher	SVS	MR	S	MR	S	MT	MSS	SVS	MS
Carrolup	S	VS	SVS	VS	S	I	S	MSS	SVS
Durack ^{db}	S	S	S	MRMS	S	MT	S	S	S
Echidna	S	S	MSS	MRMS	MRMS	MT	SVS	S	MS
Goldie ^{db}	S	R	MS	MR	S	I	MSS	MSS	SVS
Kingbale ^{db}	S	S	MS	R	MR	MT	MS	MSS	SVS
Koala ^{db}	MS	R	MSS	R	MS	MT	MSS	S	S
Kojonup ^{db}	S	SVS	MSS	VS	MS	MT	S	SVS	S
Kowari ^{db}	S	SVS	S	S	S	I	S	S	S
Kultarr ^{db}	SVS	R	MSS	MRMS	S (P)	MI (P)	MS	MSS	SVS
Minnie ^{db}	SVS	R	S	RMR	MS	MI	S	S	VS
Mitika ^{db}	MSS	S	SVS	VS	S	MT	SVS	S	S
Mulgara ^{db}	S	MR	MSS	R	MR	MT	S/MS	MSS	SVS
Tungoo ^{db}	S	MR	MSS	MR	R	MT	MRMS#	MSS	MRMS
Wallaby ^{db}	SVS	R	MSS	MR	S (P)	MI (P)	MSS	MSS	SVS
Wandering	SVS	SVS	S	VS	S	MT	S	S	S
Williams ^{db}	S	MRMS	MSS	VS	S	MI	MSS	MSS	MS
Wintaroo	S	S	MS	R	MR	MT	MS#	MSS	S
Yallara ^{db}	S	MRMS	MSS	R	MS	MI	MSS	S	SVS

Learn more via the [NVT Disease Ratings](#).

R = resistant, MR = moderately resistant, MS = moderately susceptible, S = susceptible, VS = very susceptible, T = tolerant, MT = moderately tolerant, MI = moderately intolerant, I = intolerant, VI = very intolerant, (P) = provisional rating, - hyphen indicates a range, / indicates pathotype differences, # warning, may be more susceptible to alternate pathotypes, ^ line contains a few susceptible off types, () show outlier.

WHEAT

BARLEY

OAT

CANOLA

FABA BEAN

CANOLA

New canola varieties

The following information is for canola varieties released in the 12 months to the date when the MET analysis was published on NVT online. Please go to nvt.grdc.com.au to find trial results for any new varieties released since the publication of this harvest report.

Variety	Breeding company	End point royalty* (\$)	Comments supplied by breeding company ¹
DG Buller G	Nutrien Ag Solutions Ltd	N/A	DG Buller G will be available to growers in 2025. It is a 5 series, Optimum GLY® hybrid. DG Buller G is medium height with good standability. It has good oil content.
InVigor® LR 5040P	BASF Australia Ltd	N/A	InVigor® LR5040P is a mid-season hybrid with PodGuard®. InVigor® LR5040P contains dual herbicide tolerance to Liberty® and Triflex®. InVigor® LR5040P combines the flexibility of PodGuard® and dual herbicide tolerance with high yield and oil results. InVigor® LR5040P is suited to mid-season growing regions.
Monola® H524TT	Nuseed Pty Ltd	N/A	Monola® H524TT is an early-mid maturing Monola® TT hybrid with excellent early vigour. It is Nuseed's second Monola® TT hybrid with improved yield and oil profile. It has demonstrated competitive yield and oil content to commercial canola TT hybrids during trials and exhibits strong early vigour and good early biomass. Suited to medium to slow canola growing regions, Monola® H524TT demonstrates good harvestability. Limited commercial release in 2024.
Nuseed® Griffon TTI	Nuseed Pty Ltd	N/A	Nuseed® Griffon TTI is Nuseed's first dual-herbicide hybrid canola, with triazine and IMI tolerance for flexible, effective crop protection. It is an early-mid maturing variety ideal for target yield environments of 0.5 to 3t/ha, which ensures fast pod development to safeguard yield. Commercial release in 2025. Rapid pod development for higher yields and a shorter growing season.
Pioneer® PN526C	Pioneer	N/A	Pioneer® PN526C (coded HH2990) is a mid-maturing specialty oil Clearfield® hybrid. Suited to medium to high rainfall zones, it is medium in height. First tested in NVT 2022. Marketed by Pioneer Seeds.
Pioneer® PY323G	Pioneer	N/A	Pioneer® PY323G (coded AA1421G) is an early maturing Optimum GLY® hybrid variety. Suited to early and early-mid season growing regions, it is medium in height. First tested in NVT 2023. Marketed by Pioneer Seeds.
Pioneer® PY327C	Pioneer	N/A	Pioneer® PY327C (coded AA0424I) is an early maturing Clearfield® hybrid suited to medium to high rainfall zones. It has mid-fast phenology and a medium-tall plant height. First tested in NVT 2023. Marketed by Pioneer Seeds.
Pioneer® PY422G	Pioneer	N/A	Pioneer® PY422G (coded AA1418G) is an early-mid maturing Optimum GLY® hybrid suited to early-mid and mid-season growing regions with medium height. First tested in NVT 2023. Marketed by Pioneer Seeds.
Pioneer® PY424GC	Pioneer	N/A	Pioneer® PY424GC (coded WW1958W) is an early-mid maturing combination Optimum GLY® and Clearfield® hybrid suited to early and early-mid season growing regions. It has medium height. First tested in NVT 2023. Marketed by Pioneer Seeds.
Pioneer® PY428R	Pioneer	N/A	Pioneer® PY428R (coded D257-18) is an early-mid maturing Roundup Ready® hybrid suited to early and early-mid season growing regions and is medium in height. First tested in NVT 2023. Marketed by Pioneer Seeds.

Continued on next page

Refer to the latest *Crop Sowing Guide* for further information at nvt.grdc.com.au/resources/crop-sowing-guides

Variety	Breeding company	End point royalty* (\$)	Comments supplied by breeding company ¹
Pioneer® PY429T	Pioneer	N/A	Pioneer® PY429T (coded AA902T) is a widely adapted early-mid maturing triazine-tolerant hybrid. Best suited to medium to medium-high rainfall zones. Medium plant height. First tested in NVT 2023. Marketed by Pioneer Seeds.
Pioneer® PY432T	Pioneer	N/A	Variety description not supplied.
Pioneer® PY525G	Pioneer	N/A	Pioneer® PY525G (coded AA1409G) is a mid-maturing Optimum GLY® hybrid variety suited to mid-season growing regions with medium-tall height. First tested in NVT 2023. Marketed by Pioneer Seeds.

*EPR amount is ex-GST, ⁰denotes Plant Breeder's Rights apply. ¹All data in the table was provided by breeders. Readers should raise any issues with the displayed data directly with the breeder.

WHEAT

BARLEY

OAT

CANOLA

FABA BEAN

Canola variety yield performance – Northern Victoria

Yield results are presented from the top-performing varieties within each NVT location in the region for the past five seasons. Results are presented (as a percentage) for each variety relative to the mean trial yield for the location within each year. Varieties are listed in descending order of average yield over the period. The Long Term Yield Reporter provides additional information on varieties not listed and can be viewed as a table or chart with error bars. Rainfall is provided for January to March (J–M) and April to October (A–O) and, where relevant, irrigation from April to October.

Table 1: Charlton med-high rainfall GLY.

Year	2020	2021	2022	2023	2024
Mean yield (t/ha)	2.66	2.68	3.21	3.01	2.36
InVigor® LR 5040P			116	116	110
InVigor® LR 4540P			109	113	113
InVigor® R 4520P	107	105	111	112	111
Nuseed® Hunter TF		105	103	108	114
Pioneer® PY424GC				104	101
Pioneer® 44Y27 RR	102	100	98	101	105
DG Buller G					101
Hyola® Regiment XC		104		98	112
Nuseed® Raptor TF	101	102	95	97	106
Pioneer® PY422G				97	94
Sowing date	4 May	5 May	22 Apr	25 Apr	30 May
Rainfall J–M (mm)	101	117	59	49	91
Rainfall A–O (mm)	293	263	464	208	142

Special thanks to 2024 trial cooperators.
Yield performance of 'stacked' varieties with tolerances to multiple herbicide systems should not be compared to varieties in trials where the variety has not specifically been tested, even for the same location. The following varieties were included in this trial, but have not been tested in other herbicide trials at this location: Hyola® Regiment XC, Pioneer® PY424GC. Learn more via the [NVT Long Term Yield Reporter](#)

Table 2: Diggora med-high rainfall GLY.

Year	2020	2021	2022	2023	2024
Mean yield (t/ha)	3.13	3.41	3.48	3.97	
InVigor® LR 5040P			123	108	
InVigor® R 4520P	108	104	116	107	
InVigor® LR 4540P			113	107	
Nuseed® Hunter TF			106	106	
Pioneer® 44Y30 RR				103	
Pioneer® PY525G				101	
Pioneer® PY424GC				100	
InVigor® R 4022P	103	97	103	101	
Hyola® Regiment XC		108		103	
Pioneer® 44Y27 RR	102	102	96	100	
Sowing date	5 May	5 May	25 Apr	26 Apr	10 May
Rainfall J–M (mm)	138	127	84	73	122
Rainfall A–O (mm)	320	390	551	312	267

Special thanks to 2024 trial cooperators.
Yield performance of 'stacked' varieties with tolerances to multiple herbicide systems should not be compared to varieties in trials where the variety has not specifically been tested, even for the same location. The following varieties were included in this trial, but have not been tested in other herbicide trials at this location: Hyola® Regiment XC, Pioneer® PY424GC. Learn more via the [NVT Long Term Yield Reporter](#)

Table 3: Wunghnu med-high rainfall GLY.

Year	2020	2021	2022	2023	2024
Mean yield (t/ha)	2.68	3.39	3.28	1.84	3.92
Pioneer® PY428R				114	110
InVigor® LR 5040P			109	112	109
InVigor® R 4520P	115	101	106	110	108
InVigor® LR 4540P			103	108	107
Nuseed® Hunter TF			101	105	106
Pioneer® PY525G				106	102
Nuseed® Eagle TF			107	101	101
Hyola® Regiment XC		112	94	107	103
Nuseed® Raptor TF	97	110	98	99	100
DG Buller G					100
Sowing date	21 Apr	6 May	2 May	2 May	19 Apr
Rainfall J–M (mm)	158	112	121	91	153
Rainfall A–O (mm)	305	264	479	388	234

Special thanks to 2024 trial cooperators, Craig Reynolds.
Yield performance of 'stacked' varieties with tolerances to multiple herbicide systems should not be compared to varieties in trials where the variety has not specifically been tested, even for the same location. The following varieties were included in this trial, but have not been tested in other herbicide trials at this location: Hyola® Regiment XC, Pioneer® PY424GC. Learn more via the [NVT Long Term Yield Reporter](#)

Table 4: Yarrowonga med-high rainfall GLY.

Year	2020	2021	2022	2023	2024
Mean yield (t/ha)	3.61	2.89	2.83	2.32	2.95
Pioneer® PY428R				117	116
InVigor® LR 5040P			114	116	119
InVigor® R 4520P	107	105	109	112	116
InVigor® LR 4540P			105	106	120
Nuseed® Hunter TF			101	101	115
Pioneer® PY525G				111	95
Hyola® Regiment XC		106	90	103	105
Nuseed® Eagle TF			105	99	98
Nuseed® Raptor TF	104	100	96	94	101
DG Buller G					99
Sowing date	28 Apr	3 May	3 May	4 May	9 May
Rainfall J–M (mm)	299	286	272	66	96
Rainfall A–O (mm)	462	252	627	315	221

Special thanks to 2024 trial cooperators, Inghold Farming.
Yield performance of 'stacked' varieties with tolerances to multiple herbicide systems should not be compared to varieties in trials where the variety has not specifically been tested, even for the same location. The following varieties were included in this trial, but have not been tested in other herbicide trials at this location: Hyola® Regiment XC, Pioneer® PY424GC. Learn more via the [NVT Long Term Yield Reporter](#)

WHEAT

BARLEY

OAT

CANOLA

FABA BEAN

Table 5: Charlton med-high rainfall IMI.

Year	2020	2021	2022	2023	2024
Mean yield (t/ha)	2.67	2.91	2.98	3.11	2.61
Pioneer® PY421C				115	119
Pioneer® 44Y94 CL	111	109	116	110	113
Pioneer® 45Y95 CL				106	114
Pioneer® PY327C				109	
Hyola® Continuum CL			108	102	101
Pioneer® 43Y92 CL	103			102	105
Hyola® Solstice CL		105	91	99	114
Nuseed® Ceres IMI			88	101	110
Pioneer® PY520TC				93	
VICTORY® V75-03CL				90	91
Sowing date	4 May	5 May	22 Apr	25 Apr	30 May
Rainfall J–M (mm)	101	117	59	49	91
Rainfall A–O (mm)	293	263	464	208	142

Special thanks to 2024 trial cooperator.
Learn more via the [NVT Long Term Yield Reporter](#)

Table 6: Diggora med-high rainfall IMI.

Year	2020	2021	2022	2023	2024
Mean yield (t/ha)	3.22	3.43	3.36	3.67	
Pioneer® PY421C				112	
Pioneer® 44Y94 CL	109	111	118	108	
Pioneer® 45Y95 CL				107	
Pioneer® PY327C				106	
Hyola® Continuum CL			106	101	
Hyola® Solstice CL		111	94	105	
Pioneer® 43Y92 CL	102			102	
Nuseed® Ceres IMI			92	103	
Pioneer® PY520TC				95	
VICTORY® V75-03CL				93	
Sowing date	5 May	5 May	25 Apr	26 Apr	10 May
Rainfall J–M (mm)	138	127	84	73	122
Rainfall A–O (mm)	320	390	551	312	267

Special thanks to 2024 trial cooperator.
Learn more via the [NVT Long Term Yield Reporter](#)

Trial failed

Table 7: Wunghnu med-high rainfall IMI.

Year	2020	2021	2022	2023	2024
Mean yield (t/ha)	2.80	3.24	3.44	2.12	3.66
Pioneer® PY421C			120	111	114
Pioneer® 45Y95 CL			118	106	109
Pioneer® 44Y94 CL	109	116	117	106	109
Pioneer® 45Y93 CL	110		121	104	
Hyola® Solstice CL		117	95	107	104
Hyola® Continuum CL			110	97	101
Nuseed® Ceres IMI		103	84	105	102
Pioneer® PY520TC			101	97	
VICTORY® V75-03CL	84			90	91
Pioneer® PN526C			89	84	
Sowing date	21 Apr	6 May	2 May	2 May	19 Apr
Rainfall J–M (mm)	158	112	121	91	153
Rainfall A–O (mm)	305	264	479	388	234

Special thanks to 2024 trial cooperator, Craig Reynolds.
Learn more via the [NVT Long Term Yield Reporter](#)

Table 8: Yarrowonga med-high rainfall IMI.

Year	2020	2021	2022	2023	2024
Mean yield (t/ha)	3.18	2.73	2.98	2.09	2.92
Pioneer® PY421C			122	113	121
Pioneer® 44Y94 CL	111	105	119	105	113
Pioneer® 45Y95 CL		107	118	105	109
Pioneer® 45Y93 CL	104	106	123	110	
Hyola® Solstice CL			91	103	108
Hyola® Continuum CL			111	94	101
Nuseed® Ceres IMI		102	82	102	111
Pioneer® PY520TC			101	100	
VICTORY® V75-03CL	92			84	88
Pioneer® PN526C			87	82	
Sowing date	28 Apr	3 May	3 May	4 May	9 May
Rainfall J–M (mm)	299	286	272	66	96
Rainfall A–O (mm)	462	252	627	315	221

Special thanks to 2024 trial cooperator, Inchbold Farming.
Learn more via the [NVT Long Term Yield Reporter](#)

WHEAT
BARLEY
OAT
CANOLA
FABA BEAN

Table 9: Charlton med-high rainfall TT.

Year	2020	2021	2022	2023	2024
Mean yield (t/ha)	2.37	2.71	3.00	3.01	1.85
Pioneer® PY429T				109	114
Hyola® Blazer TT	110	109	112	106	114
HyTTec® Trifecta		110	106	104	120
SF Dynatron TT®	108	105	110	106	109
HyTTec® Trophy	107	107	105	105	117
Pioneer® PY520TC				103	111
Hyola® Defender CT			114	104	102
RGT Baseline® TT			110	102	103
Nuseed® Griffon TTI				106	107
RGT Capacity TT	104	103	107	105	104
Sowing date	4 May	5 May	22 Apr	25 Apr	30 May
Rainfall J–M (mm)	101	117	59	49	91
Rainfall A–O (mm)	293	263	464	208	142

Special thanks to 2024 trial cooperator.

Yield performance of 'stacked' varieties with tolerances to multiple herbicide systems should not be compared to varieties in trials where the variety has not specifically been tested, even for the same location. The following varieties were included in this trial, but have not been tested in other herbicide trials at this location: Hyola® Defender CT, Nuseed® Griffon TTI, Pioneer® PY520TC.

Learn more via the [NVT Long Term Yield Reporter](#)

Table 10: Diggora med-high rainfall TT.

Year	2020	2021	2022	2023	2024
Mean yield (t/ha)		3.31	3.21	3.54	
Pioneer® PY429T				106	
HyTTec® Trifecta		113	109	107	
Hyola® Blazer TT		110	113	106	
HyTTec® Trophy		110	106	106	
Pioneer® PY520TC	Trial failed			104	Trial failed
SF Dynatron TT®		106	111	104	
RGT Baseline® TT		105	113	103	
Hyola® Defender CT			114	102	
RGT Capacity TT		102	110	103	
InVigor® T 4511		106	103	104	
Sowing date	5 May	5 May	25 Apr	26 Apr	10 May
Rainfall J–M (mm)	138	127	84	73	122
Rainfall A–O (mm)	320	390	551	312	267

Special thanks to 2024 trial cooperator

Yield performance of 'stacked' varieties with tolerances to multiple herbicide systems should not be compared to varieties in trials where the variety has not specifically been tested, even for the same location. The following varieties were included in this trial, but have not been tested in other herbicide trials at this location: Hyola® Defender CT, Nuseed® Griffon TTI, Pioneer® PY520TC.

Learn more via the [NVT Long Term Yield Reporter](#)

Table 11: Wunghnu med-high rainfall TT.

Year	2020	2021	2022	2023	2024
Mean yield (t/ha)	2.86	3.02	3.27		3.89
HyTTec® Trifecta	111	121	112	Compromised trial	108
Hyola® Blazer TT	107	117	117		107
Pioneer® PY429T					107
Pioneer® PY520TC			114		105
RGT Baseline® TT		107	116		104
HyTTec® Trophy	105	116	107		106
Hyola® Defender CT			118		104
SF Dynatron TT®	102	109	111		104
RGT Capacity TT	108	100	106		104
InVigor® T 4511		108	101		104
Sowing date	21 Apr	6 May	2 May	2 May	19 Apr
Rainfall J–M (mm)	158	112	121	91	153
Rainfall A–O (mm)	305	264	479	388	234

Special thanks to 2024 trial cooperator, Craig Reynolds.

Yield performance of 'stacked' varieties with tolerances to multiple herbicide systems should not be compared to varieties in trials where the variety has not specifically been tested, even for the same location. The following varieties were included in this trial, but have not been tested in other herbicide trials at this location: Hyola® Defender CT, Nuseed® Griffon TTI, Pioneer® PY520TC.

Learn more via the [NVT Long Term Yield Reporter](#)

Table 12: Yarrawonga med-high rainfall TT.

Year	2020	2021	2022	2023	2024
Mean yield (t/ha)	3.01	2.55	2.51	2.21	
HyTTec® Trifecta	114	109	112	107	
RGT Baseline® TT		108	119	110	
Hyola® Blazer TT	110	105	120	104	
Pioneer® PY429T				100	
InVigor® T 6010	100	107	114	113	Trial failed
Pioneer® PY520TC		103	116	101	
Hyola® Defender CT			122	100	
HyTTec® Trophy	111	104	107	101	
RGT Capacity TT	103	104	109	109	
SF Dynatron TT®	105	100	114	100	
Sowing date	28 Apr	3 May	3 May	4 May	9 May
Rainfall J–M (mm)	299	286	272	66	96
Rainfall A–O (mm)	462	252	627	315	221

Special thanks to 2024 trial cooperator, Inchobold Farming.

Yield performance of 'stacked' varieties with tolerances to multiple herbicide systems should not be compared to varieties in trials where the variety has not specifically been tested, even for the same location. The following varieties were included in this trial, but have not been tested in other herbicide trials at this location: Hyola® Defender CT, Nuseed® Griffon TTI, Pioneer® PY520TC.

Learn more via the [NVT Long Term Yield Reporter](#)

WHEAT

BARLEY

OAT

CANOLA

FABA BEAN

Australian canola variety disease ratings

The following table contains varietal ratings for blackleg disease of canola.

These ratings are updated twice a year by crop pathologists and were released in autumn 2025.

Table 13: Canola disease guide – autumn 2025 ratings and resistance groups.						
Variety	2025 autumn blackleg rating			2025 upper canopy infection blackleg rating	Type	Major gene resistance group of cultivar
	Bare	Fluopyram (e.g. ILeVo®)	Pydiflumetofen (e.g. Saltro®)			
CONVENTIONAL VARIETIES						
Outlaw [®]	RMR	R	R	MR-UCI	Open pollinated	A
Nuseed [®] Diamond	RMR	R	R	MR-UCI	Hybrid	ABF
Nuseed [®] Quartz	MR			MR-UCI	Hybrid	ABD
TRIAZINE-TOLERANT VARIETIES						
Pioneer [®] PY429T	R		R	R-UCI	Hybrid, Triazine	ABH
HyTtec [®] Trifecta	R			MR-UCI	Hybrid, Triazine	ABD
DG Bidgee TT [®]	R	R	R	R-UCI	Open pollinated, Triazine	H
HyTtec [®] Trident	R			MR-UCI	Hybrid, Triazine	AD
HyTtec [®] Trophy	R	R	R	MR-UCI	Hybrid, Triazine	AD
DG Torrens TT [®]	RMR			R-UCI	Open pollinated, Triazine	H
Monola [®] H524TT	RMR			MR-UCI	High stability oil, hybrid, Triazine	AD
Hyola [®] Blazer TT	RMR		R	MR-UCI	Hybrid, Triazine	ADF
Monola [®] H421TT	RMR			MR-UCI	High stability oil, hybrid, Triazine	BC
InVigor [®] T 4511	RMR	R		MR-UCI	Hybrid, Triazine	Unknown
ATR-Bluefin [®]	RMR			MR-UCI	Open pollinated, Triazine	AB
Renegade TT [®]	MR	R	R	MR-UCI	Open pollinated, Triazine	A
SF Spark [™] TT	MR	R	R	MR-UCI	Hybrid, Triazine	ABDS
HyTtec [®] Velocity	MR			MR-UCI	Hybrid, Triazine	AB
Monola [®] 422TT	MR			MR-UCI	High stability oil, open pollinated, Triazine	BC
DG Avon TT [®]	MR		R	MR-UCI	Open pollinated, Triazine	AC
SF Dynatron [™] TT	MRMS	R	R	MRMS-UCI	Hybrid, Triazine	BC
ATR-Swordfish [®]	MRMS			MRMS-UCI	Open pollinated, Triazine	AB
RGT Baseline [™] TT	MRMS	RMR	R	MRMS-UCI	Hybrid, Triazine	B
Bandit TT [®]	MRMS	RMR	R	MRMS-UCI	Open pollinated, Triazine	A
RGT Capacity [™] TT	MRMS	RMR	R	MRMS-UCI	Hybrid, Triazine	B
ATR-Bonito [®]	MS	MR	RMR	MS-UCI	Open pollinated, Triazine	A
IMIDAZOLINONE-TOLERANT VARIETIES						
Captain CL	R			R-UCI	Winter, hybrid, Clearfield [®]	AH
Hyola [®] Solstice CL	R		R	R-UCI	Hybrid, Clearfield [®]	ADFH
Hyola [®] Feast CL	R		R	R-UCI	Winter, hybrid, Clearfield [®]	H
Phoenix CL	R			MR-UCI	Winter, hybrid, Clearfield [®]	B
Hyola [®] 970CL	R		R	R-UCI	Winter, hybrid, Clearfield [®]	H
RGT Nizza [™] CL	R			MR-UCI	Winter, hybrid, Clearfield [®]	B
Pioneer [®] PN526C	R		R	MR-UCI	High stability oil, hybrid, Clearfield [®]	ABD
Pioneer [®] PY327C	R		R	MR-UCI	Hybrid, Clearfield [®]	AB
RGT Clavier [™] CL	R			R-UCI	Winter, hybrid, Clearfield [®]	ACH
Pioneer [®] 45Y95 CL	RMR			MR-UCI	Hybrid, Clearfield [®]	C
Pioneer [®] PY421C	RMR		R	MR-UCI	Hybrid, Clearfield [®]	A
Nuseed [®] Ceres IMI	RMR			MR-UCI	Hybrid, Imidazolinone	AD
Pioneer [®] 43Y92 CL	RMR	R	R	MR-UCI	Hybrid, Clearfield [®]	B
VICTORY [®] V75-03CL	RMR	R		MR-UCI	High stability oil, hybrid, Clearfield [®]	AB
Pioneer [®] 44Y94 CL	RMR			MR-UCI	Hybrid, Clearfield [®]	BC

Continued on next page

WHEAT

BARLEY

OAT

CANOLA

FABA BEAN

Table 13: Canola disease guide – autumn 2025 ratings and resistance groups (continued).

Variety	2025 autumn blackleg rating			2025 upper canopy infection blackleg rating	Type	Major gene resistance group of cultivar
	Bare	Fluopyram (e.g. ILeVo®)	Pydiflumetofen (e.g. Saltro®)			
IMIDAZOLINONE AND TRIAZINE-TOLERANT VARIETIES						
Hyola® Defender CT	R		R	MR-UCI	Hybrid, Clearfield®, Triazine	ADF
Pioneer® PY520 TC	RMR		R	MR-UCI	Hybrid, Clearfield®, Triazine	BC
Nuseed® Griffon TTI	RMR			MR-UCI	Hybrid, Imidazolinone, Triazine	AC
GLYPHOSATE-TOLERANT VARIETIES						
DG Hotham TF	R			R-UCI	Hybrid, TruFlex®	ABH
Nuseed® Raptor TF	R			MR-UCI	Hybrid, TruFlex®	AD
Nuseed® Eagle TF	R			MR-UCI	Hybrid, TruFlex®	ABD
VICTORY® V55-04TF	R	R		MR-UCI	High stability oil, hybrid, TruFlex®	AB
DG Lofty TF	R			R-UCI	Hybrid, TruFlex®	ABH
Nuseed® Hunter TF	RMR			MR-UCI	Hybrid, TruFlex®	AB
Pioneer® PY422G	RMR		R	MR-UCI	Hybrid, Optimum GLY®	AB
Pioneer® 44Y27 RR	RMR	R	R	MR-UCI	Hybrid, Roundup Ready®	B
DG Buller G	RMR			R-UCI	Hybrid, Optimum GLY®	H
Nuseed® Emu TF	MR			MR-UCI	Hybrid, TruFlex®	AB
Pioneer® PY525G	MR		R	MR-UCI	Hybrid, Optimum GLY®	AB
Pioneer® PY323G	MR		R	MR-UCI	Hybrid, Optimum GLY®	BC
Pioneer® PY428R	MR		R	MR-UCI	Hybrid, Roundup Ready®	B
InVigor® R 4520P	MRMS	R		MRMS-UCI	Hybrid, Truflex®	B
GLYPHOSATE AND IMIDAZOLINONE-TOLERANT VARIETIES						
Hyola® Regiment XC	R	R	R	R-UCI	Hybrid, TruFlex®, Clearfield®	ADFH
Pioneer® PY424GC	MR		R	MR-UCI	Hybrid, TruFlex®, Clearfield®	BC
GLUFOSINATE AND TRIAZINE-TOLERANT VARIETIES						
InVigor® LT 4530P	RMR	R		MR-UCI	Hybrid, LibertyLink®, Triazine	BF
GLUFOSINATE AND GLYPHOSATE-TOLERANT VARIETIES						
InVigor® LR 4540P	RMR	R		MR-UCI	Hybrid, LibertyLink®, TruFlex®	B
InVigor® LR 5040P	RMR	R		MR-UCI	Hybrid, LibertyLink®, TruFlex®	AB
InVigor® LR 3540P	MR	R		MR-UCI	Hybrid, LibertyLink®, TruFlex®	AB

R = resistant, MR = moderately resistant, MS = moderately susceptible, S = susceptible, UCI = upper canopy infection. Please check updated ratings using the [Blackleg Management Guide](#) or the [NVT Disease Ratings](#).

WHEAT

BARLEY

OAT

CANOLA

FABA BEAN

FABA BEAN

Faba bean variety yield performance – Northern Victoria

Yield results are presented from the top-performing varieties within each NVT location in the region for the past five seasons. Results are presented (as a percentage) for each variety relative to the mean trial yield for the location within each year. Varieties are listed in descending order of average yield over the period. The Long Term Yield Reporter provides additional information on varieties not listed and can be viewed as a table or chart with error bars. Rainfall is provided for January to March (J–M) and April to October (A–O) and, where relevant, irrigation from April to October.

Table 1: Dookie faba bean.

Year	2020	2021	2022	2023	2024
Mean yield (t/ha)	4.02	5.29	3.73	3.34	1.92
PBA Samira [†]	102	101	106	97	102
PBA Amberley [†]	99	97	102	105	97
PBA Zahra [†]	96	100	101	100	105
PBA Marne [†]	93	103	89	93	114
Farah	100	97	89	92	107
Fiesta VF	102	97	88	90	106
PBA Bendoc ^{†*}	95	89	79	110	97
PBA Rana		85	79	79	86
Nura	99	86	73	106	95
Sowing date	15 May	14 May	16 May	16 May	17 May
Rainfall J–M (mm)	123	111	203	91	113
Rainfall A–O (mm)	408	366	533	388	193

Special thanks to 2024 trial cooperator, Alan Shields.

* herbicide-tolerant variety. Learn more via the [NVT Long Term Yield Reporter](#)

Refer to the latest *Crop Sowing Guide* for further information at nvt.grdc.com.au/resources/crop-sowing-guides

NVT tools

**Trial
results**




**Long term
yield reporter**



**NVT disease
ratings**



**Harvest Reports &
Crop Sowing Guide**



nvt.grdc.com.au



Subscribe to NVT notifications that are sent the moment results for your local NVT trials are available.



Subscribe to receive the latest NVT publications (Harvest Reports and Crop Sowing Guides), and other NVT communications.

