

Esperance

May 2025



CELEBRATING
20
YEARS

NVT HARVEST REPORT





Title: NVT Harvest Report – Esperance

Published: May 2025

Authors:

Katherine Hollaway, Astute Ag and
Dr Sue Knights, SE Knights Consulting

Acknowledgements:

We would like to thank all those who provided information and assistance with the development of this Harvest Report.

© Grains Research and Development Corporation 2025

This book is copyright. Except as permitted under the *Copyright Act 1968* (Commonwealth) and subsequent amendments, no part of this publication may be reproduced, stored or transmitted in any form or by any means, electronic or otherwise, without the specific written permission of the copyright owner.

GRDC contact details:

PO Box 5367
KINGSTON ACT 2604
Phone: 02 6166 4500
Email: comms@grdc.com.au

Design and production:

Coretext, coretext.com.au

COVER: Kalyx Australia harvesting at the GRDC National Variety Trials (NVT) site on John and Brendan Pattison's farm near Marrar, New South Wales.

PHOTO: Nicole Baxter

DISCLAIMER: Any recommendations, suggestions or opinions contained in this publication do not necessarily represent the policy or views of the Grains Research and Development Corporation. No person should act on the basis of the content of this publication without first obtaining specific, independent professional advice.

The Grains Research and Development Corporation will not be liable for any loss, damage, cost or expense incurred or arising by reason of any person using or relying on the information in this publication.


CONTENTS



Download this guide at:
nvt.grdc.com.au/harvest-reports

INTRODUCTION	4
WHEAT	6
BARLEY	17
OAT	23
CANOLA	26
CHICKPEA	34
FABA BEAN	36
FIELD PEA	38
LENTIL	40
LUPIN	42
USEFUL NVT TOOLS	44

LEGEND: MEAN VARIETY YIELD PERFORMANCE



Long-term mean yield illustrated by colour gradient from high (green) to low (red)

LEGEND: DISEASE RATING COLOUR RANGE

R	RMR	MR	MRMS	MS	MSS	S	SVS	VS
---	-----	----	------	----	-----	---	-----	----

Disease severity scale from resistant (R) to very susceptible (VS)

The disease ratings in the report are current at the time of publication.

Regularly visit nvt.grdc.com.au/nvt-disease-ratings to find the latest NVT disease ratings.

Refer to the latest *Crop Sowing Guide* for further information at
nvt.grdc.com.au/resources/crop-sowing-guides

INTRODUCTION

The NVT Harvest Report – Esperance provides information to support growers and advisers with decisions on variety selection for **Esperance**. The information has been generated from the Grains Research and Development Corporation's (GRDC) National Variety Trials (NVT) database. This publication provides a summary of the 2024 and long-term yield performance of varieties of crop species suitable for production in **Esperance** together with their quality and disease responses.

The NVT program provides growers and advisers with comparative results on yield performance, quality and disease resistance ratings of commercially available grain varieties that is independent, consistent, timely and robust.

Conducted to a set of predetermined protocols, trials are sown and managed to reflect local best practice such as sowing time, fertiliser application, weed management, pest/disease control and fungicide application. The NVT is not designed to grow varieties to their maximum yield potential.

GRDC recognises that sustaining a project of this nature hinges on the collaboration of growers who willingly provide sites and often lend a hand in trial management on their properties. Equally significant is the partnership with seed companies who supply seed of commercial varieties and experimental lines to the program.

Interpreting long-term yield results

A factor analytic (FA) mixed model approach is used in the multi-environment trial (MET) analysis conducted by GRDC, supported by the Analytics for the Australian Grains Industry (AAGI).

This approach generates long-term MET values for varieties at an individual trial level.

This format provides more detailed results to better understand a variety's performance over several years at the individual trial/environment level, rather than just a single averaged value.

In the *NVT Harvest Report – Esperance*, results are presented in year groupings for yield for the past five years and quality for the past two years. Further detailed interrogation of the NVT Online results using the Long Term Yield Reporter will provide more specific performance results on all varieties of each crop species in each NVT location throughout **Esperance**.

The results presented in this Harvest Report are based on the default filters in the Long Term Yield Reporter. In some cases, trial results are excluded because they do not meet the default standards for statistical validity. These are listed in the tables as 'Trial results below standard'. Trials below standard can be viewed by reducing the default VAF settings within the [Long Term Yield Reporter](#).

Trials listed as compromised are not suitable for making variety decisions. Results can be found in the [Quarantined trial reports](#).

▶ Refer to the latest *Crop Sowing Guide* for further information at nvt.grdc.com.au/resources/crop-sowing-guides

NVT 20th anniversary

In 2025, the National Variety Trials (NVT) proudly celebrates 20 years of empowering Australian grain growers and their advisers with trusted, independent results to support varietal decision-making.

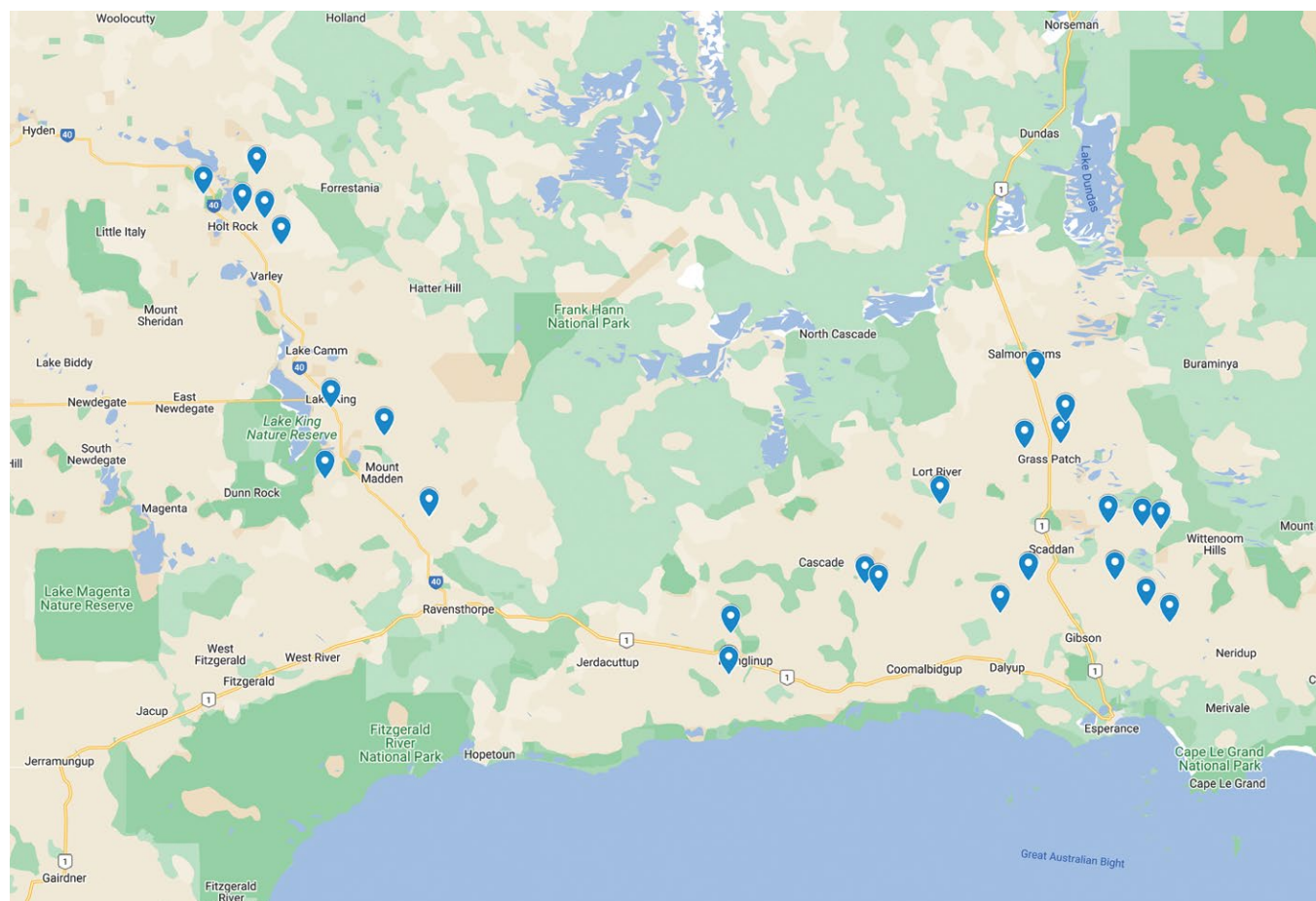
Established in 2005 by the Grains Research and Development Corporation (GRDC), the NVT program has evolved into the largest coordinated variety trial network in the world. Each year, more than 640 trials are conducted across over 300 locations nationwide, encompassing 10 different crop species. Over the past two decades, NVT has been a transformative force, providing growers with credible insights into newly released varieties that drives the rapid adoption of superior genetics.

The success of NVT is a testament to the collaborative efforts of many. GRDC extends heartfelt thanks to the growers, GRDC staff and panellists, service providers, trial hosts, breeding companies and members of the NVT Advisory Committee who have been instrumental in this journey. Your dedication has delivered exceptional outcomes, advancing the productivity and profitability of Australian grain growers and strengthening the grains industry as a whole.

As we mark this significant milestone, GRDC celebrates the achievements of NVT and looks forward to continuing to deliver game-changing innovations for Australia's grains sector in the years to come.

NVT SITE LOCATIONS – Esperance

Figure 1: Locality of NVT trial sites in Esperance from 2020 to 2024.



SOURCE: National Variety Trials

See all NVT trial locations and view trial results at nvt.grdc.com.au/trial-results.

WHEAT

New wheat varieties

The following information is for wheat varieties released in the 12 months to the date when the MET analysis was published on NVT online. Please go to nvt.grdc.com.au to find trial results for any new varieties released since the publication of this harvest report.

Variety	Breeding company	Grain classification – western zone	End point royalty* (\$)	Comments supplied by breeding company ¹
Brighton [®]	Australian Grain Technologies Pty Ltd	TBC	4.10	Brighton [®] is a dual-purpose winter wheat suitable for grazing and grain production. It is a higher-yielding alternative to Illabo [®] and slightly quicker than Illabo [®] . It has improved test weight compared with Illabo [®] . Maturity description: quick winter
Lancelin [®]	Australian Grain Technologies Pty Ltd	TBC	3.70	Lancelin [®] has Australian Soft (ASFT) quality classification. It has high and stable yields in WA, similar to Scepter [®] . It is similar to Scepter [®] with an excellent physical grain quality package, high test weights and low screenings. Maturity description: mid spring
LRPB Vortex [®]	LongReach Plant Breeders Pty Ltd	APW	3.50	LRPB Vortex [®] is a high-yielding variety suitable for main season sowing across all Western Australian agzones. LRPB Vortex [®] has a solid grain receivals performance. APW classification in WA. Marketed by Pacific Seeds. Maturity description: mid spring
Mammoth [®]	InterGrain Pty Ltd	APW	3.50	Mammoth [®] 's unique phenology makes it an excellent option for an early break scenario, from late March to mid-April. Unlike winter wheats that have similar maturity, Mammoth [®] does not have the same vernalisation requirement, allowing it to continue to develop using day length rather than needing low temperature to trigger flowering like winter varieties typically need. This attribute is advantageous in both high and low-rainfall regions as it allows Mammoth [®] to respond to seasonal conditions and minimise frost risk. Mammoth [®] is well suited to WA and SA and some areas in Victoria. Maturity description: very slow spring
Rottnest [®]	Australian Grain Technologies Pty Ltd	ANW	3.90	Rottnest [®] is an udon noodle wheat in a plant type similar to Scepter [®] . It offers a substantial yield improvement over currently grown udon noodle varieties. It is very broadly adapted with stable yield across a range of environments. Maturity description: mid spring
Shotgun [®]	Australian Grain Technologies Pty Ltd	AH	3.90	Shotgun [®] is a Scepter [®] replacement with a significant yield advantage. It is agronomically very similar to Scepter [®] . Maturity description: mid spring
Splendid [®]	InterGrain Pty Ltd	TBC	4.00	Splendid [®] is a high-yielding noodle wheat set to replace Ninja [®] across WA. Splendid [®] provides a significant yield jump over Ninja [®] and similar physical grain characteristics to Ninja [®] . Maturity description: quick-mid spring
Wallaroo [®]	Trigall Australia	TBC	4.00	Variety description not supplied.

*EPR amount is ex-GST, [®]denotes Plant Breeder's Rights apply. ¹All data in the table was provided by breeders. Readers should raise any issues with the displayed data directly with the breeder. Consult the Grains Australia Wheat Variety Master List for final classification in your region.

Refer to the latest *Crop Sowing Guide* for further information at nvt.grdc.com.au/resources/crop-sowing-guides

Wheat variety yield performance – Esperance

Yield results are presented from the top-performing varieties within each NVT location in the region for the past five seasons. Results are presented (as a percentage) for each variety relative to the mean trial yield for the location within each year. Varieties are listed in descending order of average yield over the period.

The Long Term Yield Reporter provides additional information on varieties not listed and can be viewed as a table or chart with error bars. Rainfall is provided for January to March (J–M) and April to October (A–O) and, where relevant, irrigation from April to October.

Table 1: Cascade main season wheat.

Year		2020	2021	2022	2023	2024
Mean yield (t/ha)	Class					4.15
Vixen ^{db}	AH (N)					114
Tomahawk CL Plus ^{db}	APW					112
LRPB Avenger ^{db}	APW (N)					111
Sting ^{db}	AH					111
LRPB Anvil ^{db} CL Plus	AH					110
LRPB Havoc ^{db}	AH (N)					109
Calibre ^{db}	AH					109
Shotgun ^{db}		No trial	No trial	No trial	No trial	108
Scepter ^{db}	AH					108
LRPB Vortex ^{db}	APW					108
Lancelin ^{db}						107
Devil ^{db}	AH (N)					106
Rottnest ^{db}						106
Brumby ^{db}	APW (N)					106
LRPB Matador ^{db}	FEED					105
Sowing date						23 May
Rainfall J–M (mm)						57
Rainfall A–O (mm)						296

Special thanks to 2024 trial cooperator, Scott Welke.
Learn more via the [NVT Long Term Yield Reporter](#)

Table 2: Gibson main season wheat.

Year		2020	2021	2022	2023	2024
Mean yield (t/ha)	Class	4.83	5.56	5.09	2.44	4.06
LRPB Vortex ^{db}	APW			110	108	111
Tomahawk CL Plus ^{db}	APW			107	116	112
Rottnest ^{db}						108
Vixen ^{db}	AH (N)	110	106	103	117	111
Brumby ^{db}	APW (N)		108	108	107	108
Shotgun ^{db}					108	109
Scepter ^{db}	AH	110	106	105	110	108
Devil ^{db}	AH (N)	109	106	107	107	107
LRPB Havoc ^{db}	AH (N)	110	107	99	116	107
Calibre ^{db}	AH	109	102	106	109	108
Sting ^{db}	AH	108	103	103	113	109
RockStar ^{db}	AH (N)	105	110	108	100	104
Thumper ^{db}	AH				101	106
Splendid ^{db}						104
LRPB Avenger ^{db}	APW (N)	102		98	116	109
Sowing date		12 May	14 May	16 May	21 May	4 Jun
Rainfall J–M (mm)		82	51	44	44	126
Rainfall A–O (mm)		346	510	521	451	279

Special thanks to 2024 trial cooperator, Kogody Farming.
Learn more via the [NVT Long Term Yield Reporter](#)

Table 3: Mt Madden main season wheat.

Year		2020	2021	2022	2023	2024
Mean yield (t/ha)	Class	2.62	3.29	2.50		3.85
LRPB Vortex ^{db}	APW			112		108
Rottnest ^{db}						114
Shotgun ^{db}						111
Thumper ^{db}	AH					116
Brumby ^{db}	APW (N)		110	112		110
Tomahawk CL Plus ^{db}	APW			115		101
RockStar ^{db}	AH (N)	108	107	108		116
Devil ^{db}	AH (N)	110	109	111		107
Calibre ^{db}	AH	109	111	113		104
Splendid ^{db}						113
LRPB Matador ^{db}	FEED					110
Firefly ^{db}	ANW		105			115
Scepter ^{db}	AH	110	109	110		100
Ninja ^{db}	ANW	105	103	107		110
Kinsei ^{db}	ANW	100	102	102		116
Sowing date		13 May	20 May	22 May	3 Jun	8 May
Rainfall J–M (mm)		76	89	37	20	61
Rainfall A–O (mm)		196	338	354	181	189

Special thanks to 2024 trial cooperator.
Learn more via the [NVT Long Term Yield Reporter](#)

Table 4: Munglinup main season wheat.

Year		2020	2021	2022	2023	2024
Mean yield (t/ha)	Class	2.71	3.06	3.49	2.32	
RockStar ^{db}	AH (N)	118	113	115	101	
LRPB Vortex ^{db}	APW			111	106	
Brumby ^{db}	APW (N)		113	112	105	
Shotgun ^{db}					107	
Thumper ^{db}	AH				104	
Tomahawk CL Plus ^{db}	APW			110	109	
Devil ^{db}	AH (N)	110	111	110	105	
Ninja ^{db}	ANW	110	110	112	101	No trial
LRPB Matador ^{db}	FEED			110	105	
Scepter ^{db}	AH	106	110	107	105	
Calibre ^{db}	AH	105	109	105	108	
Kinsei ^{db}	ANW	114	104	108	98	
Catapult ^{db}	AH	108	105	107	100	
Zen ^{db}	ANW	104	107	109	98	
Denison ^{db}	APW	115	100	106	95	
Sowing date		7 May	19 May	17 May	24 May	
Rainfall J–M (mm)		83	68	50	31	
Rainfall A–O (mm)		314	431	584	357	

No 2024 trial cooperator.
Learn more via the [NVT Long Term Yield Reporter](#)

WHEAT

BARLEY

OAT

CANOLA

CHICKPEA

FABA BEAN

FIELD PEA

LENTIL

LUPIN

Table 5: Salmon Gums main season wheat.

Year		2020	2021	2022	2023	2024
Mean yield (t/ha)	Class	0.96		2.77	1.41	2.80
Vixen [Ⓢ]	AH (N)	150	Compromised trial	112	117	114
Tomahawk CL Plus [Ⓢ]	APW			111	116	113
LRPB Avenger [Ⓢ]	APW (N)	153		110	109	111
Sting [Ⓢ]	AH	139		109	115	111
LRPB Anvil [Ⓢ] CL Plus	AH	152		105	109	110
Calibre [Ⓢ]	AH	125		109	116	110
LRPB Havoc [Ⓢ]	AH (N)	138		106	106	109
Shotgun [Ⓢ]					114	108
LRPB Vortex [Ⓢ]	APW			112	107	107
Scepter [Ⓢ]	AH	122		107	110	108
Lancelin [Ⓢ]				105	109	107
Devil [Ⓢ]	AH (N)	113		107	110	107
Brumby [Ⓢ]	APW (N)			108	109	106
Rottnest [Ⓢ]						106
Mace [Ⓢ]	AH (N)	122		101	106	106
Sowing date		20 May	25 May	20 May	5 Jun	1 Jun
Rainfall J–M (mm)		92	99	38	40	53
Rainfall A–O (mm)		158	269	299	168	171

Special thanks to 2024 trial cooperator, Digby Graham.
Learn more via the [NVT Long Term Yield Reporter](#)

Table 6: Scaddan main season wheat.

Year		2020	2021	2022	2023	2024
Mean yield (t/ha)	Class	2.05	3.91	4.56	3.41	3.39
Tomahawk CL Plus [Ⓢ]	APW			110	112	116
LRPB Vortex [Ⓢ]	APW			110	108	114
Shotgun [Ⓢ]					110	110
Rottnest [Ⓢ]						108
Calibre [Ⓢ]	AH	116	109	108	111	111
Vixen [Ⓢ]	AH (N)	122	108	101	111	117
Brumby [Ⓢ]	APW (N)		111	111	108	109
Thumper [Ⓢ]	AH				108	106
Devil [Ⓢ]	AH (N)	110	110	109	108	109
Sting [Ⓢ]	AH	118	106	102	110	113
Scepter [Ⓢ]	AH	112	108	106	107	110
LRPB Matador [Ⓢ]	FEED				107	105
RockStar [Ⓢ]	AH (N)	101	110	112	104	104
Splendid [Ⓢ]						103
Lancelin [Ⓢ]				104	106	108
Sowing date		3 Jun	18 May	4 May	22 May	5 Jun
Rainfall J–M (mm)		48	51	44	36	126
Rainfall A–O (mm)		249	510	521	225	279

Special thanks to 2024 trial cooperator, Greg Shipley.
Learn more via the [NVT Long Term Yield Reporter](#)

Table 7: Varley main season wheat.

Year		2020	2021	2022	2023	2024
Mean yield (t/ha)	Class					2.87
Vixen [Ⓢ]	AH (N)	No trial	No trial	No trial	No trial	115
Tomahawk CL Plus [Ⓢ]	APW					114
LRPB Avenger [Ⓢ]	APW (N)					113
LRPB Havoc [Ⓢ]	AH (N)					111
Sting [Ⓢ]	AH					111
LRPB Vortex [Ⓢ]	APW					111
LRPB Anvil [Ⓢ] CL Plus	AH					110
Scepter [Ⓢ]	AH					109
Shotgun [Ⓢ]						109
Calibre [Ⓢ]	AH					109
Devil [Ⓢ]	AH (N)					107
Rottnest [Ⓢ]						107
Lancelin [Ⓢ]						107
Brumby [Ⓢ]	APW (N)					107
Thumper [Ⓢ]	AH					105
Sowing date						4 Jun
Rainfall J–M (mm)						128
Rainfall A–O (mm)						191

Special thanks to 2024 trial cooperator, Guy Coxon.
Learn more via the [NVT Long Term Yield Reporter](#)

Table 8: Gibson early season wheat.

Year		2020	2021	2022	2023	2024
Mean yield (t/ha)	Class	4.38		2.88		4.34
Denison [Ⓢ]	APW	116	Trial failed	113	No trial	108
Genie [Ⓢ]	AH					108
Wallaroo [Ⓢ]				112		100
Valiant [Ⓢ] CL Plus	AH			110		106
Mammoth [Ⓢ]	APW					93
RockStar [Ⓢ]	AH (N)	107		110		106
Kinsei [Ⓢ]	ANW	107		109		105
Cutlass [Ⓢ]	APW (N)	108		106		105
Catapult [Ⓢ]	AH	104		106		107
Brumby [Ⓢ]	APW (N)					107
Stockade [Ⓢ]	APW			105		94
Mowhawk [Ⓢ]	AH			100		96
Willaura [Ⓢ]	FEED					103
Longsword [Ⓢ]	AWW	101		95		100
Brighton [Ⓢ]						96
Sowing date		23 Apr	22 Apr	29 Apr		25 Apr
Rainfall J–M (mm)		82	51	44		126
Rainfall A–O (mm)		346	510	521		279

Special thanks to 2024 trial cooperator, Kogody Farming.
Learn more via the [NVT Long Term Yield Reporter](#)

WHEAT

BARLEY

OAT

CANOLA

CHICKPEA

FABA BEAN

FIELD PEA

LENTIL

LUPIN

Table 9: Munglinup early season wheat.						
Year		2020	2021	2022	2023	2024
Mean yield (t/ha)	Class				2.71	
Denison [Ⓛ]	APW	No trial	No trial	No trial	108	No trial
Cutlass [Ⓛ]	APW (N)				108	
Wallaroo [Ⓛ]					108	
Valiant [Ⓛ] CL Plus	AH				107	
Longsword [Ⓛ]	AWW				106	
Genie [Ⓛ]	AH				103	
Brighton [Ⓛ]					103	
Willaura [Ⓛ]	FEED				103	
Stockade [Ⓛ]	APW				102	
Mammoth [Ⓛ]	APW				101	
Catapult [Ⓛ]	AH				101	
DS Pascal [Ⓛ]	APW				100	
Yitpi	AH				100	
Kinsei [Ⓛ]	ANW				99	
RockStar [Ⓛ]	AH (N)				98	
Sowing date					23 Apr	
Rainfall J–M (mm)					44	
Rainfall A–O (mm)					451	

No 2024 trial cooperator.
Learn more via the [NVT Long Term Yield Reporter](#)

WHEAT

BARLEY

OAT

CANOLA

CHICKPEA

FABA BEAN

FIELD PEA

LENTIL

LUPIN

Wheat variety quality – Esperance

Grain quality for individual varieties varies from site to site and from year to year. However, long-term and across-site trends highlight varieties that can consistently achieve high protein percentage, high test weight or low grain screenings under a wider range of environments.

The following figures show the grain quality trends as histograms from 2023 and 2024 NVT averaged for trials in the Esperance region. Only the varieties evaluated at every site are included. These are plotted in order of performance, up to a maximum of 20.

Protein and yield comparisons

Figure 1: Protein (%) and yield (t/ha) comparisons for main season wheat varieties from four NVT sites in Esperance in 2023.

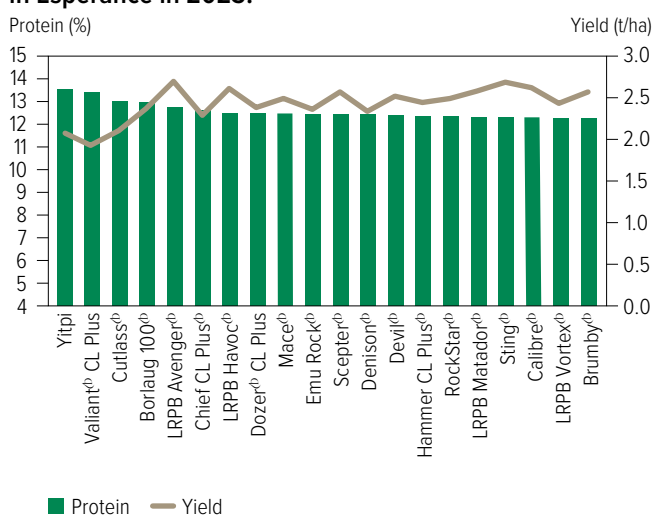


Figure 2: Protein (%) and yield (t/ha) comparisons for main season wheat varieties from six NVT sites in Esperance in 2024.

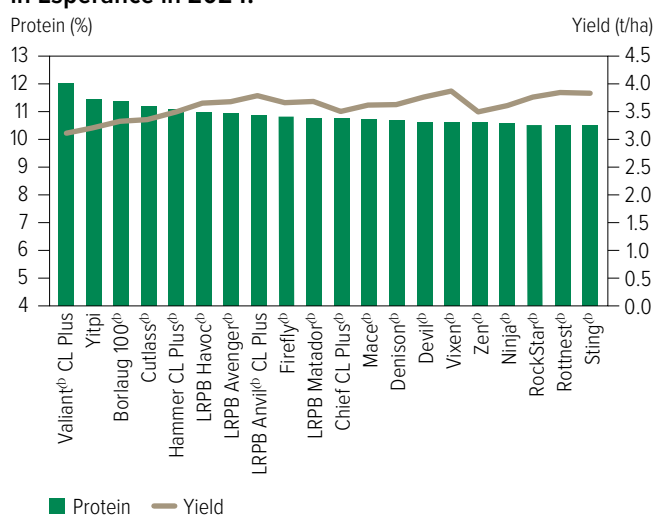


Figure 3: Protein (%) and yield (t/ha) comparisons for early season wheat varieties from one NVT site in Esperance in 2023.

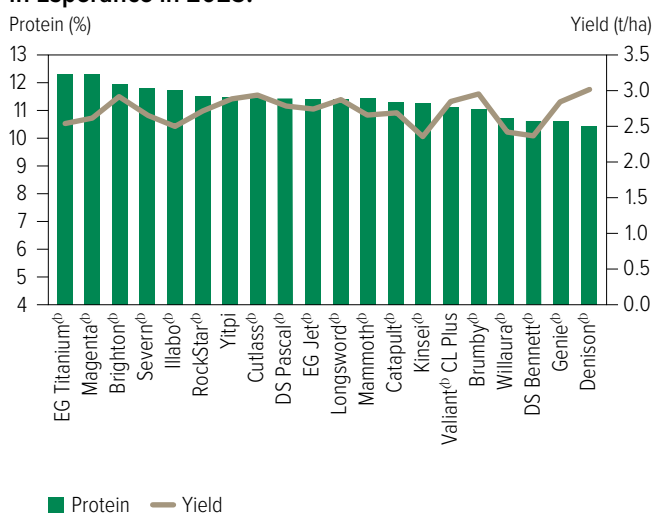
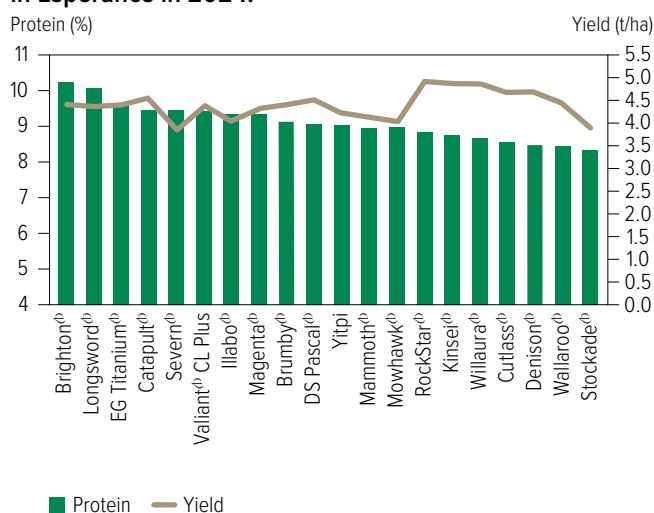


Figure 4: Protein (%) and yield (t/ha) comparisons for early season wheat varieties from one NVT site in Esperance in 2024.



WHEAT

BARLEY

OAT

CANOLA

CHICKPEA

FABA BEAN

FIELD PEA

LENTIL

LUPIN

Test weight comparisons

Figure 5: Test weight (kg/hL) comparisons for main season wheat varieties from four NVT sites in Esperance in 2023.

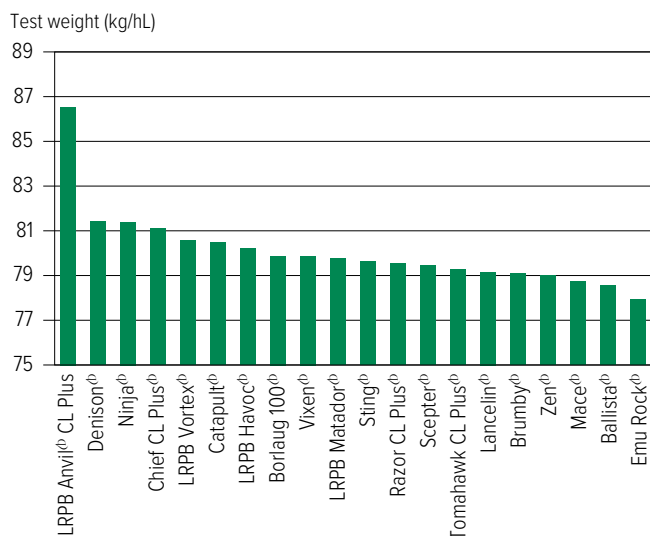


Figure 6: Test weight (kg/hL) comparisons for main season wheat varieties from six NVT sites in Esperance in 2024.

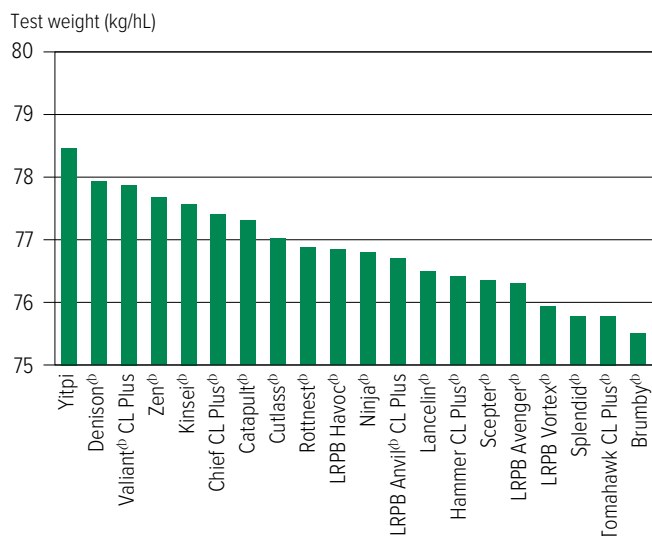


Figure 7: Test weight (kg/hL) comparisons for early season wheat varieties from one NVT site in Esperance in 2023.

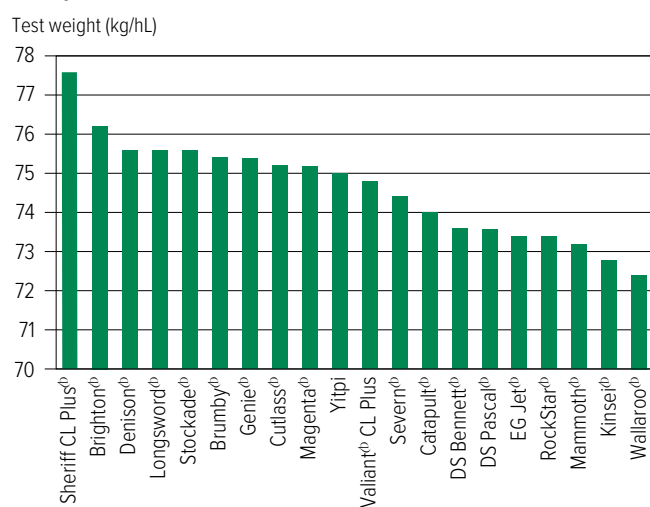
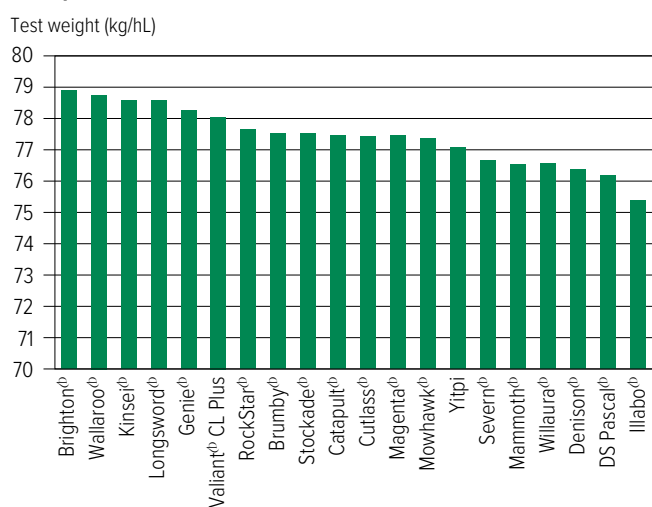


Figure 8: Test weight (kg/hL) comparisons for early season wheat varieties from one NVT site in Esperance in 2024.



WHEAT

BARLEY

OAT

CANOLA

CHICKPEA

FABA BEAN

FIELD PEA

LENTIL

LUPIN

Screenings comparisons

Figure 9: Screenings (<2.0mm) comparisons for main season wheat varieties from four NVT sites in Esperance in 2023.

Screenings (%<2.0mm)

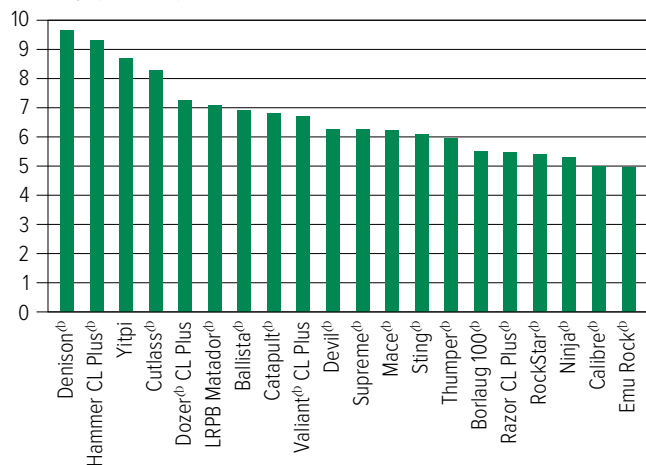


Figure 10: Screenings (<2.0mm) comparisons for main season wheat varieties from six NVT sites in Esperance in 2024.

Screenings (%<2.0mm)

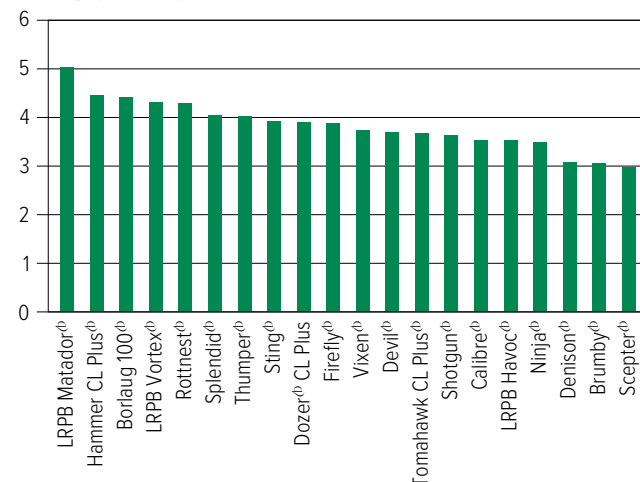


Figure 11: Screenings (<2.0mm) comparisons for early season wheat varieties from one NVT site in Esperance in 2023.

Screenings (%<2.0mm)

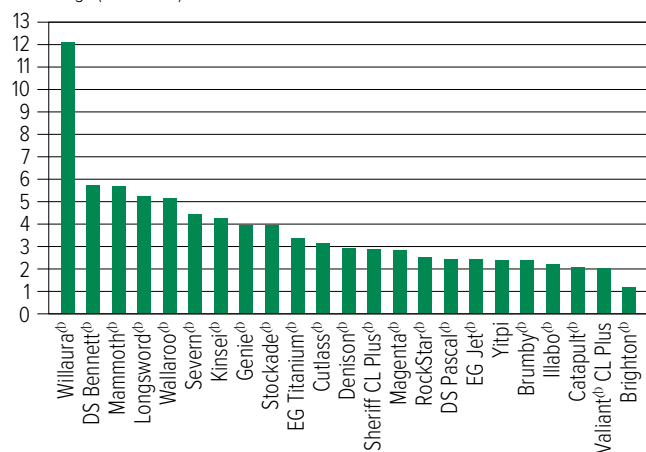
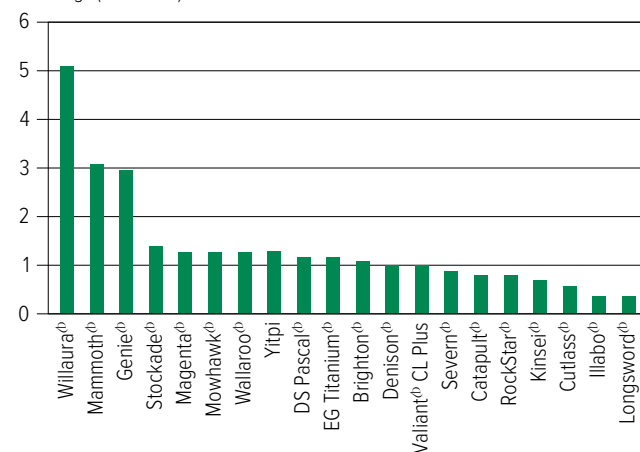


Figure 12: Screenings (<2.0mm) comparisons for early season wheat varieties from one NVT site in Esperance in 2024.

Screenings (%<2.0mm)



WHEAT

BARLEY

OAT

CANOLA

CHICKPEA

FABA BEAN

FIELD PEA

LENTIL

LUPIN

Wheat variety disease ratings – Western Australia

The following tables contain varietal ratings for the predominant diseases of wheat in Western Australia. These ratings are updated annually by crop pathologists and were released in March 2025.

Selected varieties of most relevance to Western Australian growers are listed in alphabetical order and disease ratings are colour-coded to match resistance and tolerance ratings.

Table 10: Wheat disease guide for Western Australia.

Variety	Yellow spot	Nodorum blotch (leaf)	Nodorum blotch (glume)	Stem rust	Stripe rust (west coast resistance)	Leaf rust	Powdery mildew	Septoria tritici blotch	RLN resistance (<i>Pratylenchus neglectus</i>)	RLN resistance (<i>Pratylenchus quasireoides</i>)	CCN	Crown rot
Ballista ^{db}	MS	MS	MRMS	MR		S	S	SVS	S		MRMS	S
Boree ^{db}	MRMS	MS	MRMS	MR		S	S	S	S		MSS	S
Borlaug 100 ^{db}	MRMS	MRMS	MRMS	MR	RMR	MR	S	MS	S		MS	MSS
Brighton ^{db}	MRMS	MR	MR	MRMS	RMR	S	MSS	MRMS (P)	S		R	S
Brumby ^{db}	MRMS	MRMS	MS	MR	RMR	SVS	R	MSS (P)	MRMS	MS (P)	MRMS	S
Calibre ^{db}	MRMS	MS	MSS	MR	RMR	S	MSS	S	S	MS	MRMS	S
Catapult ^{db}	MRMS	MRMS	MS	MR	RMR	S	S	MSS	S	MRMS	R	MSS
Chief CL Plus ^{db}	MRMS	MS	MRMS	MR	S	MR	S	MSS	MRMS	MRMS	MS	MSS
Coota ^{db}	MSS	MRMS	MS	RMR		MR	S	MSS	MR		MR	MSS
Cutlass ^{db}	MSS	MRMS	MRMS	R	RMR	RMR	S	MSS	MSS	MS	MR	S
Denison ^{db}	MRMS	MR	MRMS	MS	MR	S	S	MS	S	MRMS (P)	MS	MSS
Devil ^{db}	MRMS	MRMS	MS	S	RMR	SVS	SVS	SVS	MSS	MRMS	MSS	MSS
Dozer ^{db} CL Plus	MRMS	MRMS	MSS	MS	MRMS	S	S	MSS (P)	MRMS	MSS (P)	MS	S
DS Bennett ^{db}	MRMS	MRMS	MR	MS		SVS	RMR	MR	S		S	VS
DS Pascal ^{db}	MS	MRMS	MRMS	MSS	RMR	MRMS	RMR	MS	S		S	S
EG Jet ^{db}	MRMS	MSS		S		MSS	MS	MSS	S		MRMS	S
EG Titanium ^{db}	MSS	MRMS	MS	MS	RMR	MS	MRMS (P)	MSS	MSS		R	MSS
EGA Wedgetail ^{db}	MSS	MRMS	MRMS	MRMS		MSS	MRMS	MRMS	S		S	S
Firefly ^{db}	MRMS	MRMS	MSS	S	MS	MSS	MSS	MSS (P)	MS	MSS (P)	MSS (P)	S
Genie ^{db}	MRMS (P)	MR (P)	S (P)	MRMS	RMR	S	S (P)		MS (P)	R (P)	MSS (P)	MS (P)
Hammer CL Plus ^{db}	MRMS	MRMS	MRMS	MR	RMR	S	S	MSS	MSS	MS	MRMS	MSS
Illabo ^{db}	MS	MR	MR	MR	RMR	S	R	MR	MSS	RMR	MRMS	S
Jillaroo ^{db}	MS	MS	MS	MS		S	S	MRMS (P)	S		MS	S
Kinsei ^{db}	MS	MRMS	MRMS	MSS	MRMS	MS	S	MS	S	S	MSS	MSS
Lancelin ^{db}	MRMS	MRMS	S	MRMS	RMR	MSS	S	S (P)	SVS		MRMS	S
Longsword ^{db}	MRMS	MRMS	MRMS	MR	RMR	MSS	MS	MRMS	MRMS		MRMS	MSS
LRPB Anvil ^{db} CL Plus	MSS	MSS	MSS	MR	RMR	SVS	S	SVS	MSS	MSS (P)	MS	MSS
LRPB Avenger ^{db}	MS	MSS	MS	MS	MR	SVS	S	S	MSS	MS (P)	MRMS	S
LRPB Havoc ^{db}	MRMS	MS	MS	S	MR	S	MSS	MRMS	S	MRMS	S	MSS
LRPB Kittyhawk ^{db}	MRMS	MR (P)		MRMS		MR	MRMS	MR	S		S	SVS
LRPB Matador ^{db}	MRMS	MRMS	MSS	MS	MR	MSS	MSS	MSS (P)	S		MS (P)	S
LRPB Nighthawk ^{db}	MS	MRMS	MRMS	RMR		MS	MSS	MR	MSS	MRMS (P)	MS	MSS
LRPB Nyala ^{db}	MS	MSS	MR	SVS	RMR	S	RMR	SVS	S		MSS	MSS
LRPB Oryx ^{db}	MSS	S	MSS	MR		RMR#	RMR	SVS	MSS	MSS (P)	S	MSS
LRPB Trojan ^{db}	MSS	MS	MS	MRMS		MR	S	S	MSS	MS (P)	MS	MS

WHEAT

BARLEY

OAT

CANOLA

CHICKPEA

FABA BEAN

FIELD PEA

LENTIL

LUPIN

Continued on next page

Table 10: Wheat disease guide for Western Australia (continued).

Variety	Yellow spot	Nodorum blotch (leaf)	Nodorum blotch (glume)	Stem rust	Stripe rust (west coast resistance)	Leaf rust	Powdery mildew	Septoria tritici blotch	RLN resistance (<i>Pratylenchus neglectus</i>)	RLN resistance (<i>Pratylenchus quasitereoides</i>)	CCN	Crown rot
LRPB Vortex ^{db}	MRMS	MRMS	MS	MRMS	RMR	SVS	MS	MSS (P)	S		MSS	MSS
Mace ^{db}	MRMS	MS	MS	MRMS	RMR	S	MSS	S	MS	MRMS	MRMS	S
Magenta ^{db}	MRMS	MRMS	MSS	MR	MSS	RMR	MRMS	MS	MSS	MSS	S	MSS
Mammoth ^{db}	MRMS	MRMS	MR	MR	MRMS	MRMS	S	MRMS	MSS		MSS	S
Mowhawk ^{db}	MRMS (P)			RMR (P)		MR (P)						
Ninja ^{db}	MRMS	MRMS	MS	S	MS	S	S	MSS	S	S	MS	S
Razor CL Plus ^{db}	MSS	MS	MS	MRMS		S	MSS	SVS	S		MR	S
RGT Accroc ^{db}	MRMS			MRMS	RMR	S	RMR (P)	MRMS	MS		S	SVS
RGT Zanzibar	MS	MR		VS	RMR	SVS	R	MR	S		MSS	S
RockStar ^{db}	MRMS	MRMS	MRMS	MRMS	RMR	S	MSS	S	MRMS	MS	MSS	S
Rottnest ^{db}	MRMS (P)			S (P)	MRMS	VS (P)	SVS (P)					
Scepter ^{db}	MRMS	MRMS	MSS	MRMS	RMR	MSS	S	S	S	MS	MRMS	MSS
Severn ^{db}	MRMS	MR	MR	MRMS	RMR	MR	R	MS (P)	S		MSS (P)	S
Sheriff CL Plus ^{db}	MRMS	MRMS	MRMS	MS		SVS	SVS	S	MRMS	MRMS	MS	S
Shotgun ^{db}	MRMS	MRMS (P)	MSS (P)	MRMS	RMR	MSS	MSS (P)		MS (P)		R (P)	MS (P)
Splendid ^{db}	MRMS (P)			MR (P)	RMR (P)	MSS (P)	SVS (P)					
Sting ^{db}	MRMS	MS	MS	MRMS	MR	SVS	MSS	S	MS	MSS	MS	MSS
Stockade ^{db}	MRMS	MR	MR	MS	RMR	MR	S	MS	S		MRMS	S
Thumper ^{db}	MRMS	MRMS (P)	S (P)	MS	RMR	MSS	S (P)		S	MSS (P)	MS (P)	MS (P)
Tomahawk CL Plus ^{db}	MRMS	MRMS	S	MR	RMR	S	S	MSS (P)	S	MS (P)	MRMS	MSS
Triple 2 ^{db}	MR (P)	RMR (P)	MR (P)	MR (P)	R (P)	MRMS	RMR (P)		R (P)		MS (P)	MRMS (P)
Valiant ^{db} CL Plus	MRMS	MR	MRMS	MRMS	RMR	S	SVS	MRMS	S	MSS	MSS (P)	MSS
Vixen ^{db}	MRMS	MS	MSS	MRMS	MR	SVS	SVS	MSS	MRMS	MSS	MSS	S
Wallaroo ^{db}	MRMS	MR	MR	RMR	RMR	RMR	MSS	MRMS (P)	MS		R	MSS
Willaura ^{db}	MS	MRMS	MRMS	MR	R	MRMS	SVS	MRMS	MSS		MS	S
Yitpi	SVS	MS	MRMS	S	MRMS	MSS	MS	MS	MSS	MS	MR	S
Zen ^{db}	MRMS	MS	MRMS	S (MRMS)	MR	S	S	S	MRMS	MRMS	S	S

Learn more via the [NVT Disease Ratings](#).

R = resistant, MR = moderately resistant, MS = moderately susceptible, S = susceptible, VS = very susceptible,

T = tolerant, MT = moderately tolerant, MI = moderately intolerant, I = intolerant, VI = very intolerant,

(P) = provisional rating, - hyphen indicates a range, / indicates pathotype differences, # warning, may be more susceptible to alternate pathotypes,

^ line contains a few susceptible off types, () show outlier.

WHEAT

BARLEY

OAT

CANOLA

CHICKPEA

FABA BEAN

FIELD PEA

LENTIL

LUPIN

Wheat variety maturity

The wheat-breeding members of Australian Crop Breeders have developed a consistent approach to the description of wheat variety maturity (relative heading date).

Table 11: An industry guide for wheat variety maturity description.

Maturity description	Abbreviation	Quick wheat boundary	Slow wheat boundary
SPRING WHEAT			
Very quick	VQ		Axe ^{db}
Very quick-quick	VQ-Q	> Axe ^{db}	Vixen ^{db}
Quick	Q	> Vixen ^{db}	Corack ^{db} /LRPB Mustang ^{db}
Quick-mid	Q-M	> Corack ^{db} /LRPB Mustang ^{db}	Mace ^{db} /Suntop ^{db}
Mid	M	> Mace ^{db} /Suntop ^{db}	LRPB Reliant ^{db} /Sheriff CL Plus ^{db} /LRPB Trojan ^{db}
Mid-slow	M-S	> LRPB Reliant ^{db} /Sheriff CL Plus ^{db} /LRPB Trojan ^{db}	Yitpi/EGA Gregory ^{db}
Slow	S	> Yitpi/EGA Gregory ^{db}	Sunzell
Slow-very slow	S-VS	> Sunzell	Sunmax ^{db}
Very slow	VS	> Sunmax ^{db}	
WINTER WHEAT			
Quick	Q		Illabo ^{db}
Mid	M	> Illabo ^{db}	RGT Accroc ^{db}
Slow	S	> RGT Accroc ^{db}	

Source: [Australian Crop Breeders Ltd](#)

WHEAT

BARLEY

OAT

CANOLA

CHICKPEA

FABA BEAN

FIELD PEA

LENTIL

LUPIN

Wheat optimum time of sowing – an example for Esperance

To achieve flowering in the ideal window and maximise yield, the optimum time of sowing is based on a combination of variety maturity and environment.

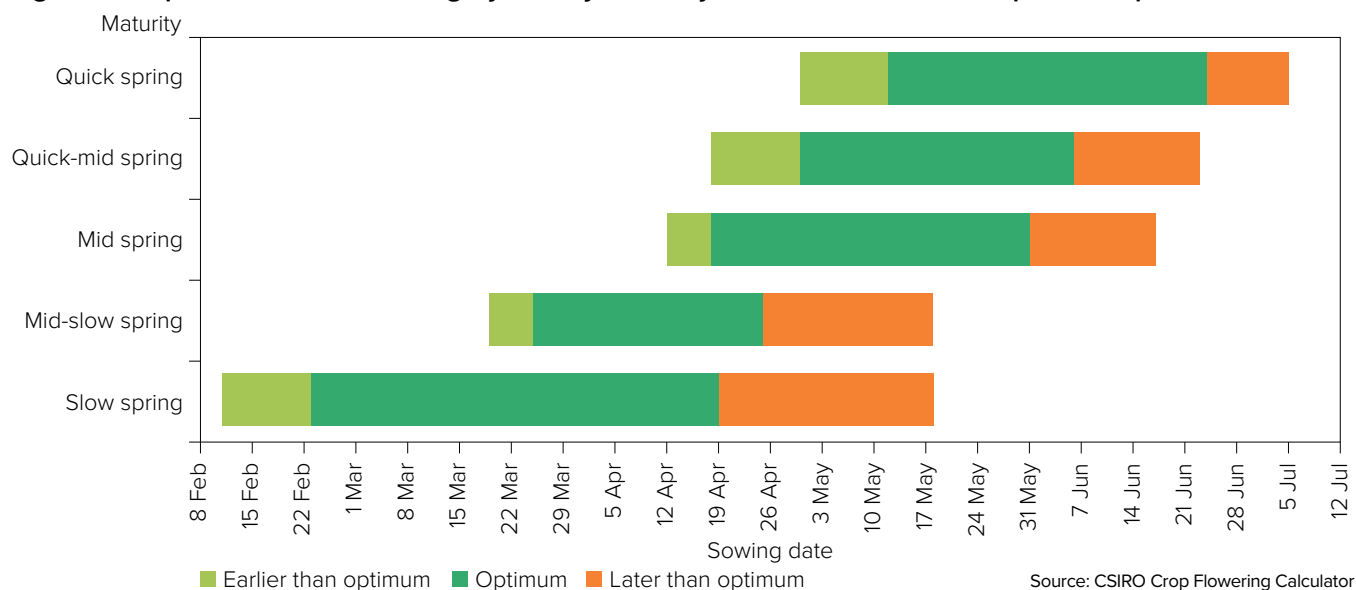
Growers and advisers are encouraged to use the [Crop Flowering Calculator](#) to compare the impact of specific variety selection and sowing date for the ideal flowering window at their own location. The Crop Flowering Calculator is a simple phenology (maturity) model that uses 60 years of local weather data to calculate a range of possible flowering dates for a specific environment for wheat, barley and canola.

The Crop Flowering Calculator helps optimise sowing programs by finding the variety or sowing time that best matches the optimal flowering window for a specific location. Select a location and crop type and then either 'Find a Variety' (to match a fixed sowing date), or find 'When to Sow' (to match a fixed variety).

This time of sowing guide (Figure 13) is automatically generated from the database that underpins the Crop Flowering Calculator. The guide presents the optimal sowing windows for generic varieties for a single location.

The Crop Flowering Calculator integrates the scientific outputs from several GRDC projects and Initiatives (CSP00187, CSP1901-002RTX, UOM1806-001RTX and CSP2206-012RTX) and brings together the diverse aspects of crop phenology (genetics, physiology and agronomy). This tool has been supported by CSIRO in partnership with GRDC through CSP2206-012RTX.

Figure 13: Optimum time of sowing by variety maturity for Gibson as an example for Esperance.



Disclaimer: This Crop Flowering Calculator is a work in progress and is still undergoing development. The results provided have not yet been fully validated and should be interpreted with caution and used at your own discretion.

BARLEY

New barley varieties

The following information is for barley varieties released in the 12 months to the date when the MET analysis was published on NVT online. Please go to nvt.grdc.com.au to find trial results for any new varieties released since the publication of this harvest report.

Variety	Breeding company	Grain classification	End point royalty* (\$)	Comments supplied by breeding company ¹
Bigfoot CL [Ⓓ]	Australian Grain Technologies Pty Ltd	FEED	4.35	Bigfoot CL [Ⓓ] is very similar to popular northern variety Yeti [Ⓓ] but tolerant to Clearfield® Intervix® herbicide. It has good grain size and test weight, having a short stature and lower risk of lodging. It is feed quality only. Bigfoot CL [Ⓓ] has a quick-mid spring maturity.
Granite [Ⓓ] CL	InterGrain Pty Ltd	FEED	3.90	Granite [Ⓓ] CL is a new Clearfield® feed barley for low to medium rainfall barley producing areas across Australia. Granite [Ⓓ] CL provides a significant yield improvement over Rosalind [Ⓓ] with the added benefit of herbicide tolerance. Granite [Ⓓ] CL has a quick-mid spring maturity.
PegasusAX [Ⓓ]	Australian Grain Technologies Pty Ltd	FEED	4.15	PegasusAX [Ⓓ] carries CoAXium herbicide tolerance (Aggressor® AX herbicide) and is a derivative of Rosalind [Ⓓ] , with a similar plant type. It has similar grain size as some other high-yielding feed varieties and is feed quality only. PegasusAX [Ⓓ] has a quick-mid spring maturity.
RGT Atlantis [Ⓓ]	RAGT	Under malt evaluation	4.25	RGT Atlantis [Ⓓ] is a new waterlogging-tolerant barley with high yield potential in the medium to high-rainfall zones. It is bred from RGT Planet [Ⓓ] and has a similar maturity. It is the same plant structure and height as RGT Planet [Ⓓ] . RGT Atlantis [Ⓓ] has a quick-mid spring maturity.
Spinnaker [Ⓓ]	Secobra Recherches	Under malt evaluation	4.00	Spinnaker [Ⓓ] has (Fathom [Ⓓ] x RGT Planet [Ⓓ]) x European malt breeding line heritage. It is two to three days earlier maturing than RGT Planet [Ⓓ] with a May planting and has slightly shorter plant height than RGT Planet [Ⓓ] .

*EPR amount is ex-GST, [Ⓓ]denotes Plant Breeder's Rights apply. ¹All data in the table was provided by breeders. Readers should raise any issues with the displayed data directly with the breeder. Grain classification downloaded from Grains Australia on 14/3/2025.

WHEAT

BARLEY

OAT

CANOLA

CHICKPEA

FABA BEAN

FIELD PEA

LENTIL

LUPIN

Refer to the latest *Crop Sowing Guide* for further information at nvt.grdc.com.au/resources/crop-sowing-guides

Barley variety yield performance – Esperance

Yield results are presented from the top-performing varieties within each NVT location in the region for the past five seasons. Results are presented (as a percentage) for each variety relative to the mean trial yield for the location within each year. Varieties are listed in descending order of average yield over the period.

The Long Term Yield Reporter provides additional information on varieties not listed and can be viewed as a table or chart with error bars. Rainfall is provided for January to March (J–M) and April to October (A–O) and, where relevant, irrigation from April to October.

Table 1: Cascade main season barley.

Year	2020	2021	2022	2023	2024
Mean yield (t/ha)					4.16
PegasusAX ^{db} *					107
Rosalind ^{db}					107
Combat ^{db}					105
Neo ^{db} CL*					104
Maximus ^{db} CL*					104
Beast ^{db}					104
Minotaur ^{db}					103
La Trobe ^{db}	No trial	No trial	No trial	No trial	103
Spartacus CL ^{db} *					102
Bigfoot CL ^{db} *					102
Buff ^{db}					101
Granite ^{db} CL*					101
Compass ^{db}					101
Leabrook ^{db}					101
Fathom ^{db}					101
Sowing date					23 May
Rainfall J–M (mm)					57
Rainfall A–O (mm)					296

Special thanks to 2024 trial cooperator, Scott Welke.

* herbicide-tolerant variety. Learn more via the [NVT Long Term Yield Reporter](#)

Table 2: Gibson main season barley.

Year	2020	2021	2022	2023	2024
Mean yield (t/ha)	5.50	6.14	5.72	2.68	4.45
Neo ^{db} CL*				102	109
Combat ^{db}		105	110	96	105
Cyclops ^{db}	107	106	106	114	105
PegasusAX ^{db} *					105
Granite ^{db} CL*					105
Minotaur ^{db}	109	103	108	102	104
RGT Planet ^{db}	110	107	109	92	100
Spinneraker ^{db}		106	109	94	101
Rosalind ^{db}	103	103	107	107	105
Zena ^{db} CL*		106	108	88	99
Laperouse ^{db}	103	102	102	111	103
Maximus ^{db} CL*	99	99	103	117	105
Fandaga ^{db}			106	92	100
Leabrook ^{db}	100	104	98	108	102
Bigfoot CL ^{db} *					103
Sowing date	12 May	14 May	17 May	21 May	4 Jun
Rainfall J–M (mm)	82	51	44	44	126
Rainfall A–O (mm)	346	510	521	451	279

Special thanks to 2024 trial cooperator, Kogody Farming.

* herbicide-tolerant variety. Learn more via the [NVT Long Term Yield Reporter](#)

Table 3: Mt Madden main season barley.

Year	2020	2021	2022	2023	2024
Mean yield (t/ha)	3.10	4.28	3.97		4.50
Beast ^{db}	121	105	102		109
Leabrook ^{db}	113	107	103		110
Compass ^{db}	113	106	103		110
Bigfoot CL ^{db} *					109
Cyclops ^{db}	119	104	97		109
Titan AX ^{db} *		105	103		112
PegasusAX ^{db} *					97
Combat ^{db}		103	109		105
Neo ^{db} CL*					97
Laperouse ^{db}	115	100	95		106
Granite ^{db} CL*					106
Commodus ^{db} CL*	108	100	99		105
Rosalind ^{db}	109	105	106		93
Maximus ^{db} CL*	122	98	94		99
Minotaur ^{db}	103	100	101		100
Sowing date	13 May	20 May	22 May	3 Jun	8 May
Rainfall J–M (mm)	76	89	37	20	61
Rainfall A–O (mm)	196	338	354	181	189

Special thanks to 2024 trial cooperator, Chidnup Farms.

* herbicide-tolerant variety. Learn more via the [NVT Long Term Yield Reporter](#)

Table 4: Munglinup main season barley.

Year	2020	2021	2022	2023	2024
Mean yield (t/ha)	2.58		4.41	3.29	
Neo ^{db} CL*				107	
Cyclops ^{db}	121		104	112	
Combat ^{db}			118	103	
Minotaur ^{db}	108		109	104	
Laperouse ^{db}	116		99	109	
Maximus ^{db} CL*	116		94	113	
Rosalind ^{db}	102		103	108	
Beast ^{db}	112		94	112	
Leabrook ^{db}	109		99	107	
Titan AX ^{db} *			103	102	
Spinneraker ^{db}			111	97	
RGT Planet ^{db}	93		112	94	
Fandaga ^{db}			109	95	
Zena ^{db} CL*			113	91	
Spartacus CL ^{db} *	108		89	108	
Sowing date	7 May	17 May	17 May	24 May	
Rainfall J–M (mm)	83	68	50	31	
Rainfall A–O (mm)	314	431	584	357	

No 2024 trial cooperator.

* herbicide-tolerant variety. Learn more via the [NVT Long Term Yield Reporter](#)

WHEAT

BARLEY

OAT

CANOLA

CHICKPEA

FABA BEAN

FIELD PEA

LENTIL

LUPIN

Table 5: Salmon Gums main season barley.

Year	2020	2021	2022	2023	2024
Mean yield (t/ha)	1.15		3.60	2.05	3.26
Beast ^{db}	153	Compromised trial	111	124	109
Compass ^{db}	142		104	121	104
Bigfoot CL ^{db*}				119	104
Maximus ^{db} CL*	138		110	106	106
PegasusAX ^{db*}				103	107
Leabrook ^{db}	123		107	120	104
Rosalind ^{db}	133		112	99	108
Combat ^{db}			110	116	109
Cyclops ^{db}	108		109	117	103
Commodus ^{db} CL*	133		101	112	103
La Trobe ^{db}	135		104	102	105
Fathom ^{db}	121		100	113	106
Granite ^{db} CL*					103
Spartacus CL ^{db*}	135		104	99	103
Laperouse ^{db}	110		105	111	102
Sowing date	20 May	25 May	20 May	5 Jun	1 Jun
Rainfall J–M (mm)	92	99	38	40	53
Rainfall A–O (mm)	158	269	299	168	171

Special thanks to 2024 trial cooperator, Digby Graham.

* herbicide-tolerant variety. Learn more via the [NVT Long Term Yield Reporter](#)

Table 6: Scaddan main season barley.

Year	2020	2021	2022	2023	2024
Mean yield (t/ha)	2.10	4.64	4.45	3.34	4.67
Beast ^{db}	129	112	106	113	114
Cyclops ^{db}	119	106	113	111	113
Bigfoot CL ^{db*}				112	115
Leabrook ^{db}	117	110	107	110	111
Compass ^{db}	117	110	101	110	111
Maximus ^{db} CL*	123	103	104	109	113
Granite ^{db} CL*					109
PegasusAX ^{db*}				107	109
Laperouse ^{db}	114	103	108	108	110
Titan AX ^{db*}		107	108	106	104
Rosalind ^{db}	116	106	101	105	107
Combat ^{db}		108	112	102	96
Neo ^{db} CL*				102	103
Commodus ^{db} CL*	112	104	98	105	105
Spartacus CL ^{db*}	114	99	98	104	109
Sowing date	3 Jun	18 May	4 May	22 May	5 Jun
Rainfall J–M (mm)	48	51	44	36	126
Rainfall A–O (mm)	250	510	521	225	279

Special thanks to 2024 trial cooperator, Greg Shipley.

* herbicide-tolerant variety. Learn more via the [NVT Long Term Yield Reporter](#)

WHEAT

BARLEY

OAT

CANOLA

CHICKPEA

FABA BEAN

FIELD PEA

LENTIL

LUPIN

Barley variety quality – Esperance

Grain quality for individual varieties varies from site to site and from year to year. However, long-term and across-site trends highlight varieties that can consistently achieve high protein percentage, high test weight or low grain screenings under a wider range of environments.

The following figures show the grain quality trends as histograms from 2023 and 2024 NVT averaged for trials in the Esperance region. Only the varieties evaluated at every site are included. These are plotted in order of performance, up to a maximum of 20.

Protein and yield comparisons

Figure 1: Protein (%) and yield (t/ha) comparisons for main season barley varieties from four NVT sites in Esperance in 2023.

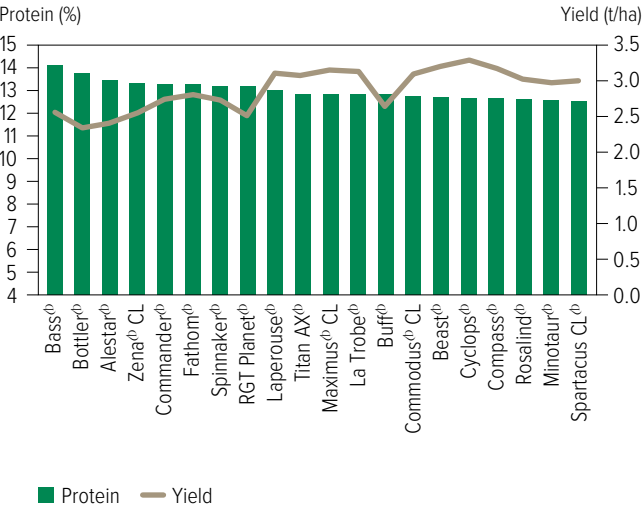
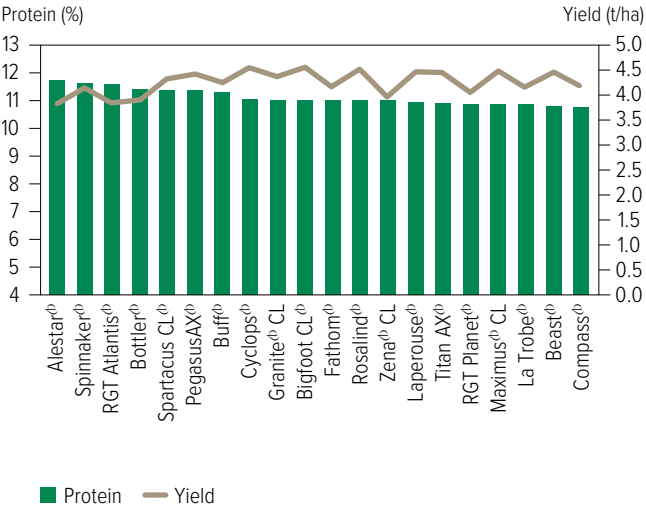


Figure 2: Protein (%) and yield (t/ha) comparisons for main season barley varieties from five NVT sites in Esperance in 2024.



Test weight comparisons

Figure 3: Test weight (kg/hL) comparisons for main season barley varieties from four NVT sites in Esperance in 2023.

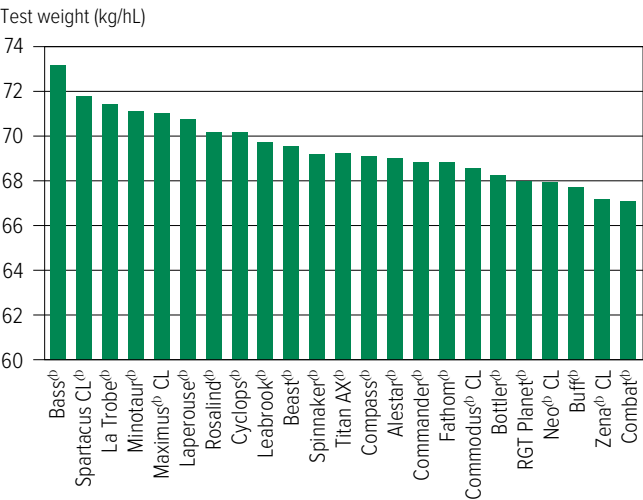
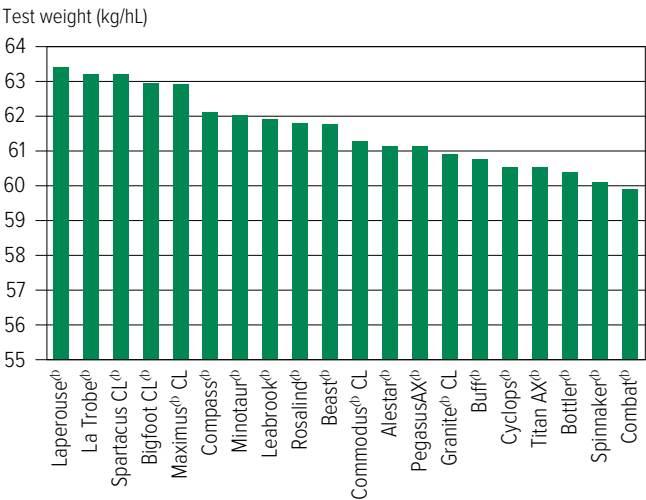


Figure 4: Test weight (kg/hL) comparisons for main season barley varieties from five NVT sites in Esperance in 2024.



Screenings comparisons

Figure 5: Screenings (<2.5mm) comparisons for main season barley varieties from four NVT sites in Esperance in 2023.

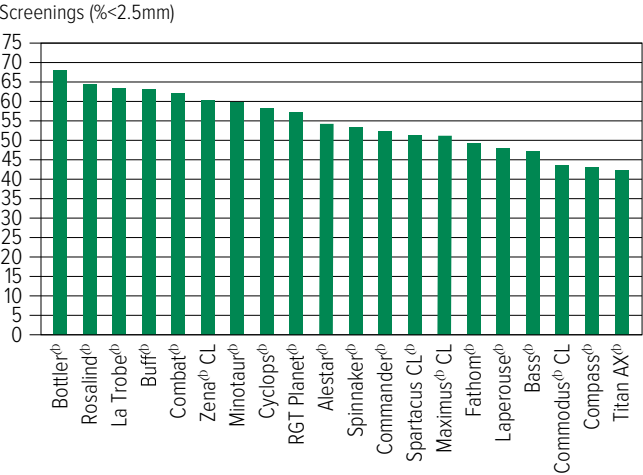
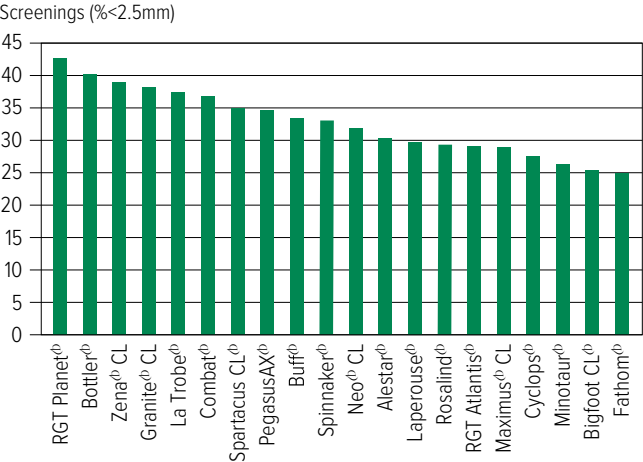


Figure 6: Screenings (<2.5mm) comparisons for main season barley varieties from five NVT sites in Esperance in 2024.



Retention comparisons

Figure 7: Retention (>2.5mm) comparisons for main season barley varieties from four NVT sites in Esperance in 2023.

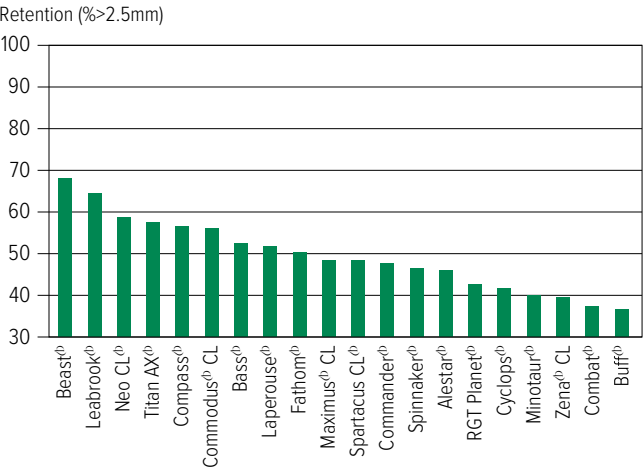
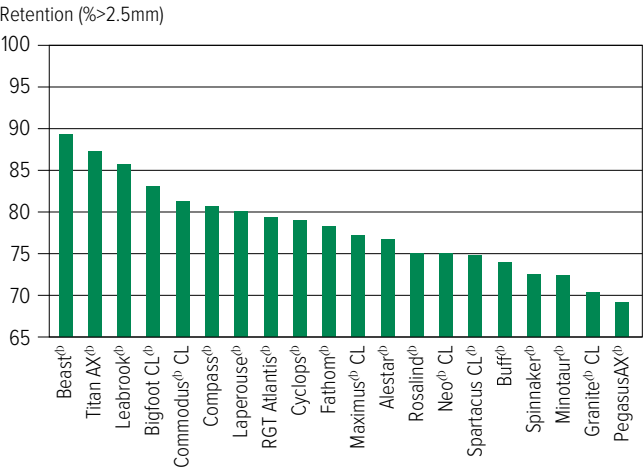


Figure 8: Retention (>2.5mm) comparisons for main season barley varieties from five NVT sites in Esperance in 2024.



Barley variety disease ratings – Western Australia

The following tables contain varietal ratings for the predominant diseases of barley in Western Australia. These ratings are updated annually by crop pathologists and were released in March 2025.

Selected varieties of most relevance to Western Australian growers are listed in alphabetical order and disease ratings are colour-coded to match resistance and tolerance ratings.

Table 7: Barley disease guide for Western Australia.

Variety	Scald	Net form net blotch	Spot form net blotch	Powdery mildew	Leaf rust	Crown rot	Black point	Barley yellow dwarf virus	RLN resistance (<i>Pratylenchus neglectus</i>)	RLN resistance (<i>Pratylenchus quasitereoides</i>)	CCN	Ramularia
Alestar ^{db}	S	MRMS-S	S	RMR	MRMS	S	MRMS	MRMS	MR		R ^a (P)	SVS
Beast ^{db}	S	MRMS-S	S	RMR	S	S	MSS	MS	MRMS	MSS	MR	SVS
Bigfoot CL ^{db}	S (P)	MRMS	MS	RMR	S	MSS (P)	S (P)	MS	MR	MSS (P)	R	SVS
Bottler ^{db}	S	MRMS-MSS	MSS	RMR	MRMS	SVS	MRMS	MRMS-MS	MS			SVS
Buff ^{db}	MSS	MRMS-MSS	S	MSS	SVS	S	MS	MRMS	MRMS	S		SVS
Combat ^{db}	S	MRMS-S	MRMS	R	MS	MSS	MSS	MRMS	MRMS	S (P)	MR	SVS
Commander ^{db}	MS	MRMS-S	MSS	RMR	S	S	MSS	MRMS	MRMS		R	SVS
Commodus ^{db} CL	MSS	MRMS-S	MSS	RMR	SVS	S	MS	MRMS	MRMS	MS	R	SVS
Compass ^{db}	MSS	MRMS-S	MS	R	SVS	MSS	MSS	MS	MRMS	S	R	SVS
Cyclops ^{db}	MRMS	MR-MS	S	R	S	MSS	MSS	MSS	MRMS	MSS	S	SVS
Fandaga ^{db}	S	R-MRMS	MS	RMR	MRMS	MS	MRMS	MS	MR	MS (P)	R	SVS
Fathom ^{db}	MR	MS-S	MR	MR	MRMS	SVS	MSS	MS	MRMS	MSS	R	SVS
Flinders ^{db}	MSS	MR-S	MSS	RMR	MRMS	MSS	MRMS	MRMS	MRMS	MSS (P)	S	SVS
Granite ^{db} CL	MS (P)	R-MRMS (P)	MS (P)	R (P)	S (P)	SVS (P)		MR (P)				SVS (P)
Kiwi	S	MRMS-MS	MSS	RMR	MS	MSS	MS	MRMS	MRMS		S	SVS
La Trobe ^{db}	MR	MRMS-S	MSS	MS	MS	S	MSS	MS	MRMS	S	R	SVS
Laperouse ^{db}	S	MRMS-S	MS	RMR	S	S	MSS	MRMS	MRMS	MS	S	SVS
Leabrook ^{db}	S	MRMS-S	MS	RMR	S	S	MS	MS	MRMS	MS	RMR	SVS
Litmus ^{db}	S	MRMS-S	S	R	S	S	MS	MSS	MS	MSS (P)	MS	SVS
Maximus ^{db} CL	MR	MRMS-S	MSS	RMR/S	S	S	MSS	MRMS	MRMS	S	R	SVS
Minotaur ^{db}	VS	MRMS-MS	S	S	S	MSS	MRMS	MS	MRMS	MS	R	SVS
Neo ^{db} CL	MRMS	MRMS-MSS	MRMS	R (P)	MS	VS (P)	MRMS (P)	MRMS	MR	S (P)	R	SVS
Newton	MR	MRMS	MS	R	MR	MSS (P)	MRMS (P)	MS	MRMS		MSS	S
PegasusAX ^{db}	MS	MRMS	MSS	MS	MR	MSS (P)	MSS (P)	MS	MR	MSS (P)	R	SVS
RGT Atlantis ^{db}	MR	MS	MSS	R	MRMS	SVS (P)	MRMS (P)	MRMS	MR	S (P)	R	SVS
RGT Planet ^{db}	MR	MRMS-SVS	S	R	MRMS	MSS	MRMS	MRMS	MRMS	MS	R	SVS
Rosalind ^{db}	MSS	MR-S	S	MSS	MR	S	MS	MRMS	MRMS	MSS	R	SVS
Scope CL ^{db}	MS	MRMS-MSS	MSS	RMR	MS	S	MS	MRMS	MRMS	MRMS	S	SVS
Spartacus CL ^{db}	MR	MRMS-S	SVS	MS	MS	S	MSS	MSS	MRMS	MSS	R	SVS
Spinnaker ^{db}	MRMS	MRMS-S	S	R	MS	MSS	MRMS	MRMS	MR	MS (P)	S	SVS
Titan AX ^{db}	S	MRMS-S	MS	RMR	S	MSS	MSS	MS	MR	MS (P)	MR (P)	SVS
Urambie	MR	MRMS	MS	MRMS-MSS	MSS	MSS	MRMS	MRMS	MRMS			SVS
Westminster ^{db}	MRMS	MRMS-MSS	MSS	RMR	MRMS	MSS	MRMS	MRMS	MRMS			SVS
Yeti ^{db}	S	MR-S	MSS	MR	S	S	MSS	MS	MR		RMR	SVS
Zena ^{db} CL	MR	MRMS-S	S	R	MRMS	S	MRMS (P)	MRMS	MRMS	MS (P)	R	SVS

Learn more via the [NVT Disease Ratings](#).

R = resistant, MR = moderately resistant, MS = moderately susceptible, S = susceptible, VS = very susceptible,

T = tolerant, MT = moderately tolerant, MI = moderately intolerant, I = intolerant, VI = very intolerant,

(P) = provisional rating, - hyphen indicates a range, / indicates pathotype differences, # warning, may be more susceptible to alternate pathotypes,

^a line contains a few susceptible off types, () show outlier.

WHEAT

BARLEY

OAT

CANOLA

CHICKPEA

FABA BEAN

FIELD PEA

LENTIL

LUPIN

OAT

New oat varieties

The following information is for oat varieties released in the 12 months to the date when the MET analysis was published on NVT online. Please go to nvt.grdc.com.au to find trial results for any new varieties released since the publication of this harvest report.

Variety	Breeding company	End point royalty* (\$)	Comments supplied by breeding company ¹
Goldie ^{db}	InterGrain Pty Ltd	3.50	Goldie ^{db} is a new high-yielding milling oat and is suited to all oat growing regions of southern NSW, Victoria, SA and WA. Goldie ^{db} is a mid-spring maturing oat and is well suited for the second week of April to mid-May sowing window. Goldie ^{db} has a medium-tall plant height and has excellent panicle emergence. It has good test weight and low screenings. Along with excellent grain yield and quality attributes, early hay yield and quality data looks promising for export hay. Goldie ^{db} has a mid-spring maturity.
Minnie ^{db}	InterGrain Pty Ltd	3.50	Minnie ^{db} provides excellent yield potential for medium to high rainfall oat growing regions of southern NSW, Victoria, SA and WA. Its short-medium plant height allows improved lodging and harvestability in higher yielding situations. Minnie ^{db} has a mid-slow spring maturity.

*EPR amount is ex-GST, ^{db}denotes Plant Breeder's Rights apply. ¹All data in the table was provided by breeders. Readers should raise any issues with the displayed data directly with the breeder.

WHEAT

BARLEY

OAT

CANOLA

CHICKPEA

FABA BEAN

FIELD PEA

LENTIL

LUPIN

Refer to the latest *Crop Sowing Guide* for further information at nvt.grdc.com.au/resources/crop-sowing-guides

Oat variety yield performance – Esperance

Yield results are presented from the top-performing varieties within each NVT location in the region for the past five seasons. Results are presented (as a percentage) for each variety relative to the mean trial yield for the location within each year. Varieties are listed in descending order of average yield over the period. The Long Term Yield Reporter provides additional information on varieties not listed and can be viewed as a table or chart with error bars. Rainfall is provided for January to March (J–M) and April to October (A–O) and, where relevant, irrigation from April to October.

Table 1: Gibson oat.					
Year	2020	2021	2022	2023	2024
Mean yield (t/ha)	3.55	4.84	5.37	2.00	
Archer ^{db} *				106	No trial
Koala ^{db}	124	111	116	83	
Goldie ^{db}		114	110	108	
Wallaby ^{db}				70	
Bannister ^{db}	117	110	111	94	
Kojonup ^{db}	124	105	111	87	
Williams ^{db}	122	103	107	99	
Minnie ^{db}			108	101	
Wandering	109	109	106	106	
Bilby ^{db}	110	105	102	116	
Sowing date	12 May	14 May	17 May	21 May	
Rainfall J–M (mm)	82	51	44	44	
Rainfall A–O (mm)	346	510	521	451	

No 2024 trial cooperator.
* herbicide-tolerant variety. Learn more via the [NVT Long Term Yield Reporter](#)

Table 2: Holt Rock oat.					
Year	2020	2021	2022	2023	2024
Mean yield (t/ha)	2.92	1.99	5.42	2.55	3.68
Goldie ^{db}		106	108	113	109
Wandering	111	104	106	110	107
Minnie ^{db}			103	107	104
Bannister ^{db}	108	104	112	102	97
Archer ^{db} *				98	103
Bilby ^{db}	106	102	97	108	113
Koala ^{db}	106	104	119	95	87
Williams ^{db}	99	102	108	98	98
Kojonup ^{db}	96	100	108	87	88
Wallaby ^{db}				79	76
Sowing date	4 May	21 May	27 Apr	7 May	4 Jun
Rainfall J–M (mm)	75	98	100	13	128
Rainfall A–O (mm)	155	287	331	185	191

Special thanks to 2024 trial cooperator, Gavin and Hayley Hill.
* herbicide-tolerant variety. Learn more via the [NVT Long Term Yield Reporter](#)

WHEAT

BARLEY

OAT

CANOLA

CHICKPEA

FABA BEAN

FIELD PEA

LENTIL

LUPIN

Oat variety disease ratings – Western Australia

The following tables contain varietal ratings for the predominant diseases of oat in Western Australia. These ratings are updated annually by crop pathologists and were released in March 2025.

Selected varieties of most relevance to Western Australian growers are listed in alphabetical order and disease ratings are colour-coded to match resistance and tolerance ratings.

Table 3: Oat disease guide for Western Australia.

Variety	Septoria blotch	Leaf rust (crown rust)	Stem rust	Barley yellow dwarf virus (BYDV)	Bacterial blight	RLN resistance (<i>Pratylenchus neglectus</i>)	CCN
Archer ^{db}	MSS	MR	MSS	MSS	MSS	MS (P)	VS
Bannister ^{db}	MSS	RMR	MS	MSS	S	MS	MRMS
Bilby ^{db}	S	MR	SVS	S	SVS	MS (P)	VS
Brusher	MSS	MR	S	S	SVS	MS (P)	MR
Carrolup	S	VS	MSS	SVS	MSS	MR	VS
Durack ^{db}	S	MSS	S	S	S	MRMS	MRMS
Echidna	SVS	SVS	S	MSS	S	MS (P)	MRMS
Goldie ^{db}	MSS	RMR	MSS	MS	MSS	MS (P)	MR
Kingbale ^{db}	MS	SVS	MSS	MS	MSS	MRMS	R
Koala ^{db}	MSS	MR	MRMS	MSS	S	MRMS	R
Kojonup ^{db}	S	SVS	MSS	MSS	SVS	MS (P)	VS
Kowari ^{db}	S	MR	S	S	S	MS (P)	S
Kultarr ^{db}	MS	MR	SVS	MSS	MSS	MS (P)	MRMS
Minnie ^{db}	S	RMR	MSS	S	S	MS (P)	RMR
Mitika ^{db}	SVS	MSS	S	SVS	S	MS (P)	VS
Mulgara ^{db}	S/MS	MR	MR	MSS	MSS	MS (P)	R
Tungoo ^{db}	MRMS#	MR	MRMS	MSS	MSS	MS (P)	MR
Wallaby ^{db}	MSS	MR	MRMS	MSS	MSS	MS	MR
Wandering	S	VS	SVS	S	S	MS (P)	VS
Williams ^{db}	MSS	MR	MSS	MSS	MSS	MRMS	VS
Wintaroo	MS#	S	MS	MS	MSS	MS (P)	R
Yallara ^{db}	MSS	RMR	S	MSS	S	MR	R

Learn more via the [NVT Disease Ratings](#).

R = resistant, MR = moderately resistant, MS = moderately susceptible, S = susceptible, VS = very susceptible, T = tolerant, MT = moderately tolerant, MI = moderately intolerant, I = intolerant, VI = very intolerant, (P) = provisional rating, - hyphen indicates a range, / indicates pathotype differences, # warning, may be more susceptible to alternate pathotypes,

^{db} line contains a few susceptible off types, () show outlier.

WHEAT

BARLEY

OAT

CANOLA

CHICKPEA

FABA BEAN

FIELD PEA

LENTIL

LUPIN

CANOLA

New canola varieties

The following information is for canola varieties released in the 12 months to the date when the MET analysis was published on NVT online. Please go to nvt.grdc.com.au to find trial results for any new varieties released since the publication of this harvest report.

Variety	Breeding company	End point royalty* (\$)	Comments supplied by breeding company ¹
DG Buller G	Nutrien Ag Solutions Ltd	N/A	DG Buller G will be available to growers in 2025. It is a 5 series, Optimum GLY® hybrid. DG Buller G is medium height with good standability. It has good oil content.
InVigor® LR 3540P	BASF Australia Ltd	N/A	InVigor® LR 3540P is an early maturing hybrid with PodGuard®. InVigor® LR 3540P contains dual herbicide tolerance to Liberty® and Truflex®. InVigor® LR 3540P combines the flexibility of PodGuard® and dual herbicide tolerance with early maturity. InVigor® LR 3540P is suited to lower-rainfall and shorter-season areas.
InVigor® LR 5040P	BASF Australia Ltd	N/A	InVigor® LR5040P is a mid-season hybrid with PodGuard®. InVigor® LR5040P contains dual herbicide tolerance to Liberty® and Truflex®. InVigor® LR5040P combines the flexibility of PodGuard® and dual herbicide tolerance with high yield and oil results. InVigor® LR5040P is suited to mid-season growing regions.
Monola® H524TT	Nuseed Pty Ltd	N/A	Monola® H524TT is an early-mid maturing Monola® TT hybrid with excellent early vigour. It is Nuseed's second Monola® TT hybrid with improved yield and oil profile. It has demonstrated competitive yield and oil content to commercial canola TT hybrids during trials and exhibits strong early vigour and good early biomass. Suited to medium to slow canola growing regions, Monola® H524TT demonstrates good harvestability. Limited commercial release in 2024.
Nuseed® Griffon TTI	Nuseed Pty Ltd	N/A	Nuseed® Griffon TTI is Nuseed's first dual-herbicide hybrid canola, with triazine and IMI tolerance for flexible, effective crop protection. It is an early-mid maturing variety ideal for target yield environments of 0.5 to 3t/ha, which ensures fast pod development to safeguard yield. Commercial release in 2025. Rapid pod development for higher yields and a shorter growing season.
Pioneer® PY323G	Pioneer	N/A	Pioneer® PY323G (coded AA1421G) is an early maturing Optimum GLY® hybrid variety. Suited to early and early-mid season growing regions, it is medium in height. First tested in NVT 2023. Marketed by Pioneer Seeds.
Pioneer® PY327C	Pioneer	N/A	Pioneer® PY327C (coded AA0424I) is an early maturing Clearfield® hybrid suited to medium to high rainfall zones. It has mid-fast phenology and a medium-tall plant height. First tested in NVT 2023. Marketed by Pioneer Seeds.
Pioneer® PY422G	Pioneer	N/A	Pioneer® PY422G (coded AA1418G) is an early-mid maturing Optimum GLY® hybrid suited to early-mid and mid-season growing regions with medium height. First tested in NVT 2023. Marketed by Pioneer Seeds.

Continued on next page

WHEAT

BARLEY

OAT

CANOLA

CHICKPEA

FABA BEAN

FIELD PEA

LENTIL

LUPIN

Refer to the latest *Crop Sowing Guide* for further information at nvt.grdc.com.au/resources/crop-sowing-guides

Variety	Breeding company	End point royalty* (\$)	Comments supplied by breeding company ¹
Pioneer® PY424GC	Pioneer	N/A	Pioneer® PY424GC (coded WW1958W) is an early-mid maturing combination Optimum GLY® and Clearfield® hybrid suited to early and early-mid season growing regions. It has medium height. First tested in NVT 2023. Marketed by Pioneer Seeds.
Pioneer® PY428R	Pioneer	N/A	Pioneer® PY428R (coded D257-18) is an early-mid maturing Roundup Ready® hybrid suited to early and early-mid season growing regions and is medium in height. First tested in NVT 2023. Marketed by Pioneer Seeds.
Pioneer® PY429T	Pioneer	N/A	Pioneer® PY429T (coded AA902T) is a widely adapted early-mid maturing triazine-tolerant hybrid. Best suited to medium to medium-high rainfall zones. Medium plant height. First tested in NVT 2023. Marketed by Pioneer Seeds.
Pioneer® PY432T	Pioneer	N/A	Variety description not supplied.
Pioneer® PY525G	Pioneer	N/A	Pioneer® PY525G (coded AA1409G) is a mid-maturing Optimum GLY® hybrid variety suited to mid-season growing regions with medium-tall height. First tested in NVT 2023. Marketed by Pioneer Seeds.

*EPR amount is ex-GST, ⁰denotes Plant Breeder's Rights apply. ¹All data in the table was provided by breeders. Readers should raise any issues with the displayed data directly with the breeder.

WHEAT

BARLEY

OAT

CANOLA

CHICKPEA

FABA BEAN

FIELD PEA

LENTIL

LUPIN

Canola variety yield performance – Esperance

Yield results are presented from the top-performing varieties within each NVT location in the region for the past five seasons. Results are presented (as a percentage) for each variety relative to the mean trial yield for the location within each year. Varieties are listed in descending order of average yield over the period.

The Long Term Yield Reporter provides additional information on varieties not listed and can be viewed as a table or chart with error bars. Rainfall is provided for January to March (J–M) and April to October (A–O) and, where relevant, irrigation from April to October.

Table 1: Cascade med-high rainfall GLY.

Year	2020	2021	2022	2023	2024
Mean yield (t/ha)					2.68
Nuseed® Hunter TF	No trial	No trial	No trial	No trial	111
InVigor® LR 4540P					111
InVigor® LR 5040P					110
Nuseed® Eagle TF					109
InVigor® R 4520P					108
DG Buller G					106
Pioneer® 44Y27 RR					105
Nuseed® Raptor TF					104
Pioneer® PY424GC					103
Pioneer® PY323G					103
Sowing date					30 Apr
Rainfall J–M (mm)					57
Rainfall A–O (mm)					296

Special thanks to 2024 trial cooperator, Scott Welke.

Yield performance of 'stacked' varieties with tolerances to multiple herbicide systems should not be compared to varieties in trials where the variety has not specifically been tested, even for the same location. The following varieties were included in this trial, but have not been tested in other herbicide trials at this location: Hyola® Regiment XC, Pioneer® PY424GC.

Learn more via the [NVT Long Term Yield Reporter](#)

Table 2: Gibson med-high rainfall GLY.

Year	2020	2021	2022	2023	2024
Mean yield (t/ha)	2.97	3.32			
Pioneer® 45Y28 RR	106	113	Compromised trial	Trial failed	Compromised trial
Nuseed® Eagle TF		113			
Nuseed® Condor TF	107	111			
Hyola® Regiment XC		109			
Nuseed® Raptor TF	103	106			
DG Drummond TF		106			
Pioneer® 44Y30 RR	105	100			
InVigor® R 4520P	107	98			
DG Hotham TF		102			
Hyola® Garrison XC	95	99			
Sowing date	22 Apr	3 May	30 Apr	28 Apr	2 May
Rainfall J–M (mm)	82	51	44	44	126
Rainfall A–O (mm)	346	510	521	451	279

Special thanks to 2024 trial cooperator, Christian Seimer.

Yield performance of 'stacked' varieties with tolerances to multiple herbicide systems should not be compared to varieties in trials where the variety has not specifically been tested, even for the same location. The following varieties were included in this trial, but have not been tested in other herbicide trials at this location: Hyola® Regiment XC.

Learn more via the [NVT Long Term Yield Reporter](#)

Table 3: Grass Patch med-high rainfall GLY.

Year	2020	2021	2022	2023	2024
Mean yield (t/ha)					1.46
Nuseed® Emu TF	No trial	No trial	No trial	No trial	125
InVigor® LR 4540P					121
Nuseed® Hunter TF					118
Pioneer® 44Y27 RR					115
InVigor® LR 5040P					112
Pioneer® PY424GC					111
InVigor® R 4520P					111
Pioneer® PY323G					110
Nuseed® Raptor TF					105
Hyola® Regiment XC					103
Sowing date					11 May
Rainfall J–M (mm)					53
Rainfall A–O (mm)					171

Special thanks to 2024 trial cooperator, Sam Defrenne.

Yield performance of 'stacked' varieties with tolerances to multiple herbicide systems should not be compared to varieties in trials where the variety has not specifically been tested, even for the same location. The following varieties were included in this trial, but have not been tested in other herbicide trials at this location: Hyola® Regiment XC, Pioneer® PY424GC.

Learn more via the [NVT Long Term Yield Reporter](#)

Table 4: Munglinup med-high rainfall GLY.

Year	2020	2021	2022	2023	2024
Mean yield (t/ha)	3.13	2.78		2.22	
Pioneer® PY428R			Trial failed	107	No trial
Nuseed® Hunter TF				107	
InVigor® LR 4540P				107	
InVigor® LR 5040P				106	
Pioneer® 45Y28 RR	108	103		104	
Pioneer® 44Y30 RR	101	110		105	
InVigor® R 4520P	101	109		105	
Nuseed® Eagle TF		102		103	
Nuseed® Raptor TF	103	102		103	
Hyola® Regiment XC		98		101	
Sowing date	30 Apr	23 Apr	28 Apr	30 Apr	
Rainfall J–M (mm)	83	68	50	31	
Rainfall A–O (mm)	314	431	584	357	

No 2024 trial cooperator.

Learn more via the [NVT Long Term Yield Reporter](#)

WHEAT

BARLEY

OAT

CANOLA

CHICKPEA

FABA BEAN

FIELD PEA

LENTIL

LUPIN

Table 5: Scaddan med-high rainfall GLY.

Year	2020	2021	2022	2023	2024
Mean yield (t/ha)	2.64	2.86	2.77	1.63	
InVigor® LR 4540P			105	113	No trial
Nuseed® Hunter TF			105	111	
InVigor® LR 5040P			106	109	
Pioneer® 44Y30 RR		103	105	107	
InVigor® R 4520P	103	104	105	108	
Pioneer® 44Y27 RR	105	102	102	108	
Pioneer® 45Y28 RR				100	
Pioneer® PY323G				105	
Pioneer® PY424GC				106	
Nuseed® Emu TF			98	113	
Sowing date	23 Apr	26 Apr	14 Apr	25 Apr	
Rainfall J–M (mm)	48	51	27	36	
Rainfall A–O (mm)	250	510	322	225	

No 2024 trial cooperator.

Learn more via the [NVT Long Term Yield Reporter](#)

Table 6: Mt Madden low-med rainfall GLY.

Year	2020	2021	2022	2023	2024
Mean yield (t/ha)					
	No trial	No trial	No trial	No trial	Compromised trial
Sowing date					7 May
Rainfall J–M (mm)					61
Rainfall A–O (mm)					189

Special thanks to 2024 trial cooperator, Chidnup Farms.

Yield performance of 'stacked' varieties with tolerances to multiple herbicide systems should not be compared to varieties in trials where the variety has not specifically been tested, even for the same location. The following varieties were included in this trial, but have not been tested in other herbicide trials at this location: Hyola® Regiment XC, Pioneer® PY424GC.

Table 7: Gibson med-high rainfall IML.

Year	2020	2021	2022	2023	2024
Mean yield (t/ha)	3.07	3.28			
Pioneer® 45Y95 CL		121	Compromised trial	Trial failed	Compromised trial
Pioneer® 44Y94 CL	114	114			
Pioneer® 45Y93 CL	108	116			
Hyola® Solstice CL		110			
Pioneer® 44Y90 CL	105				
Pioneer® 43Y92 CL	104				
Hyola® Equinox CL	101	100			
Pioneer® 45Y91 CL	99				
VICTORY® V75-03CL	93	96			
VICTORY® V7002CL	86				
Sowing date	22 Apr	3 May	30 Apr	28 Apr	2 May
Rainfall J–M (mm)	82	51	44	44	126
Rainfall A–O (mm)	346	510	521	451	279

Special thanks to 2024 trial cooperator, Christian Seimer.

Learn more via the [NVT Long Term Yield Reporter](#)

Table 8: Cascade med-high rainfall TT.

Year	2020	2021	2022	2023	2024
Mean yield (t/ha)					
	No trial	No trial	No trial	No trial	Compromised trial
Sowing date					30 Apr
Rainfall J–M (mm)					57
Rainfall A–O (mm)					296

Special thanks to 2024 trial cooperator, Scott Welke.

Yield performance of 'stacked' varieties with tolerances to multiple herbicide systems should not be compared to varieties in trials where the variety has not specifically been tested, even for the same location. The following varieties were included in this trial, but have not been tested in other herbicide trials at this location: Hyola® Defender CT, Nuseed® Griffon TTI, Pioneer® PY520TC.

WHEAT

BARLEY

OAT

CANOLA

CHICKPEA

FABA BEAN

FIELD PEA

LENTIL

LUPIN

Table 9: Gibson med-high rainfall TT.

Year	2020	2021	2022	2023	2024
Mean yield (t/ha)	2.94	3.26			
HyTTec® Trifecta	113	119	Compromised trial	Trial failed	Compromised trial
Hyola® Blazer TT	112	116			
Pioneer® PY520TC		115			
HyTTec® Trophy	110	110			
SF Dynatron TT®		106			
DG Bidgee TT ^Φ		112			
InVigor® T 4511		104			
SF Ignite TT	100	107			
InVigor® T 6010	101	106			
RGT Capacity TT		103			
Sowing date	22 Apr	3 May	30 Apr	28 Apr	2 May
Rainfall J–M (mm)	82	51	44	44	126
Rainfall A–O (mm)	346	510	521	451	279

Special thanks to 2024 trial cooperator, Christian Seimer.

Yield performance of 'stacked' varieties with tolerances to multiple herbicide systems should not be compared to varieties in trials where the variety has not specifically been tested, even for the same location. The following varieties were included in this trial, but have not been tested in other herbicide trials at this location: Hyola® Defender CT, Nuseed® Griffon TTI, Pioneer® PY520TC.

Learn more via the [NVT Long Term Yield Reporter](#)

Table 10: Grass Patch med-high rainfall TT.

Year	2020	2021	2022	2023	2024
Mean yield (t/ha)					1.29
HyTTec® Trident	No trial	No trial	No trial	No trial	124
HyTTec® Velocity					122
Nuseed® Griffon TTI					113
HyTTec® Trophy					112
InVigor® LT 4530P					110
SF Dynatron TT®					109
InVigor® T 4511					109
HyTTec® Trifecta					104
Pioneer® PY520TC					103
Hyola® Blazer TT					103
Sowing date					11 May
Rainfall J–M (mm)					53
Rainfall A–O (mm)					171

Special thanks to 2024 trial cooperator, Sam Defrenne.

Yield performance of 'stacked' varieties with tolerances to multiple herbicide systems should not be compared to varieties in trials where the variety has not specifically been tested, even for the same location. The following varieties were included in this trial, but have not been tested in other herbicide trials at this location: Hyola® Defender CT, Nuseed® Griffon TTI, Pioneer® PY520TC.

Learn more via the [NVT Long Term Yield Reporter](#)

Table 11: Munglinup med-high rainfall TT.

Year	2020	2021	2022	2023	2024
Mean yield (t/ha)	2.85	2.44	2.66	1.98	
Pioneer® PY429T				112	No trial
HyTTec® Trifecta	114	109	109	109	
Hyola® Blazer TT	112	113	106	110	
Pioneer® PY520TC		111	104	109	
HyTTec® Trophy	108	112	106	109	
SF Dynatron TT®		113	102	108	
Hyola® Defender CT			100	107	
RGT Baseline® TT		101	104	103	
InVigor® T 4511		106	104	104	
InVigor® T 4510	101	109	101	105	
Sowing date	30 Apr	23 Apr	28 Apr	30 Apr	
Rainfall J–M (mm)	83	68	50	31	
Rainfall A–O (mm)	314	431	584	357	

No 2024 trial cooperator.

Learn more via the [NVT Long Term Yield Reporter](#)

Table 12: Scaddan med-high rainfall TT.

Year	2020	2021	2022	2023	2024
Mean yield (t/ha)	2.41	2.72	2.50	1.49	
Pioneer® PY429T				107	No trial
HyTTec® Trident	113	103	105	113	
HyTTec® Trophy	110	104	107	108	
HyTTec® Trifecta			108	104	
Hyola® Blazer TT	109	105	110	102	
Pioneer® PY520TC				102	
SF Dynatron TT®	107	104	108	105	
HyTTec® Velocity			102	114	
Hyola® Defender CT			109	99	
Nuseed® Griffon TTI				107	
Sowing date	23 Apr	26 Apr	14 Apr	25 Apr	
Rainfall J–M (mm)	48	51	27	36	
Rainfall A–O (mm)	250	510	322	225	

No 2024 trial cooperator.

Learn more via the [NVT Long Term Yield Reporter](#)

WHEAT

BARLEY

OAT

CANOLA

CHICKPEA

FABA BEAN

FIELD PEA

LENTIL

LUPIN

Table 13: Mt Madden low-med rainfall TT.					
Year	2020	2021	2022	2023	2024
Mean yield (t/ha)		1.91	3.18		
HyTTec® Velocity	Trial failed		104	Trial failed	Compromised trial
HyTTec® Trident		131	109		
Hyola® Blazer TT			116		
SF Dynatron TT®			112		
HyTTec® Trophy			110		
Hyola® Defender CT			112		
InVigor® T 4510		114	105		
InVigor® LT 4530P			109		
RGT Capacity TT			100		
Renegade TT [Ⓛ]		105	106		
Sowing date	1 May	23 Apr	19 Apr	6 May	7 May
Rainfall J–M (mm)	76	89	37	20	61
Rainfall A–O (mm)	196	338	354	181	189

Special thanks to 2024 trial cooperator, Chidnup Farms.
Yield performance of 'stacked' varieties with tolerances to multiple herbicide systems should not be compared to varieties in trials where the variety has not specifically been tested, even for the same location. The following varieties were included in this trial, but have not been tested in other herbicide trials at this location: Hyola® Defender CT, Nuseed® Griffon TT1.
Learn more via the [NVT Long Term Yield Reporter](#)

WHEAT

BARLEY

OAT

CANOLA

CHICKPEA

FABA BEAN

FIELD PEA

LENTIL

LUPIN

Australian canola variety disease ratings

The following table contains varietal ratings for blackleg disease of canola.

These ratings are updated twice a year by crop pathologists and were released in autumn 2025.

Table 14: Canola disease guide – autumn 2025 ratings and resistance groups.

Variety	2025 autumn blackleg rating			2025 upper canopy infection blackleg rating	Type	Major gene resistance group of cultivar
	Bare	Fluopyram (e.g. ILeVo®)	Pydiflumetofen (e.g. Saltro®)			
CONVENTIONAL VARIETIES						
Outlaw [Ⓢ]	RMR	R	R	MR-UCI	Open pollinated	A
Nuseed® Diamond	RMR	R	R	MR-UCI	Hybrid	ABF
Nuseed® Quartz	MR			MR-UCI	Hybrid	ABD
TRIAZINE-TOLERANT VARIETIES						
Pioneer® PY429T	R		R	R-UCI	Hybrid, Triazine	ABH
HyTTec® Trifecta	R			MR-UCI	Hybrid, Triazine	ABD
DG Bidgee TT [Ⓢ]	R	R	R	R-UCI	Open pollinated, Triazine	H
HyTTec® Trident	R			MR-UCI	Hybrid, Triazine	AD
HyTTec® Trophy	R	R	R	MR-UCI	Hybrid, Triazine	AD
DG Torrens TT [Ⓢ]	RMR			R-UCI	Open pollinated, Triazine	H
Monola® H524TT	RMR			MR-UCI	High stability oil, hybrid, Triazine	AD
Hyola® Blazer TT	RMR		R	MR-UCI	Hybrid, Triazine	ADF
Monola® H421TT	RMR			MR-UCI	High stability oil, hybrid, Triazine	BC
InVigor® T 4511	RMR	R		MR-UCI	Hybrid, Triazine	Unknown
ATR-Bluefin [Ⓢ]	RMR			MR-UCI	Open pollinated, Triazine	AB
Renegade TT [Ⓢ]	MR	R	R	MR-UCI	Open pollinated, Triazine	A
SF Spark™ TT	MR	R	R	MR-UCI	Hybrid, Triazine	ABDS
HyTTec® Velocity	MR			MR-UCI	Hybrid, Triazine	AB
Monola® 422TT	MR			MR-UCI	High stability oil, open pollinated, Triazine	BC
DG Avon TT [Ⓢ]	MR		R	MR-UCI	Open pollinated, Triazine	AC
SF Dynatron™ TT	MRMS	R	R	MRMS-UCI	Hybrid, Triazine	BC
ATR-Swordfish [Ⓢ]	MRMS			MRMS-UCI	Open pollinated, Triazine	AB
RGT Baseline™ TT	MRMS	RMR	R	MRMS-UCI	Hybrid, Triazine	B
Bandit TT [Ⓢ]	MRMS	RMR	R	MRMS-UCI	Open pollinated, Triazine	A
RGT Capacity™ TT	MRMS	RMR	R	MRMS-UCI	Hybrid, Triazine	B
ATR-Bonito [Ⓢ]	MS	MR	RMR	MS-UCI	Open pollinated, Triazine	A
IMIDAZOLINONE-TOLERANT VARIETIES						
Captain CL	R			R-UCI	Winter, hybrid, Clearfield®	AH
Hyola® Solstice CL	R		R	R-UCI	Hybrid, Clearfield®	ADFH
Hyola® Feast CL	R		R	R-UCI	Winter, hybrid, Clearfield®	H
Phoenix CL	R			MR-UCI	Winter, hybrid, Clearfield®	B
Hyola® 970CL	R		R	R-UCI	Winter, hybrid, Clearfield®	H
RGT Nizza™ CL	R			MR-UCI	Winter, hybrid, Clearfield®	B
Pioneer® PN526C	R		R	MR-UCI	High stability oil, hybrid, Clearfield®	ABD
Pioneer® PY327C	R		R	MR-UCI	Hybrid, Clearfield®	AB
RGT Clavier™ CL	R			R-UCI	Winter, hybrid, Clearfield®	ACH
Pioneer® 45Y95 CL	RMR			MR-UCI	Hybrid, Clearfield®	C
Pioneer® PY421C	RMR		R	MR-UCI	Hybrid, Clearfield®	A
Nuseed® Ceres IMI	RMR			MR-UCI	Hybrid, Imidazolinone	AD
Pioneer® 43Y92 CL	RMR	R	R	MR-UCI	Hybrid, Clearfield®	B
VICTORY® V75-03CL	RMR	R		MR-UCI	High stability oil, hybrid, Clearfield®	AB
Pioneer® 44Y94 CL	RMR			MR-UCI	Hybrid, Clearfield®	BC

Continued on next page

WHEAT

BARLEY

OAT

CANOLA

CHICKPEA

FABA BEAN

FIELD PEA

LENTIL

LUPIN

Table 14: Canola disease guide – autumn 2025 ratings and resistance groups (continued).

Variety	2025 autumn blackleg rating			2025 upper canopy infection blackleg rating	Type	Major gene resistance group of cultivar
	Bare	Fluopyram (e.g. iLeVo®)	Pydiflumetofen (e.g. Salstro®)			
IMIDAZOLINONE AND TRIAZINE-TOLERANT VARIETIES						
Hyola® Defender CT	R		R	MR-UCI	Hybrid, Clearfield®, Triazine	ADF
Pioneer® PY520 TC	RMR		R	MR-UCI	Hybrid, Clearfield®, Triazine	BC
Nuseed® Griffon TTI	RMR			MR-UCI	Hybrid, Imidazolinone, Triazine	AC
GLYPHOSATE-TOLERANT VARIETIES						
DG Hotham TF	R			R-UCI	Hybrid, TruFlex®	ABH
Nuseed® Raptor TF	R			MR-UCI	Hybrid, TruFlex®	AD
Nuseed® Eagle TF	R			MR-UCI	Hybrid, TruFlex®	ABD
VICTORY® V55-04TF	R	R		MR-UCI	High stability oil, hybrid, TruFlex®	AB
DG Lofty TF	R			R-UCI	Hybrid, TruFlex®	ABH
Nuseed® Hunter TF	RMR			MR-UCI	Hybrid, TruFlex®	AB
Pioneer® PY422G	RMR		R	MR-UCI	Hybrid, Optimum GLY®	AB
Pioneer® 44Y27 RR	RMR	R	R	MR-UCI	Hybrid, Roundup Ready®	B
DG Buller G	RMR			R-UCI	Hybrid, Optimum GLY®	H
Nuseed® Emu TF	MR			MR-UCI	Hybrid, TruFlex®	AB
Pioneer® PY525G	MR		R	MR-UCI	Hybrid, Optimum GLY®	AB
Pioneer® PY323G	MR		R	MR-UCI	Hybrid, Optimum GLY®	BC
Pioneer® PY428R	MR		R	MR-UCI	Hybrid, Roundup Ready®	B
InVigor® R 4520P	MRMS	R		MRMS-UCI	Hybrid, Truflex®	B
GLYPHOSATE AND IMIDAZOLINONE-TOLERANT VARIETIES						
Hyola® Regiment XC	R	R	R	R-UCI	Hybrid, TruFlex®, Clearfield®	ADFH
Pioneer® PY424GC	MR		R	MR-UCI	Hybrid, TruFlex®, Clearfield®	BC
GLUFOSINATE AND TRIAZINE-TOLERANT VARIETIES						
InVigor® LT 4530P	RMR	R		MR-UCI	Hybrid, LibertyLink®, Triazine	BF
GLUFOSINATE AND GLYPHOSATE-TOLERANT VARIETIES						
InVigor® LR 4540P	RMR	R		MR-UCI	Hybrid, LibertyLink®, TruFlex®	B
InVigor® LR 5040P	RMR	R		MR-UCI	Hybrid, LibertyLink®, TruFlex®	AB
InVigor® LR 3540P	MR	R		MR-UCI	Hybrid, LibertyLink®, TruFlex®	AB

R = resistant, MR = moderately resistant, MS = moderately susceptible, S = susceptible, UCI = upper canopy infection.
Please check updated ratings using the [Blackleg Management Guide](#) or the [NVT Disease Ratings](#).

WHEAT

BARLEY

OAT

CANOLA

CHICKPEA

FABA BEAN

FIELD PEA

LENTIL

LUPIN

CHICKPEA

Chickpea variety yield performance – Esperance

Yield results are presented from the top-performing varieties within each NVT location in the region for the past five seasons. Results are presented (as a percentage) for each variety relative to the mean trial yield for the location within each year. Varieties are listed in descending order of average yield over the period. The Long Term Yield Reporter provides additional information on varieties not listed and can be viewed as a table or chart with error bars. Rainfall is provided for January to March (J–M) and April to October (A–O) and, where relevant, irrigation from April to October.

Table 1: Scaddan desi chickpea.

Year	2020	2021	2022	2023	2024
Mean yield (t/ha)	1.22	0.83	1.17	0.94	1.12
PBA Slasher [Ⓛ]	102	109	103	94	97
PBA Striker [Ⓛ]	104	119	95	93	94
Neelam [Ⓛ]	97	120	98	97	94
CBA Captain [Ⓛ]	107	99	85	100	100
PBA Maiden	91	101	93	96	88
Genesis® 836	89	84	87	106	93
Genesis® 090	76	78	93		85
PBA Seamer [Ⓛ]			86		
Sowing date	3 Jun	13 May	18 May	29 May	21 May
Rainfall J–M (mm)	48	51	44	36	126
Rainfall A–O (mm)	250	510	521	225	279

Special thanks to 2024 trial cooperator, Kim Jones.
Learn more via the [NVT Long Term Yield Reporter](https://nvt.grdc.com.au/resources/crop-sowing-guides)

WHEAT

BARLEY

OAT

CANOLA

CHICKPEA

FABA BEAN

FIELD PEA

LENTIL

LUPIN

Refer to the latest *Crop Sowing Guide* for further information at nvt.grdc.com.au/resources/crop-sowing-guides

Chickpea variety disease ratings – Western Australia

The following table contains varietal ratings for the predominant diseases of chickpea in Western Australia. These ratings are updated annually by crop pathologists and were released in March 2025.

Selected varieties of most relevance to Western Australian growers are listed in alphabetical order and disease ratings are colour-coded to match resistance and tolerance ratings.

Table 2: Chickpea disease guide for Western Australia.

Variety	Ascochyta blight (pathogen group 2 – north)	2022-23 Phytophthora root rot	RLN resistance (<i>Pratylenchus neglectus</i>)	RLN tolerance (<i>Pratylenchus neglectus</i>)
DESI				
CBA Captain [Ⓛ]	MS (P)	S	MR	MT
Genesis® 836	S		MR	MII
Kyabra [Ⓛ]	VS	VS	MRMS	MT
Neelam [Ⓛ]	S		MRMS	MI
PBA Boundary [Ⓛ]	S	VS	RMR	MTMI
PBA Drummond [Ⓛ]	VS	VS	MR	TMT
PBA HatTrick [Ⓛ]	S	S	MRMS	MT
PBA Maiden	S		MRMS	MI
PBA Pistol [Ⓛ]	VS		RMR	T
PBA Seamer [Ⓛ]	MS	S	MRMS	MTMI
PBA Slasher [Ⓛ]	S		MRMS	MI
PBA Striker [Ⓛ]	S		MRMS	MI
KABULI				
Almaz [Ⓛ]	MS		MRMS	MI
Genesis® 090	MS		MRMS	IVI
Genesis® Kalkee	S		MRMS	VI
PBA Magnus [Ⓛ]	MS		MRMS	MI
PBA Monarch [Ⓛ]	MS (P)		MRMS	IVI
PBA Royal [Ⓛ]	MS		MR (P)	MII

Learn more via the [NVT Disease Ratings](#).

R = resistant, MR = moderately resistant, MS = moderately susceptible, S = susceptible, VS = very susceptible, T = tolerant, MT = moderately tolerant, MI = moderately intolerant, I = intolerant, VI = very intolerant, (P) = provisional rating, - hyphen indicates a range, / indicates pathotype differences, # warning, may be more susceptible to alternate pathotypes, ^ line contains a few susceptible off types, () show outlier.

WHEAT

BARLEY

OAT

CANOLA

CHICKPEA

FABA BEAN

FIELD PEA

LENTIL

LUPIN

FABA BEAN

Faba bean variety yield performance – Esperance

Yield results are presented from the top-performing varieties within each NVT location in the region for the past five seasons. Results are presented (as a percentage) for each variety relative to the mean trial yield for the location within each year. Varieties are listed in descending order of average yield over the period. The Long Term Yield Reporter provides additional information on varieties not listed and can be viewed as a table or chart with error bars. Rainfall is provided for January to March (J–M) and April to October (A–O) and, where relevant, irrigation from April to October.

Table 1: Scaddan faba bean.

Year	2020	2021	2022	2023	2024
Mean yield (t/ha)	2.00	2.54	2.32	1.50	1.50
PBA Marne ^{db}	109	102	102	90	110
PBA Bendoc ^{db*}	98	101	98	100	102
Nura	93	97	93	102	96
Fiesta VF	97	95	92	96	95
PBA Amberley ^{db}	90	97	92	101	95
PBA Zahra ^{db}	90	96	89	95	97
PBA Samira ^{db}	89	95	89	98	92
Farah	92	94	88	94	94
PBA Rana		85	82	111	67
Sowing date	23 Apr	29 Apr	2 May	29 May	21 May
Rainfall J–M (mm)	48	51	44	36	126
Rainfall A–O (mm)	250	510	521	225	279

Special thanks to 2024 trial cooperator, Kim Jones.

* herbicide-tolerant variety. Learn more via the [NVT Long Term Yield Reporter](#)

WHEAT

BARLEY

OAT

CANOLA

CHICKPEA

FABA BEAN

FIELD PEA

LENTIL

LUPIN

Refer to the latest *Crop Sowing Guide* for further information at nvt.grdc.com.au/resources/crop-sowing-guides

Faba bean variety disease ratings – Western Australia

The following table contains varietal ratings for the predominant diseases of faba bean in Western Australia. These ratings are updated annually by crop pathologists and were released in March 2025. Selected varieties of most relevance to Western Australian growers are listed in alphabetical order and disease ratings are colour-coded to match resistance and tolerance ratings.

Table 2: Faba bean disease guide for Western Australia.

Variety	Ascochyta blight	Cercospora leaf spot	Chocolate spot (Botrytis)	RLN resistance (<i>Pratylenchus thornei</i>)	Leaf rust
Cairo	S (P)	S	S	MSS	S
Doza	S (P)	S	S	MSS	MR
Farah	MS (P)	S	S	MRMS	VS
FBA Ayla [Ⓛ]	MS (P)	S	S	MRMS	MR
Fiesta VF	S	S	S	MS	VS
Nura	MR (P)	S	MS	MS	VS
PBA Amberley [Ⓛ]	MR	S	MRMS	MRMS	VS
PBA Bendoc [Ⓛ]	MR (MS) (P)	S	S	MRMS	VS
PBA Marne [Ⓛ]	MS	S	MS	MS	MRMS
PBA Nanu [Ⓛ]	MS (P)	S	S	MRMS	MR
PBA Nasma [Ⓛ]	S (P)	S	S	MSS	MRMS
PBA Rana	MRMS (P)	S	MS	MS	VS
PBA Samira [Ⓛ]	MR (P)	S	MS	MRMS	S
PBA Warda [Ⓛ]	S	S	S	MRMS	MRMS
PBA Zahra [Ⓛ]	MRMS	S	MS	MRMS	S

Learn more via the [NVT Disease Ratings](#).

R = resistant, MR = moderately resistant, MS = moderately susceptible, S = susceptible, VS = very susceptible,

T = tolerant, MT = moderately tolerant, MI = moderately intolerant, I = intolerant, VI = very intolerant,

(P) = provisional rating, - hyphen indicates a range, / indicates pathotype differences, # warning, may be more susceptible to alternate pathotypes,

[Ⓛ] line contains a few susceptible off types, () show outlier.

WHEAT

BARLEY

OAT

CANOLA

CHICKPEA

FABA BEAN

FIELD PEA

LENTIL

LUPIN

FIELD PEA

Field pea variety yield performance – Esperance

Yield results are presented from the top-performing varieties within each NVT location in the region for the past five seasons. Results are presented (as a percentage) for each variety relative to the mean trial yield for the location within each year. Varieties are listed in descending order of average yield over the period. The Long Term Yield Reporter provides additional information on varieties not listed and can be viewed as a table or chart with error bars. Rainfall is provided for January to March (J–M) and April to October (A–O) and, where relevant, irrigation from April to October.

Table 1: Grass Patch field pea.

Year	2020	2021	2022	2023	2024
Mean yield (t/ha)	0.47	1.99	1.73	1.27	1.08
APB Bondi ^{db}	113	109	113	99	100
PBA Butler ^{db}	107	112	107	103	87
PBA Oura ^{db}	99	101	100	105	109
PBA Taylor ^{db}	104	101	101	99	105
PBA Gunyah ^{db}	97	100	97	102	102
PBA Wharton ^{db}	99	93	98	95	105
PBA Twilight ^{db}	96	92	97	96	101
Kaspa	97	98	94	97	92
GIA Ourstar ^{db*}	90	88	94	97	96
GIA Kastar ^{db*}	86	70	86	75	71
Sowing date	27 May	25 May	20 May	4 Jun	11 Jun
Rainfall J–M (mm)	92	99	38	40	53
Rainfall A–O (mm)	158	269	299	168	171

Special thanks to 2024 trial cooperator, Ron Longbottom.

* herbicide-tolerant variety. Learn more via the [NVT Long Term Yield Reporter](#)

Table 2: Holt Rock field pea.

Year	2020	2021	2022	2023	2024
Mean yield (t/ha)	1.24	0.87	1.27		
APB Bondi ^{db}	109	126	107	Trial failed	Trial failed
PBA Butler ^{db}	95	121	117		
PBA Taylor ^{db}	106	108	97		
PBA Oura ^{db}	104	95	100		
PBA Gunyah ^{db}	99	96	100		
Kaspa	94	98	99		
PBA Wharton ^{db}	104	96	90		
PBA Twilight ^{db}	99	89	92		
GIA Ourstar ^{db*}	92	74	92		
GIA Kastar ^{db*}	80	67	77		
Sowing date	4 Jun	28 May	22 May	4 Jun	5 Jun
Rainfall J–M (mm)	75	98	100	13	128
Rainfall A–O (mm)	155	287	331	185	191

Special thanks to 2024 trial cooperator, Tristan Cornwall.

* herbicide-tolerant variety. Learn more via the [NVT Long Term Yield Reporter](#)

WHEAT

BARLEY

OAT

CANOLA

CHICKPEA

FABA BEAN

FIELD PEA

LENTIL

LUPIN

Refer to the latest [Crop Sowing Guide](#) for further information at nvt.grdc.com.au/resources/crop-sowing-guides

Table 3: Mt Madden field pea.

Year	2020	2021	2022	2023	2024
Mean yield (t/ha)					2.66
APB Bondi [Ⓛ]	No trial	No trial	No trial	No trial	116
PBA Taylor [Ⓛ]					115
PBA Wharton [Ⓛ]					106
Kaspa					105
PBA Butler [Ⓛ]					104
PBA Gunyah [Ⓛ]					98
PBA Twilight [Ⓛ]					95
PBA Oura [Ⓛ]					94
GIA Kastar ^{Ⓛ*}					86
GIA Ourstar ^{Ⓛ*}					75
Sowing date					4 Jun
Rainfall J–M (mm)					61
Rainfall A–O (mm)					189

Special thanks to 2024 trial cooperator, Chidnup Farms.
* herbicide-tolerant variety. Learn more via the [NVT Long Term Yield Reporter](#)

Table 4: Scaddan field pea.

Year	2020	2021	2022	2023	2024
Mean yield (t/ha)	1.61	1.82	1.24	1.71	0.96
PBA Butler [Ⓛ]	116	116	132	106	94
APB Bondi [Ⓛ]	115	117	125	98	107
PBA Taylor [Ⓛ]	102	107	104	99	108
Kaspa	99	102	102	99	96
PBA Gunyah [Ⓛ]	97	98	97	103	101
PBA Oura [Ⓛ]	96	95	93	104	104
PBA Wharton [Ⓛ]	95	97	89	93	105
PBA Twilight [Ⓛ]	93	91	85	94	99
GIA Ourstar ^{Ⓛ*}	88	79	74	94	88
GIA Kastar ^{Ⓛ*}	88	79	68	71	74
Sowing date	3 Jun	27 May	18 May	29 May	14 Jun
Rainfall J–M (mm)	48	51	44	36	126
Rainfall A–O (mm)	250	510	521	225	279

Special thanks to 2024 trial cooperator.
* herbicide-tolerant variety. Learn more via the [NVT Long Term Yield Reporter](#)

Field pea variety disease ratings – Western Australia

The following table contains varietal ratings for the predominant diseases of field pea in Western Australia. These ratings are updated annually by crop pathologists and were released in March 2025. Selected varieties of most relevance to Western Australian growers are listed in alphabetical order and disease ratings are colour-coded to match resistance and tolerance ratings.

Table 5: Field pea disease guide for Western Australia.

Variety	Bacterial blight	Downy mildew	Powdery mildew	RLN resistance (<i>Pratylenchus neglectus</i>)	RLN resistance (<i>Pratylenchus thornei</i>)
APB Bondi [Ⓛ]	S	RMR (S)	RMR	RMR	MSS
GIA Kastar [Ⓛ]	S	S	RMR	MR	MS
GIA Ourstar [Ⓛ]	S (P)	S	S	MRMS	MS
Kaspa	S	S	S	RMR	MRMS
PBA Butler [Ⓛ]	MS	S	S	RMR	MRMS
PBA Gunyah [Ⓛ]	S	S	S	RMR	MRMS
PBA Noosa [Ⓛ]	S	MS	S	RMR	MRMS
PBA Oura [Ⓛ]	MS	S	S	MR	MRMS (P)
PBA Pearl	MS	S	S	MR	MRMS
PBA Percy	MRMS	S	S	RMR	RMR
PBA Taylor [Ⓛ]	S	S	S	RMR	MRMS
PBA Twilight [Ⓛ]	S	S	S	MR	MRMS
PBA Wharton [Ⓛ]	S	S	R (S)	MR	MRMS

Learn more via the [NVT Disease Ratings](#).
R = resistant, MR = moderately resistant, MS = moderately susceptible, S = susceptible, VS = very susceptible,
T = tolerant, MT = moderately tolerant, MI = moderately intolerant, I = intolerant, VI = very intolerant,
(P) = provisional rating, - hyphen indicates a range, / indicates pathotype differences, # warning, may be more susceptible to alternate pathotypes,
^ line contains a few susceptible off types, () show outlier.

WHEAT

BARLEY

OAT

CANOLA

CHICKPEA

FABA BEAN

FIELD PEA

LENTIL

LUPIN

LENTIL

Lentil variety yield performance – Esperance

Yield results are presented from the top-performing varieties within each NVT location in the region for the past five seasons. Results are presented (as a percentage) for each variety relative to the mean trial yield for the location within each year. Varieties are listed in descending order of average yield over the period. The Long Term Yield Reporter provides additional information on varieties not listed and can be viewed as a table or chart with error bars. Rainfall is provided for January to March (J–M) and April to October (A–O) and, where relevant, irrigation from April to October.

Table 1: Scaddan lentil.

Year	2020	2021	2022	2023	2024
Mean yield (t/ha)	0.52	1.77	1.13	0.78	0.83
GIA Lightning ^(*)	113	110	111	114	101
GIA Thunder ^(*)	97	110	92	116	109
PBA HighlandXT ^(*)	108	101	109	107	104
PBA Bolt ^(*)	110	98	118	104	98
PBA Hallmark XT ^(*)	103	104	94	97	99
ALB Terrier ^(*)		109	83	103	101
PBA Jumbo2 ^(*)	89	100	90	106	108
GIA Sire ^(*)		92	112	83	95
PBA Hurricane XT ^(*)	93	97	94	96	99
PBA KelpieXT ^(*)	84	87	98	100	110
Sowing date	11 May	13 May	18 May	29 May	21 May
Rainfall J–M (mm)	48	51	44	36	126
Rainfall A–O (mm)	250	510	521	225	279

Special thanks to 2024 trial cooperator, Kim Jones.

* herbicide-tolerant variety. Learn more via the [NVT Long Term Yield Reporter](#)

WHEAT

BARLEY

OAT

CANOLA

CHICKPEA

FABA BEAN

FIELD PEA

LENTIL

LUPIN

Refer to the latest *Crop Sowing Guide* for further information at nvt.grdc.com.au/resources/crop-sowing-guides

Lentil variety disease ratings – Western Australia

The following table contains varietal ratings for the predominant diseases of lentil in Western Australia. These ratings are updated annually by crop pathologists and were released in March 2025.

Selected varieties of most relevance to Western Australian growers are listed in alphabetical order and disease ratings are colour-coded to match resistance and tolerance ratings.

Table 2: Lentil disease guide for Western Australia.

Variety	Ascochyta blight (Pathotype 2 PBA Hurricane XT [Ⓛ] virulent)	Ascochyta blight (Pathotype 1 Nipper [Ⓛ] virulent)	Botrytis grey mould	RLN resistance (<i>Pratylenchus neglectus</i>)	RLN resistance (<i>Pratylenchus thornei</i>)
IMI-TOLERANT					
ALB Terrier [Ⓛ]	MR	R	MRMS	MRMS (P)	MRMS
GIA Leader [Ⓛ]	MR	MR	MRMS	MRMS (P)	MR (P)
GIA Lightning [Ⓛ]	MRMS (P)	R (P)	MS	MRMS (P)	MR (P)
GIA Metro [Ⓛ]	RMR	MR	MRMS	MRMS	MRMS (P)
GIA Sire [Ⓛ]	MRMS (P)	R (P)	MS	MRMS	MRMS (P)
GIA Thunder [Ⓛ]	MRMS (P)	R (P)	MRMS	MRMS	MR (P)
PBA Hallmark XT [Ⓛ]	MRMS	RMR	MRMS	MR	MRMS
PBA HighlandXT [Ⓛ]	MR	MR	MS	MRMS	MRMS
PBA Hurricane XT [Ⓛ]	MRMS (P)	RMR	MS	MRMS	MRMS
PBA KelpieXT [Ⓛ]	MRMS	MRMS	MS	MRMS	MRMS
CONVENTIONAL					
PBA Bolt [Ⓛ]	MRMS	MR	S	MR	MR
PBA Jumbo2 [Ⓛ]	RMR	R	MS	MR	MRMS

Learn more via the [NVT Disease Ratings](#).

R = resistant, MR = moderately resistant, MS = moderately susceptible, S = susceptible, VS = very susceptible,

T = tolerant, MT = moderately tolerant, MI = moderately intolerant, I = intolerant, VI = very intolerant,

(P) = provisional rating, - hyphen indicates a range, / indicates pathotype differences, # warning, may be more susceptible to alternate pathotypes,

^ line contains a few susceptible off types, () show outlier.

WHEAT

BARLEY

OAT

CANOLA

CHICKPEA

FABA BEAN

FIELD PEA

LENTIL

LUPIN

LUPIN

Lupin variety yield performance – Esperance

Yield results are presented from the top-performing varieties within each NVT location in the region for the past five seasons. Results are presented (as a percentage) for each variety relative to the mean trial yield for the location within each year. Varieties are listed in descending order of average yield over the period. The Long Term Yield Reporter provides additional information on varieties not listed and can be viewed as a table or chart with error bars. Rainfall is provided for January to March (J–M) and April to October (A–O) and, where relevant, irrigation from April to October.

Table 1: Gibson narrow-leaf lupin.

Year	2020	2021	2022	2023	2024
Mean yield (t/ha)	2.16	1.75			3.11
Rosemont ^{db}			Trial failed	Compromised trial	102
Gidgee ^{db}		114			99
Coyote ^{db}	112	105			105
Lawler ^{db}	114	109			100
PBA Jurien ^{db}	105				104
Mandelup ^{db}	103	103			100
PBA Barlock ^{db}	94	98			104
PBA Gunyidi ^{db}	94	96			104
PBA Bateman ^{db}	92	94			106
PBA Leeman ^{db}	93	92			98
Sowing date	23 Apr	3 May	29 Apr	20 May	28 May
Rainfall J–M (mm)	82	51	44	44	126
Rainfall A–O (mm)	346	510	521	451	279

Special thanks to 2024 trial cooperator, Christian Seimer.
Learn more via the [NVT Long Term Yield Reporter](https://nvt.grdc.com.au/resources/crop-sowing-guides)

Table 2: Holt Rock narrow-leaf lupin.

Year	2020	2021	2022	2023	2024
Mean yield (t/ha)	1.22	1.88	2.73	0.93	1.94
Rosemont ^{db}			116	95	108
PBA Jurien ^{db}	106		111	102	109
Gidgee ^{db}		113	111	95	103
Lawler ^{db}	104	108	106	96	102
Coyote ^{db}	113	105	98	96	110
PBA Barlock ^{db}	103	99	105	105	107
Mandelup ^{db}	101	103	104	100	101
PBA Gunyidi ^{db}	103	96	98	103	105
PBA Bateman ^{db}	106	95	94	102	108
PBA Leeman ^{db}	96	92	83	97	92
Sowing date	1 May	24 Apr	6 May	8 May	10 May
Rainfall J–M (mm)	75	98	100	13	128
Rainfall A–O (mm)	155	287	331	185	191

Special thanks to 2024 trial cooperator, Tristan Cornwall.
Learn more via the [NVT Long Term Yield Reporter](https://nvt.grdc.com.au/resources/crop-sowing-guides)

WHEAT

BARLEY

OAT

CANOLA

CHICKPEA

FABA BEAN

FIELD PEA

LENTIL

LUPIN

Refer to the latest [Crop Sowing Guide](https://nvt.grdc.com.au/resources/crop-sowing-guides) for further information at nvt.grdc.com.au/resources/crop-sowing-guides

Lupin variety disease ratings – Western Australia

The following table contains varietal ratings for the predominant diseases of lupin in Western Australia. These ratings are updated annually by crop pathologists and were released in March 2025.

Selected varieties of most relevance to Western Australian growers are listed in alphabetical order and disease ratings are colour-coded to match resistance and tolerance ratings.

Table 3: Lupin disease guide for Western Australia.

Variety	Anthraxnose	Bean yellow mosaic virus (BYMV)	Cucumber mosaic virus (CMV)	Phomopsis pod infection	Phomopsis stem infection	Sclerotinia stem rot
Coromup ^{db}	MRMS	S (P)	MR	S	MR	S (P)
Coyote ^{db}	MS	MR (P)	MRMS	MRMS	S	S (P)
Gidgee ^{db}	MRMS	S (P)	MRMS	S	MR	S (P)
Jenabillup ^{db}	MRMS		MRMS	MR	MS	S (P)
Lawler ^{db}	MS	MS (P)	MRMS	MS	MR	S (P)
Mandelup ^{db}	MRMS	S (P)	MRMS	S	MR	S (P)
PBA Barlock ^{db}	S	MS (P)	MRMS	MR	MR	S (P)
PBA Bateman ^{db}	MRMS	MR (P)	MR	S	RMR	S (P)
PBA Gunyidir ^{db}	MS	MS (P)	MRMS	MRMS	RMR	S (P)
PBA Jurien ^{db}	MS	MRMS (P)	MS	MRMS	RMR	S (P)
PBA Leeman ^{db}	MR	S (P)	MRMS	MRMS	MR	S (P)
Rosemont ^{db}	MRMS (P)	MRMS (P)	MR	MRMS	MR	S (P)
Wonga	MS	MS (P)	MR	MR	MR	S (P)

Learn more via the [NVT Disease Ratings](#).

R = resistant, MR = moderately resistant, MS = moderately susceptible, S = susceptible, VS = very susceptible, T = tolerant, MT = moderately tolerant, MI = moderately intolerant, I = intolerant, VI = very intolerant, (P) = provisional rating, - hyphen indicates a range, / indicates pathotype differences, # warning, may be more susceptible to alternate pathotypes, ^ line contains a few susceptible off types, () show outlier.

WHEAT

BARLEY

OAT

CANOLA

CHICKPEA

FABA BEAN

FIELD PEA

LENTIL

LUPIN

NVT tools


**Trial
results**




**Long term
yield reporter**



**NVT disease
ratings**



**Harvest Reports &
Crop Sowing Guide**



nvt.grdc.com.au



Subscribe to NVT notifications that are sent the moment results for your local NVT trials are available.



Subscribe to receive the latest NVT publications (Harvest Reports and Crop Sowing Guides), and other NVT communications.