

Eyre Peninsula

March 2025



NVT HARVEST REPORT

INTERIM VERSION





Title:

NVT Harvest Report Interim Version – Eyre Peninsula

Published: March 2025

Authors:

Katherine Hollaway, Astute Ag and
Dr Sue Knights, SE Knights Consulting

Acknowledgements:

We would like to thank all those who provided information and assistance with the development of this Harvest Report.

© Grains Research and Development Corporation 2025

This book is copyright. Except as permitted under the *Copyright Act 1968* (Commonwealth) and subsequent amendments, no part of this publication may be reproduced, stored or transmitted in any form or by any means, electronic or otherwise, without the specific written permission of the copyright owner.

GRDC contact details:

PO Box 5367
KINGSTON ACT 2604
Phone: 02 6166 4500
Email: comms@grdc.com.au

Design and production:

Coretext, coretext.com.au

COVER: Kalyx Australia harvesting at the GRDC National Variety Trials (NVT) site on John and Brendan Pattison's farm near Marrar, New South Wales.


PHOTO: Nicole Baxter

DISCLAIMER: Any recommendations, suggestions or opinions contained in this publication do not necessarily represent the policy or views of the Grains Research and Development Corporation. No person should act on the basis of the content of this publication without first obtaining specific, independent professional advice.

The Grains Research and Development Corporation will not be liable for any loss, damage, cost or expense incurred or arising by reason of any person using or relying on the information in this publication.




CONTENTS



Download this guide at:
nvt.grdc.com.au/harvest-reports

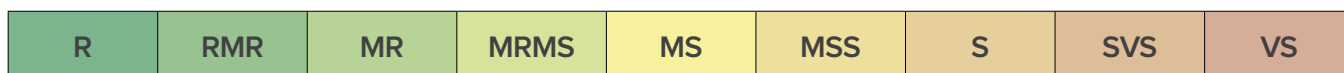
INTRODUCTION	4
WHEAT	6
BARLEY	18
OAT	24
CANOLA	27
FABA BEAN	34
FIELD PEA	36
LENTIL	38
LUPIN	40
USEFUL NVT TOOLS	42

LEGEND: MEAN VARIETY YIELD PERFORMANCE



Long-term mean yield illustrated by colour gradient from high (green) to low (red)

LEGEND: DISEASE RATING COLOUR RANGE



Disease severity scale from resistant (R) to very susceptible (VS)

The disease ratings in the report are current at the time of publication.

Regularly visit nvt.grdc.com.au/nvt-disease-ratings to find the latest NVT disease ratings.

Refer to the latest *Crop Sowing Guide* for further information at
nvt.grdc.com.au/resources/crop-sowing-guides

INTRODUCTION

The NVT Harvest Report – Eyre Peninsula provides information to support growers and advisers with decisions on variety selection for **Eyre Peninsula**. The information has been generated from the Grains Research and Development Corporation's (GRDC) National Variety Trials (NVT) database. This publication provides a summary of the 2024 and long-term yield performance of varieties of crop species suitable for production in **Eyre Peninsula** together with their quality and disease responses.

The NVT program provides growers and advisers with comparative results on yield performance, quality and disease resistance ratings of commercially available grain varieties that is independent, consistent, timely and robust.

Conducted to a set of predetermined protocols, trials are sown and managed to reflect local best practice such as sowing time, fertiliser application, weed management, pest/disease control and fungicide application. The NVT is not designed to grow varieties to their maximum yield potential.

GRDC recognises that sustaining a project of this nature hinges on the collaboration of growers who willingly provide sites and often lend a hand in trial management on their properties. Equally significant is the partnership with seed companies who supply seed of commercial varieties and experimental lines to the program.

Interpreting long-term yield results

A factor analytic (FA) mixed model approach is used in the multi-environment trial (MET) analysis conducted by GRDC, supported by the Analytics for the Australian Grains Industry (AAGI).

This approach generates long-term MET values for varieties at an individual trial level.

This format provides more detailed results to better understand a variety's performance over several years at the individual trial/environment level, rather than just a single averaged value.

In the *NVT Harvest Report – Eyre Peninsula*, results are presented in year groupings for yield for the past five years and quality for the past two years. Further detailed interrogation of the NVT Online results using the Long Term Yield Reporter will provide more specific performance results on all varieties of each crop species in each NVT location throughout **Eyre Peninsula**.

The results presented in this Harvest Report are based on the default filters in the Long Term Yield Reporter. In some cases, trial results are excluded because they do not meet the default standards for statistical validity. These are listed in the tables as 'Trial results below standard'. Trials below standard can be viewed by reducing the default VAF settings within the [Long Term Yield Reporter](#).

Trials listed as compromised are not suitable for making variety decisions. Results can be found in the [Quarantined trial reports](#).

▶ Refer to the latest *Crop Sowing Guide* for further information at nvt.grdc.com.au/resources/crop-sowing-guides

NVT 20th anniversary

In 2025, the National Variety Trials (NVT) proudly celebrates 20 years of empowering Australian grain growers and their advisers with trusted, independent results to support varietal decision-making.

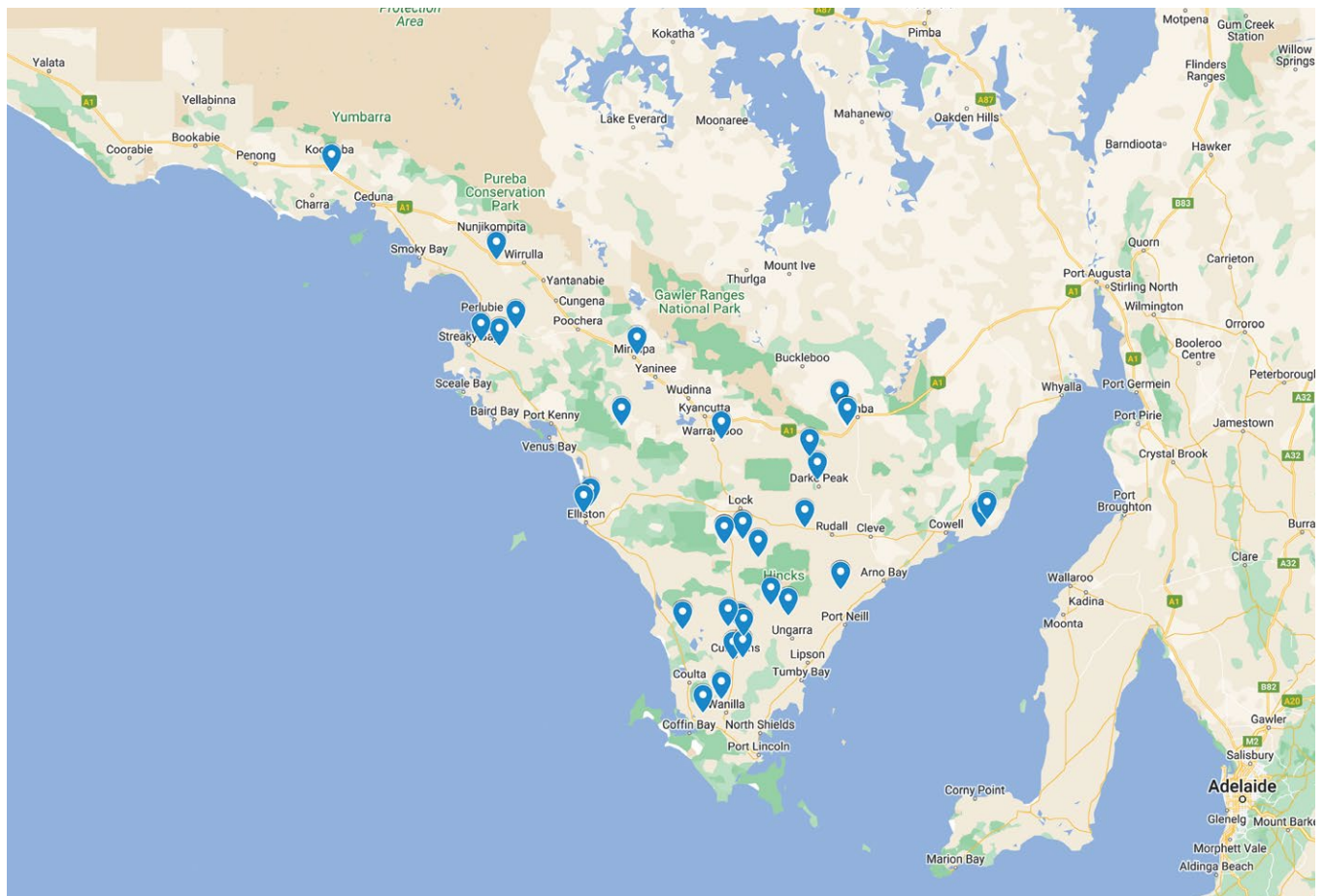
Established in 2005 by the Grains Research and Development Corporation (GRDC), the NVT program has evolved into the largest coordinated variety trial network in the world. Each year, more than 640 trials are conducted across over 300 locations nationwide, encompassing 10 different crop species. Over the past two decades, NVT has been a transformative force, providing growers with credible insights into newly released varieties that drives the rapid adoption of superior genetics.

The success of NVT is a testament to the collaborative efforts of many. GRDC extends heartfelt thanks to the growers, GRDC staff and panellists, service providers, trial hosts, breeding companies and members of the National Advisory Committee who have been instrumental in this journey. Your dedication has delivered exceptional outcomes, advancing the productivity and profitability of Australian grain growers and strengthening the grains industry as a whole.

As we mark this significant milestone, GRDC celebrates the achievements of NVT and looks forward to continuing to deliver game-changing innovations for Australia’s grains sector in the years to come.

NVT SITE LOCATIONS – Eyre Peninsula

Figure 1: Locality of NVT trial sites in Eyre Peninsula from 2020 to 2024.



SOURCE: National Variety Trials

See all NVT trial locations and view trial results at nvt.grdc.com.au/trial-results.

WHEAT

New wheat varieties

The following information is for wheat varieties released in the 12 months to the date when the MET analysis was published on NVT online. Please go to nvt.grdc.com.au to find trial results for any new varieties released since the publication of this harvest report.

Variety	Breeding company	Grain classification – southern zone	End point royalty* (\$)	Comments supplied by breeding company ¹
Boa [Ⓛ]	LongReach Plant Breeders Pty Ltd	TBC	4.00	Boa [Ⓛ] is an AH wheat combining the best attributes of the Scepter [Ⓛ] x LRPB Cobra [Ⓛ] parentage to deliver a shorter canopy wheat with an erect growth habit to suit high production and irrigation. Boa [Ⓛ] has both acid and boron tolerance traits. Maturity description: quick-mid spring
Brighton [Ⓛ]	Australian Grain Technologies Pty Ltd	TBC	4.10	Brighton [Ⓛ] is a dual-purpose winter wheat suitable for grazing and grain production. It is a higher-yielding alternative to Illabo [Ⓛ] and slightly quicker than Illabo [Ⓛ] . It has improved test weight compared with Illabo [Ⓛ] . Maturity description: quick winter
Ironbark [Ⓛ]	Australian Grain Technologies Pty Ltd	TBC	3.90	Ironbark [Ⓛ] is derived from Beckom [Ⓛ] and is an excellent replacement for Beckom [Ⓛ] . It is similar in plant height and canopy to Beckom [Ⓛ] and is very widely adapted, suited to most of southern NSW. It has improved yield and grain size compared with Beckom [Ⓛ] . It carries the major aluminium tolerance gene, which contributes to acid soil tolerance. Maturity description: mid spring
LRPB Major [Ⓛ]	LongReach Plant Breeders Pty Ltd	AH	4.00	LRPB Major [Ⓛ] is suitable for early to mid-May seeding opportunities throughout southern NSW. It has strong yield performance in both acidic and sodic soil yield trials. Marketed by Pacific Seeds. Maturity description: mid-slow spring
Mammoth [Ⓛ]	InterGrain Pty Ltd	APW	3.50	Mammoth [Ⓛ] 's unique phenology makes it an excellent option for an early break scenario, from late March to mid-April. Unlike winter wheats that have similar maturity, Mammoth [Ⓛ] does not have the same vernalisation requirement, allowing it to continue to develop using day length rather than needing low temperature to trigger flowering like winter varieties typically need. This attribute is advantageous in both high and low-rainfall regions as it allows Mammoth [Ⓛ] to respond to seasonal conditions and minimise frost risk. Mammoth [Ⓛ] is well suited to WA and SA and some areas in Victoria. Maturity description: very slow spring
RGT Ponsford [Ⓛ]	RAGT	TBC	4.00	Variety description not supplied.
Shotgun [Ⓛ]	Australian Grain Technologies Pty Ltd	AH	3.90	Shotgun [Ⓛ] is a Scepter [Ⓛ] replacement with a significant yield advantage. It is agronomically very similar to Scepter [Ⓛ] . Maturity description: mid spring
Wallaroo [Ⓛ]	Trigall Australia	TBC	4.00	Variety description not supplied.

*EPR amount is ex-GST, [Ⓛ]denotes Plant Breeder's Rights apply. ¹All data in the table was provided by breeders. Readers should raise any issues with the displayed data directly with the breeder. Consult the Grains Australia [Wheat Variety Master List](#) for final classification in your region.

Refer to the latest *Crop Sowing Guide* for further information at nvt.grdc.com.au/resources/crop-sowing-guides

Wheat variety yield performance – Eyre Peninsula

Yield results are presented from the top-performing varieties within each NVT location in the region for the past five seasons. Results are presented (as a percentage) for each variety relative to the mean trial yield for the location within each year. Varieties are listed in descending order of average yield over the period. The Long Term Yield Reporter provides additional information on varieties not listed and can be viewed as a table or chart with error bars. Rainfall is provided for January to March (J–M) and April to October (A–O) and, where relevant, irrigation from April to October.

Table 1: Cummins main season wheat.

Year		2020	2021	2022	2023	2024
Mean yield (t/ha)	Class	4.72	5.21		6.21	
Tomahawk CL Plus ^{db}	APW			Trial failed	115	Compromised trial
Shotgun ^{db}					115	
Brumby ^{db}	APW		111		112	
Calibre ^{db}	AH	114	110		110	
LRPB Matador ^{db}	AH				107	
Boa ^{db}					108	
Scepter ^{db}	AH	110	109		109	
Denison ^{db}	APW		109		108	
Vixen ^{db}	AH	115	106		106	
RockStar ^{db}	AH	113	106		107	
Soaker ^{db}	APW				107	
RGT Ponsford ^{db}			105		107	
Ballista ^{db}	AH	111	104		108	
Kingston ^{db}	AH	116	103		105	
Boree ^{db}	AH	111	106		105	
Sowing date		5 May	24 May	19 May	12 May	3 Jun
Rainfall J–M (mm)		41	54	147	33	39
Rainfall A–O (mm)		366	327	386	268	222

Special thanks to 2024 trial cooperator, ST and BR Pedler. Learn more via the [NVT Long Term Yield Reporter](#)

Table 2: Kimba main season wheat.

Year		2020	2021	2022	2023	2024
Mean yield (t/ha)	Class	2.29	2.94	5.91	4.10	2.11
Shotgun ^{db}					121	120
Tomahawk CL Plus ^{db}	APW			106	118	121
Calibre ^{db}	AH	109	126	111	111	115
LRPB Matador ^{db}	AH			110	111	112
Vixen ^{db}	AH	106	129	107	110	114
Ballista ^{db}	AH	110	118	110	109	112
Brumby ^{db}	APW		114	108	110	110
RockStar ^{db}	AH	108	106	115	107	103
Scepter ^{db}	AH	105	120	103	110	112
Dozer ^{db} CL Plus	APW		113		106	103
Boree ^{db}	AH	103	114	107	106	106
Soaker ^{db}	APW				109	110
Sunblade CL Plus ^{db}	AH	109	102	106	105	106
Catapult ^{db}	AH	101	108	106	104	102
Genie ^{db}	AH				99	95
Sowing date		4 May	26 May	10 May	3 May	7 Jun
Rainfall J–M (mm)		55	57	235	47	18
Rainfall A–O (mm)		253	226	265	161	119

Special thanks to 2024 trial cooperator, Cliff Farms Kimba. Learn more via the [NVT Long Term Yield Reporter](#)

Table 3: Minnipa main season wheat.

Year		2020	2021	2022	2023	2024
Mean yield (t/ha)	Class	1.74	2.68	4.49	1.42	0.85
Shotgun ^{db}					113	125
Calibre ^{db}	AH	108	115	113	116	130
Tomahawk CL Plus ^{db}	APW			109	117	126
LRPB Matador ^{db}	AH			113	110	117
RockStar ^{db}	AH	112	108	115	110	104
Ballista ^{db}	AH	107	110	112	110	123
Vixen ^{db}	AH	104	111	111	108	124
Brumby ^{db}	APW		111	108	117	114
Boree ^{db}	AH	105	108	108	107	109
Dozer ^{db} CL Plus	APW		104		100	101
Scepter ^{db}	AH	103	109	104	112	118
Genie ^{db}	AH				98	97
Sunblade CL Plus ^{db}	AH	105	105	106	110	114
Catapult ^{db}	AH	105	106	106	106	102
Soaker ^{db}	APW				107	107
Sowing date		12 May	27 May	5 May	23 May	30 May
Rainfall J–M (mm)		77	44	89	38	28
Rainfall A–O (mm)		218	210	300	168	151

Special thanks to 2024 trial cooperator, SARDI Minnipa Agricultural Centre. Learn more via the [NVT Long Term Yield Reporter](#)

Table 4: Mitchellville main season wheat.

Year		2020	2021	2022	2023	2024
Mean yield (t/ha)	Class	2.06		3.72	2.77	
Genie ^{db}	AH				109	Compromised trial
Reilly ^{db}	AH			114	119	
Ballista ^{db}	AH	108		105	116	
RockStar ^{db}	AH	107		117	98	
Calibre ^{db}	AH	108		106	110	
Sunblade CL Plus ^{db}	AH	109		105	109	
Shotgun ^{db}					121	
Dozer ^{db} CL Plus	APW				104	
LRPB Major ^{db}	AH				97	
Cutlass ^{db}	APW	105		110	95	
Vixen ^{db}	AH	104		97	113	
Cosmick ^{db}	AH	100		102	106	
LRPB Matador ^{db}	AH			99	104	
EG Titanium ^{db}	AH	94		118	86	
Boree ^{db}	AH	103		102	99	
Sowing date		11 May	8 Jun	9 May	5 May	14 Jun
Rainfall J–M (mm)		60	45	174	74	11
Rainfall A–O (mm)		215	122	226	159	136

Special thanks to 2024 trial cooperator, Kaden Family. Learn more via the [NVT Long Term Yield Reporter](#)

WHEAT
BARLEY
OAT
CANOLA
FABA BEAN
FIELD PEA
LENTIL
LUPIN

Table 5: Nunjirkompita main season wheat.

Year		2020	2021	2022	2023	2024
Mean yield (t/ha)	Class	1.01	1.22	3.34	0.66	0.54
Calibre ^{db}	AH	106	120	109	121	119
RockStar ^{db}	AH	110	107	116	103	108
Brumby ^{db}	APW		111	110	111	116
Ballista ^{db}	AH	105	111	106	116	113
Sunblade CL Plus ^{db}	AH	105	108	106	114	122
Genie ^{db}	AH				98	101
Shotgun ^{db}					114	97
Sunmaster ^{db}	APH		101	103	115	129
LRPB Matador ^{db}	AH			107	107	97
Catapult ^{db}	AH	104	106	108	99	100
Boree ^{db}	AH	104	107	106	104	101
LRPB Major ^{db}	AH				99	105
Vixen ^{db}	AH	102	111	102	113	100
Scepter ^{db}	AH	101	109	102	112	107
Tomahawk CL Plus ^{db}	APW			103	115	101
Sowing date		18 May	7 Jun	10 May	18 May	6 Jun
Rainfall J–M (mm)		46	44	88	29	21
Rainfall A–O (mm)		256	183	253	154	81

Special thanks to 2024 trial cooperator, Rule Family Trust.
Learn more via the [NVT Long Term Yield Reporter](#)

Table 6: Penong main season wheat.

Year		2020	2021	2022	2023	2024
Mean yield (t/ha)	Class		0.52	2.31	0.72	0.51
Calibre ^{db}	AH		131	107	124	129
Shotgun ^{db}					129	109
Vixen ^{db}	AH		135	107	123	112
Ballista ^{db}	AH		122	110	117	119
LRPB Matador ^{db}	AH			105	121	109
Tomahawk CL Plus ^{db}	APW			97	131	116
Reilly ^{db}	AH			112	99	98
Razor CL Plus ^{db}	ASW		136	97	117	120
Genie ^{db}	AH				95	98
Scepter ^{db}	AH		119	98	119	116
Sunblade CL Plus ^{db}	AH		100	105	107	120
Dozer ^{db} CL Plus	APW		111		108	92
RockStar ^{db}	AH		97	107	107	111
Brumby ^{db}	APW		104	99	116	122
Boree ^{db}	AH		111	102	111	108
Sowing date		15 May	31 May	29 Apr	5 May	4 Jun
Rainfall J–M (mm)		50	53	5	35	66
Rainfall A–O (mm)		225	167	331	123	94

Special thanks to 2024 trial cooperator, CG and AL Drummond.
Learn more via the [NVT Long Term Yield Reporter](#)

Table 7: Piednippie main season wheat.

Year		2020	2021	2022	2023	2024
Mean yield (t/ha)	Class	0.87	2.61	4.12	1.40	0.86
Brumby ^{db}	APW		115	108	103	114
Shotgun ^{db}					109	92
Tomahawk CL Plus ^{db}	APW			109	107	97
RockStar ^{db}	AH	103	112	110	99	110
Calibre ^{db}	AH	108	118	104	101	112
LRPB Matador ^{db}	AH			107	101	96
Ballista ^{db}	AH	107	108	104	103	107
Boree ^{db}	AH	104	111	105	100	101
Catapult ^{db}	AH	102	112	105	98	103
Scepter ^{db}	AH	105	111	103	103	104
Vixen ^{db}	AH	109	111	103	101	95
Sunblade CL Plus ^{db}	AH	101	103	103	104	116
Dozer ^{db} CL Plus	APW		105		99	87
Soaker ^{db}	APW				104	93
Sunmaster ^{db}	APH		96	103	108	123
Sowing date		18 May	26 May	6 May	19 May	12 Jun
Rainfall J–M (mm)		31	67	144	16	47
Rainfall A–O (mm)		240	289	384	195	96

Special thanks to 2024 trial cooperator.
Learn more via the [NVT Long Term Yield Reporter](#)

Table 8: Rudall main season wheat.

Year		2020	2021	2022	2023	2024
Mean yield (t/ha)	Class	1.79	2.63	5.76		
Tomahawk CL Plus ^{db}	APW			107		
Brumby ^{db}	APW		119	107		
Calibre ^{db}	AH	112	123	105		
RockStar ^{db}	AH	109	110	110		
LRPB Matador ^{db}	AH			106		
Denison ^{db}	APW		113	107		
RGT Ponsford ^{db}			107	110		
Ballista ^{db}	AH	107	114	106		
Scepter ^{db}	AH	109	117	103		
Vixen ^{db}	AH	107	116	103		
Devil ^{db}	AH	106	110	106		
Sunmaster ^{db}	APH		108	106		
Boree ^{db}	AH	107	111	104		
Sunblade CL Plus ^{db}	AH	106	109	105		
Kingston ^{db}	AH	104	103	107		
Sowing date		11 May	27 May	24 May	11 May	6 Jun
Rainfall J–M (mm)		33	49	159	36	19
Rainfall A–O (mm)		264	254	294	152	163

Special thanks to 2024 trial cooperator, Matthew, Mignon and Harry Dunn.
Learn more via the [NVT Long Term Yield Reporter](#)

WHEAT
BARLEY
OAT
CANOLA
FABA BEAN
FIELD PEA
LENTIL
LUPIN

Table 9: Wanilla main season wheat.

Year		2020	2021	2022	2023	2024	
Mean yield (t/ha)	Class	5.63		6.04	5.12	3.43	
Shotgun ^{db}			Compromised trial		111	112	
Tomahawk CL Plus ^{db}	APW				107	114	115
LRPB Matador ^{db}	AH				106	108	114
Vixen ^{db}	AH	110			106	106	112
Kingston ^{db}	AH	115			103	110	102
Calibre ^{db}	AH	105			106	106	118
Boa ^{db}						106	111
Brumby ^{db}	APW				105	108	115
Scepter ^{db}	AH	106			103	108	111
Soaker ^{db}	APW					109	106
Dozer ^{db} CL Plus	APW					103	106
RGT Ponsford ^{db}					105	106	108
RockStar ^{db}	AH	104			106	104	113
Ballista ^{db}	AH	105			107	103	111
Denison ^{db}	APW				103	106	114
Sowing date		12 May	21 Jun	16 May	17 May	5 Jun	
Rainfall J–M (mm)		62	55	139	52	55	
Rainfall A–O (mm)		397	450	470	329	296	

Special thanks to 2024 trial cooperator, GS and KS Charlton.
Learn more via the [NVT Long Term Yield Reporter](#)

Table 10: Warrambo main season wheat.

Year		2020	2021	2022	2023	2024	
Mean yield (t/ha)	Class	1.09	3.46	5.81		0.76	
Shotgun ^{db}					Compromised trial	129	
Tomahawk CL Plus ^{db}	APW			116			108
Calibre ^{db}	AH	125	111	113			102
Vixen ^{db}	AH	139	107	109			111
Ballista ^{db}	AH	121	108	110			113
LRPB Matador ^{db}	AH			110			101
Scepter ^{db}	AH	123	108	109			100
Brumby ^{db}	APW		110	111			90
Soaker ^{db}	APW						99
Razor CL Plus ^{db}	ASW	128	106	104			108
LRPB Anvil ^{db} CL Plus	AH	136	104	100			116
Sunblade CL Plus ^{db}	AH	97	106	107			108
Sunmaster ^{db}	APH		108	108			109
Boree ^{db}	AH	113	105	106			94
RockStar ^{db}	AH	97	105	108			90
Sowing date		18 May	27 May	26 May	4 May	7 Jun	
Rainfall J–M (mm)		42	42	69	30	21	
Rainfall A–O (mm)		223	162	263	120	147	

Special thanks to 2024 trial cooperator, Kane and David Murphy.
Learn more via the [NVT Long Term Yield Reporter](#)

Table 11: Wharminda main season wheat.

Year		2020	2021	2022	2023	2024
Mean yield (t/ha)	Class					1.63
Tomahawk CL Plus ^{db}	APW	No trial	No trial	No trial	No trial	118
Shotgun ^{db}						118
Calibre ^{db}	AH					113
LRPB Matador ^{db}	AH					113
Brumby ^{db}	APW					112
Boa ^{db}						111
Vixen ^{db}	AH					111
Denison ^{db}	APW					110
Scepter ^{db}	AH					110
Ballista ^{db}	AH					109
RGT Ponsford ^{db}						109
RockStar ^{db}	AH					109
Soaker ^{db}	APW					109
Kingston ^{db}	AH					108
Boree ^{db}	AH					108
Sowing date						12 Jun
Rainfall J–M (mm)						42
Rainfall A–O (mm)						126

Special thanks to 2024 trial cooperator, TP and MM Ottens.
Learn more via the [NVT Long Term Yield Reporter](#)

Table 12: Minnipa early season wheat.

Year		2020	2021	2022	2023	2024
Mean yield (t/ha)	Class	2.03	3.97	4.78	2.14	1.70
LRPB Dual ^{db}	AH					117
Mowhawk ^{db}	APW			104		101
Wallaroo ^{db}				115	103	97
Denison ^{db}	APW	102	110	104	111	124
LRPB Major ^{db}	AH				117	111
Genie ^{db}	AH				114	124
RockStar ^{db}	AH	100	104	105	119	126
Brumby ^{db}	APW				114	126
Stockade ^{db}	APW			116	96	77
Brighton ^{db}					100	91
Valiant ^{db} CL Plus	AH		104	104	100	111
Catapult ^{db}	AH	96	101	97	109	124
Longsword ^{db}	AWW	105	104	90	94	100
Illabo ^{db}	AH	108	98	99	96	80
DS Bennett ^{db}	ASW	112	92	117	85	33
Sowing date		15 Apr	20 Apr	19 Apr	19 Apr	22 Apr
Rainfall J–M (mm)		77	44	89	38	28
Rainfall A–O (mm)		218	210	300	168	151
Irrigation A–O (mm)			20			38

Special thanks to 2024 trial cooperator, SARDI Minnipa Agricultural Centre.
Learn more via the [NVT Long Term Yield Reporter](#)

WHEAT
BARLEY
OAT
CANOLA
FABA BEAN
FIELD PEA
LENTIL
LUPIN

Wheat variety quality – Eyre Peninsula

Grain quality for individual varieties varies from site to site and from year to year. However, long-term and across-site trends highlight varieties that can consistently achieve high protein percentage, high test weight or low grain screenings under a wider range of environments.

The following figures show the grain quality trends as histograms from 2023 and 2024 NVT averaged for trials in the Eyre Peninsula region. Only the varieties evaluated at every site are included. These are plotted in order of performance, up to a maximum of 20.

Protein and yield comparisons

Figure 1: Protein (%) and yield (t/ha) comparisons for main season wheat varieties from eight NVT sites in Eyre Peninsula in 2023.

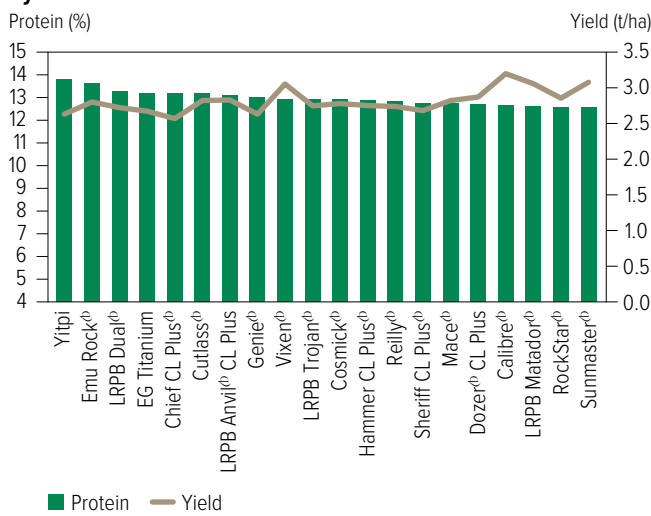


Figure 2: Protein (%) and yield (t/ha) comparisons for main season wheat varieties from eight NVT sites in Eyre Peninsula in 2024.

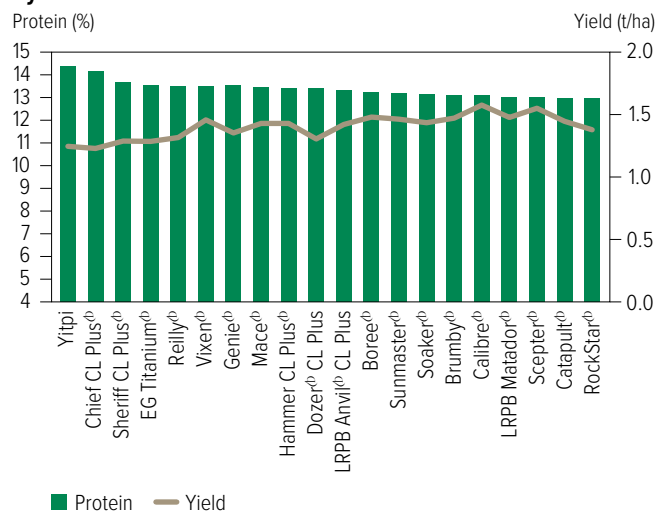


Figure 3: Protein (%) and yield (t/ha) comparisons for early season wheat varieties from one NVT site in Eyre Peninsula in 2023.

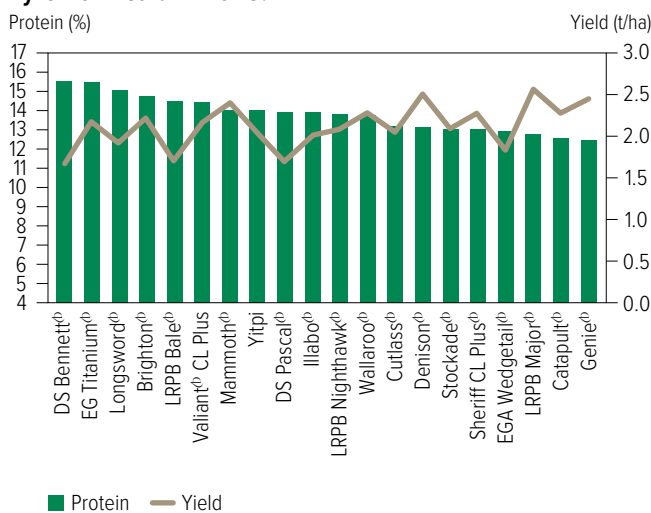
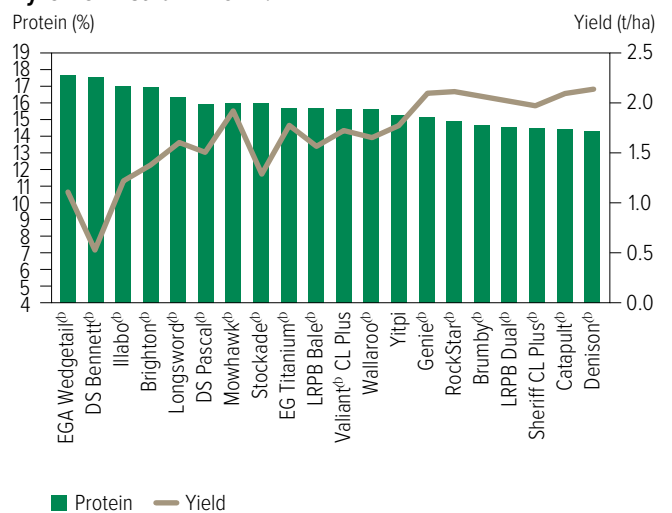


Figure 4: Protein (%) and yield (t/ha) comparisons for early season wheat varieties from one NVT site in Eyre Peninsula in 2024.



Test weight comparisons

Figure 5: Test weight (kg/hL) comparisons for main season wheat varieties from eight NVT sites in Eyre Peninsula in 2023.

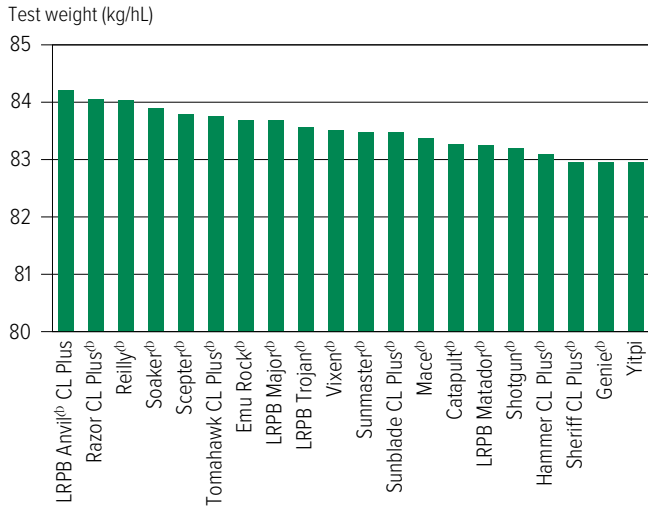


Figure 6: Test weight (kg/hL) comparisons for main season wheat varieties from eight NVT sites in Eyre Peninsula in 2024.

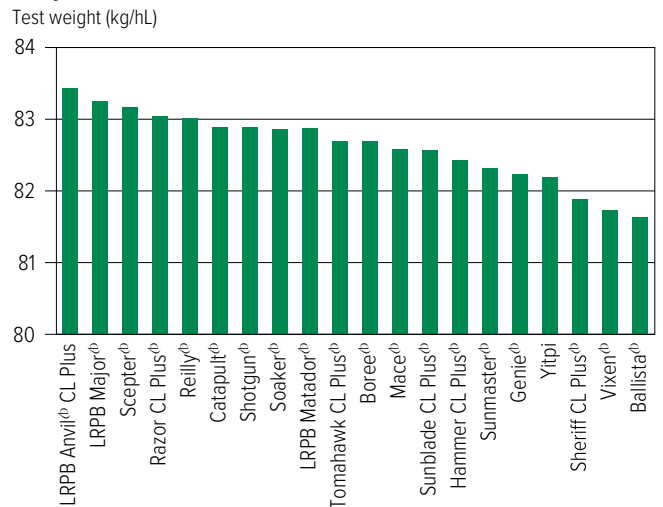


Figure 7: Test weight (kg/hL) comparisons for early season wheat varieties from one NVT site in Eyre Peninsula in 2023.

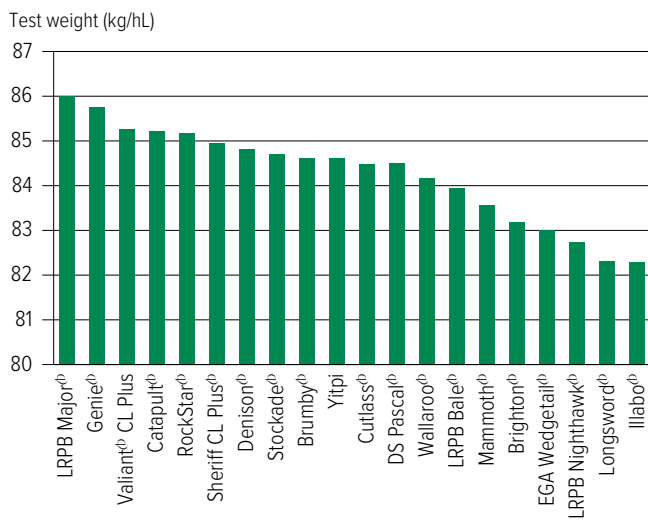
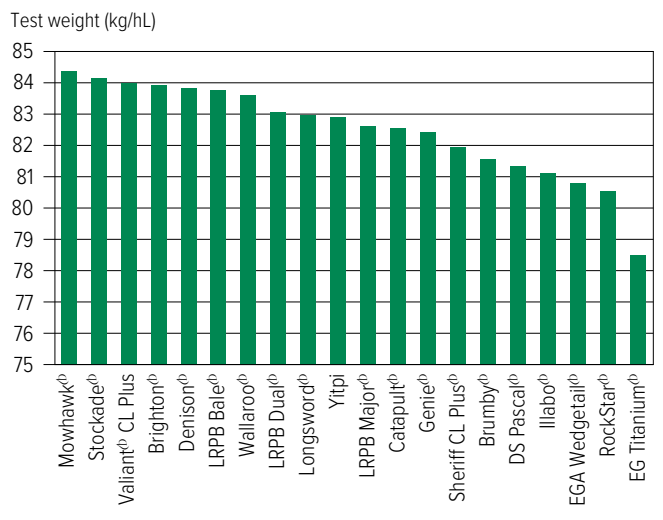


Figure 8: Test weight (kg/hL) comparisons for early season wheat varieties from one NVT site in Eyre Peninsula in 2024.



WHEAT

BARLEY

OAT

CANOLA

FABA BEAN

FIELD PEA

LENTIL

LUPIN

Screenings comparisons

Figure 9: Screenings (<2.0mm) comparisons for main season wheat varieties from eight NVT sites in Eyre Peninsula in 2023.

Screenings (%<2.0mm)

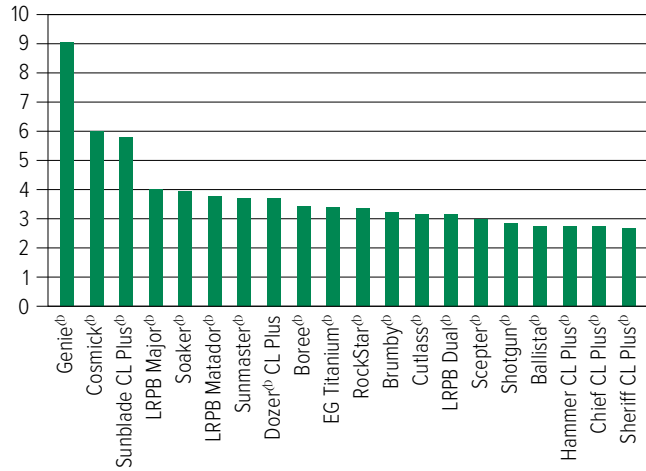


Figure 10: Screenings (<2.0mm) comparisons for main season wheat varieties from eight NVT sites in Eyre Peninsula in 2024.

Screenings (%<2.0mm)

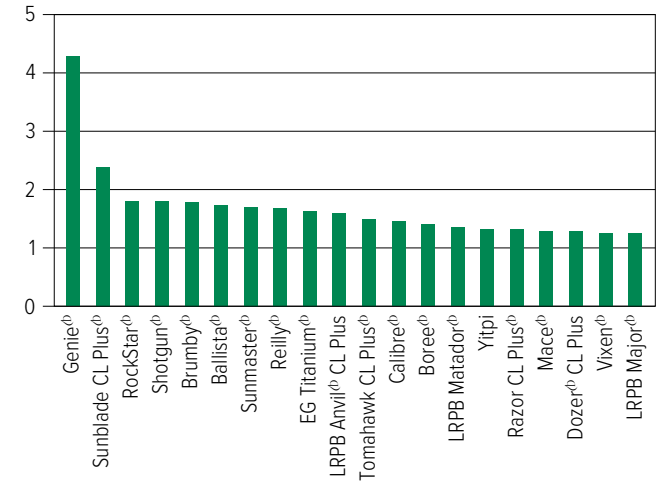


Figure 11: Screenings (<2.0mm) comparisons for early season wheat varieties from one NVT site in Eyre Peninsula in 2023.

Screenings (%<2.0mm)

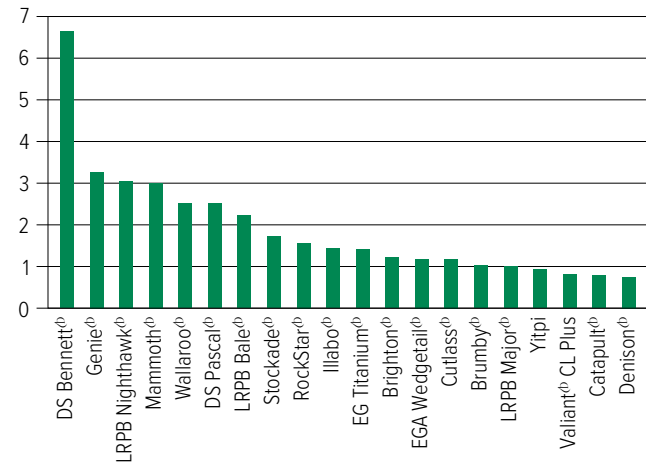
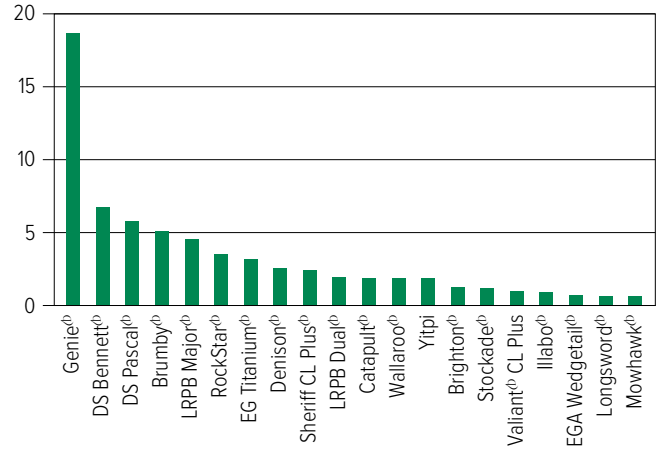


Figure 12: Screenings (<2.0mm) comparisons for early season wheat varieties from one NVT site in Eyre Peninsula in 2024.

Screenings (%<2.0mm)



WHEAT

BARLEY

OAT

CANOLA

FABA BEAN

FIELD PEA

LENTIL

LUPIN

Wheat variety disease ratings – South Australia

The following tables contain varietal ratings for the predominant diseases of wheat in South Australia. These ratings are updated annually by crop pathologists and were released in March 2025.

Selected varieties of most relevance to South Australian growers are listed in alphabetical order and disease ratings are colour-coded to match resistance and tolerance ratings.

Table 13: Wheat disease guide for South Australia.

Variety	Stem rust	Stripe rust (east coast resistance)	Leaf rust	Septoria tritici blotch	Yellow leaf spot	Powdery mildew	RLN resistance (<i>Pratylenchus neglectus</i>)	RLN resistance (<i>Pratylenchus thornei</i>)	CCN	Eyespot	Crown rot	Black point*
Anapurna	MSS	RMR	MS	MRMS	MRMS	RMR	MS	S (P)	MRMS		SVS	
Ascot ^{db}	MRMS	MSS	RMR	S	MRMS	S	S	S	MR	S	S	
Avoca ^{db}	MRMS	MRMS	MSS	MSS	MSS	MS	R (P)	MSS	S (P)	S (P)	MSS (P)	
Ballista ^{db}	MR	MSS	S	SVS	MS	SVS	S	MRMS	MRMS	S	S	
Beckom ^{db}	MRMS	MRMS	MSS	S	MSS	S	S	MSS	R		S	
BigRed ^{db}	S	RMR	MRMS	MR	MR	RMR	MRMS	MS	S		MSS	
Boa ^{db}	MS	MRMS	MR	S	MRMS	S	S	VS	R (P)	S (P)	MSS (P)	
Boree ^{db}	MR	SVS	S	SVS	MRMS	SVS	S	MSS	MSS		S	
Brighton ^{db}	MRMS	MRMS	S	S	MRMS	SVS	S	MS	R	MSS	S	
Brumby ^{db}	MR	MS	SVS	S	MRMS	MSS	MRMS	MS	MRMS	S	S	
Calibre ^{db}	MR	S	S	S	MRMS	MSS	S	MSS	MRMS	S	S	
Catapult ^{db}	MR	S	S	MSS	MRMS	S	S	MS	R	S	MSS	
Chief CL Plus ^{db}	MR	SVS	MR	S	MRMS	SVS	MRMS	MSS	MS	MSS	MSS	
Coolah ^{db}	MR	MSS	RMR	MSS	MSS	MSS	S	MS	S		MSS	
Coota ^{db}	RMR	S	MR	S	MSS	S	MR	MS	MR	S	MSS	
Cutlass ^{db}	R	MSS	RMR	MSS	MSS	MSS	MSS	MSS	MR		S	
Denison ^{db}	MS	S	S	MSS	MRMS	S	S	S	MS	S	MSS	
Devil ^{db}	S	SVS	SVS	SVS	MRMS	S	MSS	S	MSS	S	MSS	
Dozer ^{db} CL Plus	MS	S	S	S	MRMS	S	MRMS	S	MS	SVS	S	
DS Bennett ^{db}	MS	S	SVS	MSS	MRMS	R	S	S	S		VS	
DS Pascal ^{db}	MSS	MRMS	MRMS	MSS	MS	RMR	S	S	S		S	
EG Jet ^{db}	S	MRMS	MSS	MSS	MRMS	SVS	S	S	MRMS		S	
EG Titanium ^{db}	MS	MR	MS	MSS	MSS	S	MSS	MSS	R	S	MSS	
EGA Wedgetail ^{db}	MRMS	MS	MSS	MSS	MSS	MSS (P)	S	VS	S		S	
Genie ^{db}	MRMS	MSS	S	S	MRMS (P)	SVS	MS (P)	MRMS	MSS (P)	S (P)	MS (P)	
Hammer CL Plus ^{db}	MR	MS	S	MSS	MRMS	S	MSS	S	MRMS	S	MSS	
Hyperno ^{db}	RMR	MRMS	RMR	MS	MRMS	MSS	MS	RMR	MS		SVS	
Illabo ^{db}	MR	MRMS	S	MSS	MS	RMR	MSS	MSS	MRMS	S	S	
Ironbark ^{db}	MS	MR	MRMS	S	MSS	S	S	MR (P)	MS (P)	S (P)	MSS (P)	
Jillaroo ^{db}	MS	S	S	S	MS	SVS	S	MS (P)	MS	S	S	
Kingston ^{db}	S	MSS	S	S	MSS	S	S	MR	R	S	S	
Lancelin ^{db}	MRMS	MSS	MSS	SVS	MRMS	S	SVS	MS	MRMS	S	S	
Longford ^{db}	RMR	RMR	RMR	MRMS/S	MRMS	RMR	S	S	MS	MSS (P)	MSS	
Longsword ^{db}	MR	MRMS/MS	MSS	MS	MRMS	S	MRMS	MRMS	MRMS	S	MSS	
LRPB Anvil ^{db} CL Plus	MR	S	SVS	VS	MSS	SVS	MSS	S	MS	S	MSS	
LRPB Avenger ^{db}	MS	S	SVS	S	MS	SVS	MSS	MRMS	MRMS	S	S	
LRPB Bale ^{db}	MRMS	MRMS	MSS	MSS	SVS	MRMS	S	S	R	S	S	
LRPB Beaufort ^{db}	SVS	RMR	MSS	S	MRMS	R (P)	MS	MSS	MS		S	

WHEAT
BARLEY
OAT
CANOLA
FABA BEAN
FIELD PEA
LENTIL
LUPIN

Continued on next page

Table 13: Wheat disease guide for South Australia (continued).

Variety	Stem rust	Stripe rust (east coast resistance)	Leaf rust	Septoria tritici blotch	Yellow leaf spot	Powdery mildew	RLN resistance (<i>Pratylenchus neglectus</i>)	RLN resistance (<i>Pratylenchus thornei</i>)	CCN	Eyespot	Crown rot	Black point*
LRPB Dual ^{db}	MRMS	MS	MSS	MSS	S	S	MSS	MSS	R	S	S	
LRPB Impala ^{db}	MR	MRMS	SVS	SVS	MSS	MR	SVS	S	MSS		MSS	
LRPB Kittyhawk ^{db}	MRMS	MR	MR	MRMS	MRMS	MS	S	S	S	S	SVS	
LRPB Major ^{db}	MRMS	MRMS	MR	MSS	MS	MSS	S	MSS	MRMS	S	MSS	
LRPB Matador ^{db}	MS	MS	MSS	S	MRMS	MSS	S	MS	MS (P)	S (P)	S	
LRPB Nighthawk ^{db}	RMR	MR	MS	MS	MS	SVS	MSS	MS	MS		MSS	
LRPB Optimus ^{db}	MR	MRMS	RMR	S	MSS	MSS	MSS	MS	MS	S	MSS	
LRPB Oryx ^{db}	MR	MRMS	RMR#	SVS	MSS	MR	MSS	MSS	S	S	MSS	
LRPB Raider ^{db}	RMR	MR	RMR	S	MSS	S	MSS	MS	S		S	
LRPB Scotch ^{db}	MSS	MRMS	MR#	S	MRMS	MR	MS	S	MS	S	S	
LRPB Scout ^{db}	MRMS	MS	MS	S	SVS	S	S	MSS	R		S	
LRPB Trojan ^{db}	MRMS	S	MR	S	MSS	S	MSS	MSS	MS	MS	MS	
Mace ^{db}	MRMS	SVS	S	SVS	MRMS	MSS	MS	MS	MRMS	S	S	
Mammoth ^{db}	MR	MSS	MRMS	MSS	MRMS	SVS	MSS	MRMS	MSS	MSS	S	
Manning ^{db}	MR	MR	MSS	MRMS/S	MRMS	MRMS	MSS	S	S	MS (P)	VS	
Mowhawk ^{db}	RMR (P)		MR (P)	MSS (P)	MRMS (P)	MR				MSS (P)		
Naparoo ^{db}	MRMS	MRMS	MS	S	MRMS	MR (P)	SVS	S			S	
Packer ^{db}	MR	MRMS	MR	MSS	MS	MSS	S	S	R (P)	S (P)	MS (P)	
Razor CL Plus ^{db}	MRMS	MRMS	S	SVS	MSS	MSS	S	MS	MR	S	S	
Reilly ^{db}	MRMS	MS	MSS	S	S	MSS	MS	MSS	R	S	S	
RGT Accroc ^{db}	MRMS	MRMS	S	MS	MRMS	MRMS	MS	MSS	S	MSS (P)	SVS	
RGT Calabro	MS	MRMS	MS	MRMS	MR	RMR	S	MS	S		SVS	
RGT Cesario ^{db}	RMR	MRMS	RMR	MRMS	MR	RMR	MRMS	MSS	MSS (P)		VS	
RGT Ponsford ^{db}	RMR	MS	MR	MSS	MS	MSS	MSS	S	MRMS	S	MSS	
RGT Waugh ^{db}	MS	MR	S	MRMS#	MRMS	RMR	MSS	MSS	MS		S	
RGT Zanzibar	VS	RMR	SVS	MSS	MS	RMR	S	MS (P)	MSS		S	
RockStar ^{db}	MRMS	S	S	S	MRMS	SVS	MRMS	MS	MSS	S	S	
Saintly	MS	MRMS	RMR	MRMS/S	MRMS	S (P)	MS	RMR	MS		VS (P)	
Scepter ^{db}	MRMS	S	MSS	S	MRMS	SVS	S	MSS	MRMS	S	MSS	
Severn ^{db}	MRMS	MR	MR	MSS	MRMS	RMR	S	MRMS	MSS (P)		S	
Sheriff CL Plus ^{db}	MS	SVS	SVS	S	MRMS	SVS	MRMS	MS	MS	S	S	
Shotgun ^{db}	MRMS	MSS	MSS	S (P)	MRMS	S	MS (P)	MRMS	R (P)	S (P)	MS (P)	
Soaker ^{db}	MRMS	S	MSS	S	MRMS	S	S	S	MRMS (P)	S (P)	MS (P)	
Stockade ^{db}	MS	MR	MR	MS	MRMS	SVS	S	MSS	MRMS	MSS (P)	S	
Sunblade CL Plus ^{db}	MS	MRMS	MSS	S	MSS	S	MSS	MRMS	MSS		S	
Sunflex ^{db}	MR	MRMS	RMR	SVS	MS	S	S	MSS	MS		MSS	
Sunmaster ^{db}	MS	MRMS	RMR	S	MSS	S	MRMS	MS	MSS		MSS	
Tomahawk CL Plus ^{db}	MR	S	S	S	MRMS	SVS	S	MS	MRMS	S	MSS	
Triple 2 ^{db}	MR (P)	RMR (P)	MRMS	MR	MR (P)	MRMS	R (P)	MR	MS (P)		MRMS (P)	
Valiant ^{db} CL Plus	MRMS	S	S	MSS	MRMS	VS	S	S (P)	MSS (P)	MSS	MSS	
Vixen ^{db}	MRMS	SVS	SVS	S	MRMS	SVS	MRMS	MS	MSS	S	S	
Wallaroo ^{db}	RMR	RMR	RMR	MSS	MRMS	S	MS	MRMS	R	S	MSS	
Willaura ^{db}	MR	S	MRMS	S	MS	SVS	MSS	MRMS	MS	MSS (P)	S	
Yitpi	S	MS	MSS	S	SVS	MS	MSS	S	MR		S	
Zen ^{db}	S (MRMS)	S	S	S	MRMS	MSS	MRMS	S	S		S	

WHEAT
BARLEY
OAT
CANOLA
FABA BEAN
FIELD PEA
LENTIL
LUPIN

Continued on next page

Table 13: Wheat disease guide for South Australia (continued).

Variety	Stem rust	Stripe rust (east coast resistance)	Leaf rust	<i>Septoria tritici</i> blotch	Yellow leaf spot	Powdery mildew	RLN resistance (<i>Pratylenchus neglectus</i>)	RLN resistance (<i>Pratylenchus thornei</i>)	CCN	Eyespot	Crown rot	Black point*
DURUM												
Bitalli [Ⓛ]	RMR	MRMS	MR	MSS	MRMS	S	MSS	RMR	MSS		SVS	
Caparoi [Ⓛ]	MR	MRMS	RMR	MRMS/S	MRMS	S	MS	MR	MRMS (P)		VS	
DBA Bindaroi [Ⓛ]	MR	MRMS	RMR	MS	MS	S	MRMS	MR	MS		SVS	
DBA Lillaroi [Ⓛ]	RMR	MRMS	RMR	S	MRMS	S	MRMS	RMR	S		SVS	
DBA Mataroi [Ⓛ]	MRMS	MRMS	MR	MSS	MRMS	S	MS	RMR	MRMS		SVS	
DBA Vittaroi [Ⓛ]	MR	MRMS	RMR	MSS	MRMS	MSS	MS	MR	S		SVS	
DBA-Aurora [Ⓛ]	RMR	MR	RMR	MRMS/S	MRMS	MSS	MRMS	RMR	MSS		SVS	
Jandaroi [Ⓛ]	MRMS (R)	MRMS	RMR	MSS	MRMS	S (P)	MS	MRMS	MS		VS	
Patron [Ⓛ]	RMR	MRMS	RMR	MRMS	MRMS	S	MRMS	MR	S		SVS	
Westcourt [Ⓛ]	RMR	MR	RMR	S	MRMS	MSS	MS	MR	MSS		VS	

* ratings will be updated when available. Learn more via the [NVT Disease Ratings](#).

R = resistant, MR = moderately resistant, MS = moderately susceptible, S = susceptible, VS = very susceptible,

T = tolerant, MT = moderately tolerant, MI = moderately intolerant, I = intolerant, VI = very intolerant,

(P) = provisional rating, - hyphen indicates a range, / indicates pathotype differences, # warning, may be more susceptible to alternate pathotypes,

^ line contains a few susceptible off types, () show outlier.

Wheat variety maturity

The wheat-breeding members of Australian Crop Breeders have developed a consistent approach to the description of wheat variety maturity (relative heading date).

Table 14: An industry guide for wheat variety maturity description.

Maturity description	Abbreviation	Quick wheat boundary	Slow wheat boundary
SPRING WHEAT			
Very quick	VQ		Axe ^{db}
Very quick-quick	VQ-Q	> Axe ^{db}	Vixen ^{db}
Quick	Q	> Vixen ^{db}	Corack ^{db} /LRPB Mustang ^{db}
Quick-mid	Q-M	> Corack ^{db} /LRPB Mustang ^{db}	Mace ^{db} /Suntop ^{db}
Mid	M	> Mace ^{db} /Suntop ^{db}	LRPB Reliant ^{db} /Sheriff CL Plus ^{db} /LRPB Trojan ^{db}
Mid-slow	M-S	> LRPB Reliant ^{db} /Sheriff CL Plus ^{db} /LRPB Trojan ^{db}	Yitpi/EGA Gregory ^{db}
Slow	S	> Yitpi/EGA Gregory ^{db}	Sunzell
Slow-very slow	S-VS	> Sunzell	Sunmax ^{db}
Very slow	VS	> Sunmax ^{db}	
WINTER WHEAT			
Quick	Q		Illabo ^{db}
Mid	M	> Illabo ^{db}	RGT Accroc ^{db}
Slow	S	> RGT Accroc ^{db}	

Source: [Australian Crop Breeders Ltd](#)

WHEAT

BARLEY

OAT

CANOLA

FABA BEAN

FIELD PEA

LENTIL

LUPIN

Wheat optimum time of sowing – an example for Eyre Peninsula

To achieve flowering in the ideal window and maximise yield, the optimum time of sowing is based on a combination of variety maturity and environment.

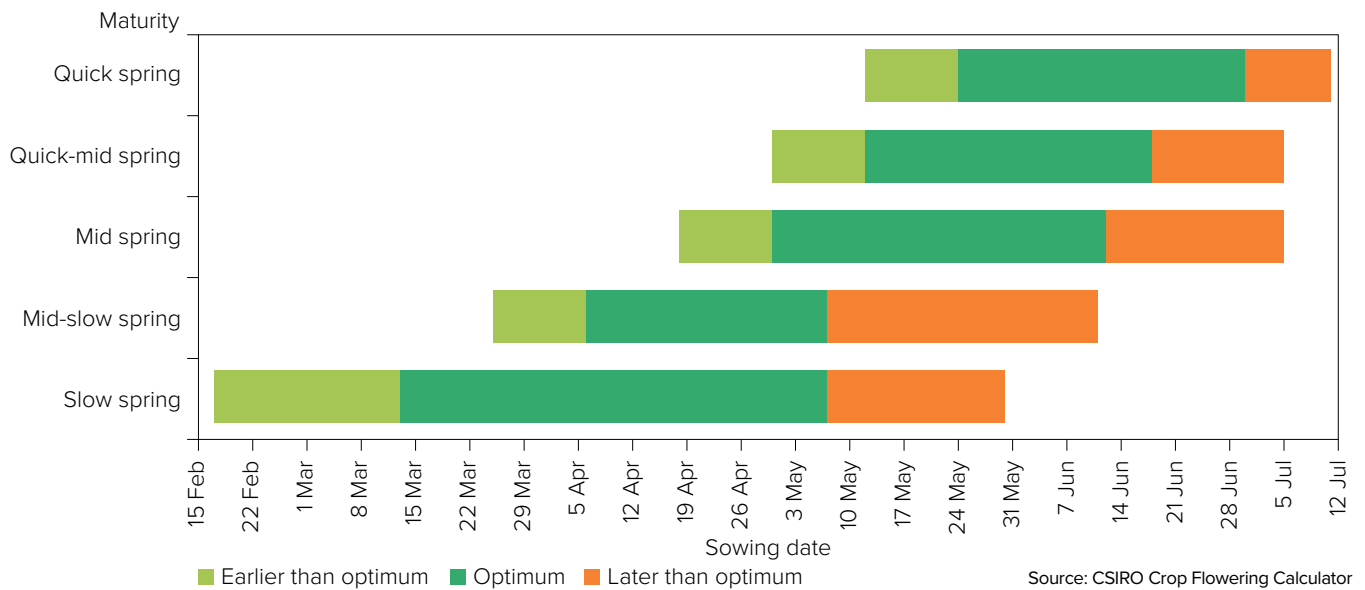
Growers and advisers are encouraged to use the [Crop Flowering Calculator](#) to compare the impact of specific variety selection and sowing date for the ideal flowering window at their own location. The Crop Flowering Calculator is a simple phenology (maturity) model that uses 60 years of local weather data to calculate a range of possible flowering dates for a specific environment for wheat, barley and canola.

The Crop Flowering Calculator helps optimise sowing programs by finding the variety or sowing time that best matches the optimal flowering window for a specific location. Select a location and crop type and then either ‘Find a Variety’ (to match a fixed sowing date), or find ‘When to Sow’ (to match a fixed variety).

This time of sowing guide (Figure 13) is automatically generated from the database that underpins the Crop Flowering Calculator. The guide presents the optimal sowing windows for generic varieties for a single location.

The Crop Flowering Calculator integrates the scientific outputs from several GRDC projects and Initiatives (CSP00187, CSP1901-002RTX, UOM1806-001RTX and CSP2206-012RTX) and brings together the diverse aspects of crop phenology (genetics, physiology and agronomy). This tool has been supported by CSIRO in partnership with GRDC through CSP2206-012RTX.

Figure 13: Optimum time of sowing by variety maturity for Wudinna as an example for Eyre Peninsula.



Disclaimer: This Crop Flowering Calculator is a work in progress and is still undergoing development. The results provided have not yet been fully validated and should be interpreted with caution and used at your own discretion.

BARLEY

New barley varieties

The following information is for barley varieties released in the 12 months to the date when the MET analysis was published on NVT online. Please go to nvt.grdc.com.au to find trial results for any new varieties released since the publication of this harvest report.

Variety	Breeding company	Grain classification	End point royalty* (\$)	Comments supplied by breeding company ¹
Bigfoot CL [Ⓓ]	Australian Grain Technologies Pty Ltd	FEED	4.35	Bigfoot CL [Ⓓ] is very similar to popular northern variety Yeti [Ⓓ] but tolerant to Clearfield® Intervix® herbicide. It has good grain size and test weight, having a short stature and lower risk of lodging. It is feed quality only. Bigfoot CL [Ⓓ] has a quick-mid spring maturity.
Granite [Ⓓ] CL	InterGrain Pty Ltd	FEED	3.90	Granite [Ⓓ] CL is a new Clearfield® feed barley for low to medium rainfall barley producing areas across Australia. Granite [Ⓓ] CL provides a significant yield improvement over Rosalind [Ⓓ] with the added benefit of herbicide tolerance. Granite [Ⓓ] CL has a quick-mid spring maturity.
PegasusAX [Ⓓ]	Australian Grain Technologies Pty Ltd	FEED	4.15	PegasusAX [Ⓓ] carries CoAXium herbicide tolerance (Aggressor® AX herbicide) and is a derivative of Rosalind [Ⓓ] , with a similar plant type. It has similar grain size as some other high-yielding feed varieties and is feed quality only. PegasusAX [Ⓓ] has a quick-mid spring maturity.
RGT Atlantis [Ⓓ]	RAGT	Under malt evaluation	4.25	RGT Atlantis [Ⓓ] is a new waterlogging-tolerant barley with high yield potential in the medium to high-rainfall zones. It is bred from RGT Planet [Ⓓ] and has a similar maturity. It is the same plant structure and height as RGT Planet [Ⓓ] . RGT Atlantis [Ⓓ] has a quick-mid spring maturity.
Spinnaker [Ⓓ]	Secobra Recherches	Under malt evaluation	4.00	Spinnaker [Ⓓ] has (Fathom [Ⓓ] x RGT Planet [Ⓓ]) x European malt breeding line heritage. It is two to three days earlier maturing than RGT Planet [Ⓓ] with a May planting and has slightly shorter plant height than RGT Planet [Ⓓ] .

*EPR amount is ex-GST, [Ⓓ]denotes Plant Breeder's Rights apply. ¹All data in the table was provided by breeders. Readers should raise any issues with the displayed data directly with the breeder. Grain classification downloaded from Grains Australia on 14/3/2025.

WHEAT

BARLEY

OAT

CANOLA

FABA BEAN

FIELD PEA

LENTIL

LUPIN

Refer to the latest *Crop Sowing Guide* for further information at nvt.grdc.com.au/resources/crop-sowing-guides

Barley variety yield performance – Eyre Peninsula

Yield results are presented from the top-performing varieties within each NVT location in the region for the past five seasons. Results are presented (as a percentage) for each variety relative to the mean trial yield for the location within each year. Varieties are listed in descending order of average yield over the period. The Long Term Yield Reporter provides additional information on varieties not listed and can be viewed as a table or chart with error bars. Rainfall is provided for January to March (J–M) and April to October (A–O) and, where relevant, irrigation from April to October.

Table 1: Cummins main season barley.

Year	2020	2021	2022	2023	2024
Mean yield (t/ha)	4.20	5.36		6.33	
Neo ^{db} CL*				121	
Cyclops ^{db}	129	106		118	
Minotaur ^{db}	125	103		115	
Maximus ^{db} CL*	120	108		111	
Combat ^{db}		110		109	
Laperouse ^{db}	115	102		114	
Rosalind ^{db}	114	107		106	
Yeti ^{db}	107	106		111	
Spartacus CL ^{db*}	110	106		103	
Spinnaker ^{db}				101	
La Trobe ^{db}	104	106		98	
Beast ^{db}	88	107		102	
RGT Planet ^{db}	106	98		96	
Fathom ^{db}	91	105		97	
Titan AX ^{db*}				104	
Sowing date	5 May	24 May	19 May	12 May	3 Jun
Rainfall J–M (mm)	41	54	147	33	39
Rainfall A–O (mm)	366	327	386	268	222

Trial failed (2022)
Compromised trial (2023)

Special thanks to 2024 trial cooperator, ST and BR Pedler.
* herbicide-tolerant variety. Learn more via the [NVT Long Term Yield Reporter](#)

Table 2: Darke Peak main season barley.

Year	2020	2021	2022	2023	2024
Mean yield (t/ha)	1.90	2.33	7.20	1.82	
Neo ^{db} CL*				99	
Bigfoot CL ^{db*}				112	
Leabrook ^{db}	125	130	103	115	
Yeti ^{db}	131	132	97	119	
Combat ^{db}			109	124	
Beast ^{db}	124	127	97	125	
Compass ^{db}	123	128	98	115	
Titan AX ^{db*}		126	102	108	
Cyclops ^{db}	114	120	102	113	
Minotaur ^{db}	112	113	107	104	
Laperouse ^{db}	121	129	97	106	
Commodus ^{db} CL*	119	125	97	112	
Rosalind ^{db}	109	103	102	115	
Spinnaker ^{db}			112	97	
Maximus ^{db} CL*	119	119	89	120	
Sowing date	19 May	1 Jun	26 May	26 May	17 Jun
Rainfall J–M (mm)	89	51	215	41	29
Rainfall A–O (mm)	273	227	315	191	128

Trial failed (2023)

Special thanks to 2024 trial cooperator, Brendan Kenny.
* herbicide-tolerant variety. Learn more via the [NVT Long Term Yield Reporter](#)

Table 3: Elliston main season barley.

Year	2020	2021	2022	2023	2024
Mean yield (t/ha)	2.28	4.41	6.94	3.82	3.14
Neo ^{db} CL*				109	98
Combat ^{db}			108	108	119
Rosalind ^{db}	113	104	110	108	106
Yeti ^{db}	115	110	101	109	103
Spinnaker ^{db}			114	105	101
Bigfoot CL ^{db*}				106	102
Minotaur ^{db}	103	106	108	102	101
Beast ^{db}	116	107	94	109	112
Maximus ^{db} CL*	111	109	100	105	103
Cyclops ^{db}	104	109	102	101	107
PegasusAX ^{db*}				104	102
Leabrook ^{db}	111	106	94	107	110
RGT Planet ^{db}	98	94	114	101	98
Zena ^{db} CL*			112	102	97
Fathom ^{db}	106	101	94	103	109
Sowing date	12 May	28 May	11 May	16 May	13 Jun
Rainfall J–M (mm)	19	64	60	17	26
Rainfall A–O (mm)	310	269	398	298	232

Special thanks to 2024 trial cooperator, DS and NM May.
* herbicide-tolerant variety. Learn more via the [NVT Long Term Yield Reporter](#)

Table 4: Minnipa main season barley.

Year	2020	2021	2022	2023	2024
Mean yield (t/ha)	2.24	3.15	4.61	1.90	
Neo ^{db} CL*				105	
Combat ^{db}			107	115	
Bigfoot CL ^{db*}				107	
Minotaur ^{db}	103	104	116	101	
Yeti ^{db}	106	114	103	111	
Cyclops ^{db}	103	106	112	103	
Spinnaker ^{db}			112	103	
Rosalind ^{db}	106	110	104	110	
Leabrook ^{db}	108	112	98	112	
Beast ^{db}	108	115	92	116	
Laperouse ^{db}	100	104	108	99	
Maximus ^{db} CL*	102	109	98	108	
RGT Planet ^{db}	100	97	110	98	
PegasusAX ^{db*}				105	
Titan AX ^{db*}		104	99	103	
Sowing date	12 May	27 May	5 May	23 May	30 May
Rainfall J–M (mm)	77	44	89	38	28
Rainfall A–O (mm)	218	210	300	168	151

Trial failed (2023)

Special thanks to 2024 trial cooperator, SARDI Minnipa Agricultural Centre.
* herbicide-tolerant variety. Learn more via the [NVT Long Term Yield Reporter](#)

WHEAT

BARLEY

OAT

CANOLA

FABA BEAN

FIELD PEA

LENTIL

LUPIN

Table 5: Piednippie main season barley.

Year	2020	2021	2022	2023	2024
Mean yield (t/ha)		3.22	4.98	1.93	
Neo ^{db} CL*				102	
Combat ^{db}			111	113	
Minotaur ^{db}		107	111	102	
Spinnaker ^{db}			115	99	
Cyclops ^{db}		110	106	107	
Rosalind ^{db}		106	108	107	
Bigfoot CL ^{db*}				109	
RGT Planet ^{db}		98	116	93	
Zena ^{db} CL*			113	93	
Yeti ^{db}		108	98	112	
PegasusAX ^{db*}				102	
Leabrook ^{db}		109	93	113	
Maximus ^{db} CL*		105	96	110	
Beast ^{db}		109	91	116	
Laperouse ^{db}		105	97	104	
Sowing date	18 May	26 May	6 May	19 May	12 Jun
Rainfall J–M (mm)	31	67	144	16	47
Rainfall A–O (mm)	240	289	384	195	96

Special thanks to 2024 trial cooperators.

* herbicide-tolerant variety. Learn more via the [NVT Long Term Yield Reporter](#)

Table 6: Wanilla main season barley.

Year	2020	2021	2022	2023	2024
Mean yield (t/ha)	4.67	5.47	5.94	5.94	4.31
Neo ^{db} CL*				113	108
Combat ^{db}		113	110	111	112
Granite ^{db} CL*					111
Cyclops ^{db}	113	107	105	111	109
Minotaur ^{db}	116	105	107	108	106
Rosalind ^{db}	111	105	106	109	107
Bigfoot CL ^{db*}					109
Spinnaker ^{db}			110	102	101
Yeti ^{db}	110	96	101	112	109
Maximus ^{db} CL*	112	99	97	112	108
PegasusAX ^{db*}					103
Laperouse ^{db}	111	96	98	108	105
RGT Planet ^{db}	106	106	109	96	97
Zena ^{db} CL*		104	107	96	96
Spartacus CL ^{db*}	103	100	95	105	104
Sowing date	12 May	24 May	16 May	17 May	5 Jun
Rainfall J–M (mm)	62	55	139	52	55
Rainfall A–O (mm)	397	450	470	329	296

Special thanks to 2024 trial cooperators, GS and KS Charlton.

* herbicide-tolerant variety. Learn more via the [NVT Long Term Yield Reporter](#)

Table 7: Wharminda main season barley.

Year	2020	2021	2022	2023	2024
Mean yield (t/ha)	1.41		5.81		1.93
Neo ^{db} CL*					94
Combat ^{db}			110		125
Cyclops ^{db}	101		103		118
Leabrook ^{db}	116		99		116
Bigfoot CL ^{db*}					108
Minotaur ^{db}	104		105		105
Titan AX ^{db*}			98		118
Granite ^{db} CL*					109
Beast ^{db}	109		98		119
Spinnaker ^{db}			109		93
Rosalind ^{db}	96		105		105
Yeti ^{db}	115		98		108
Compass ^{db}	117		95		114
Commodus ^{db} CL*	115		95		112
Laperouse ^{db}	114		97		106
Sowing date	19 Jun	28 May	13 May	11 May	12 Jun
Rainfall J–M (mm)	40	53	141	23	42
Rainfall A–O (mm)	247	228	282	192	126

Special thanks to 2024 trial cooperators, TP and MM Ottens.

* herbicide-tolerant variety. Learn more via the [NVT Long Term Yield Reporter](#)

WHEAT

BARLEY

OAT

CANOLA

FABA BEAN

FIELD PEA

LENTIL

LUPIN

Barley variety quality – Eyre Peninsula

Grain quality for individual varieties varies from site to site and from year to year. However, long-term and across-site trends highlight varieties that can consistently achieve high protein percentage, high test weight or low grain screenings under a wider range of environments.

The following figures show the grain quality trends as histograms from 2023 and 2024 NVT averaged for trials in the Eyre Peninsula region. Only the varieties evaluated at every site are included. These are plotted in order of performance, up to a maximum of 20.

Protein and yield comparisons

Figure 1: Protein (%) and yield (t/ha) comparisons for main season barley varieties from six NVT sites in Eyre Peninsula in 2023.

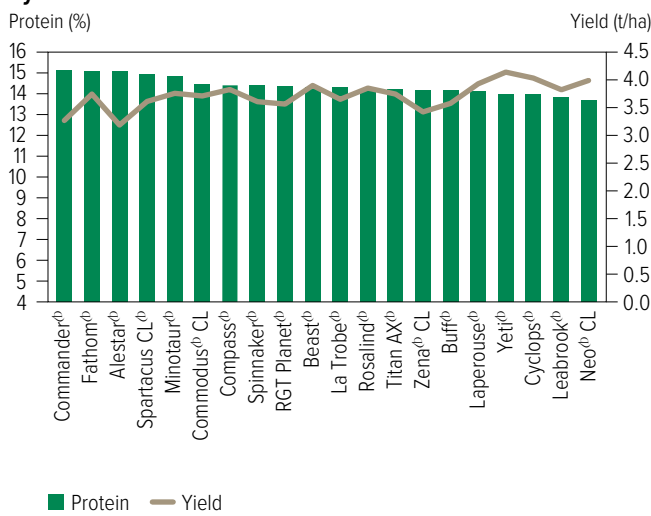
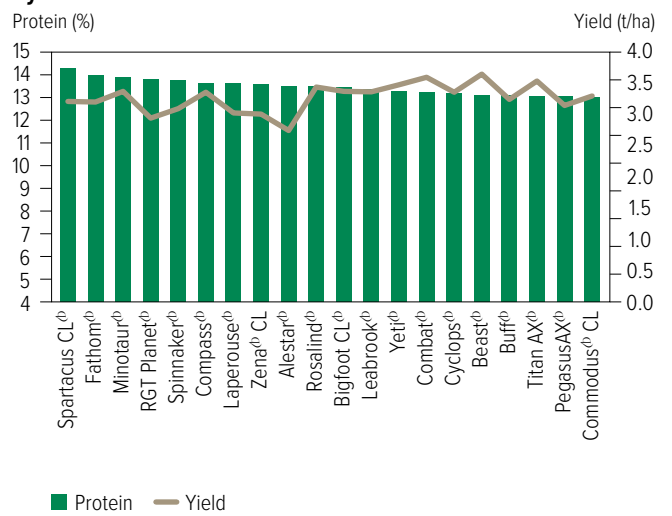


Figure 2: Protein (%) and yield (t/ha) comparisons for main season barley varieties from three NVT sites in Eyre Peninsula in 2024.



Test weight comparisons

Figure 3: Test weight (kg/hL) comparisons for main season barley varieties from six NVT sites in Eyre Peninsula in 2023.

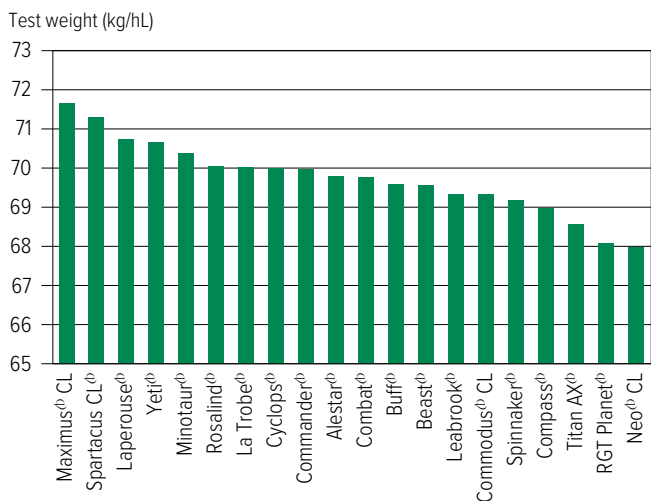
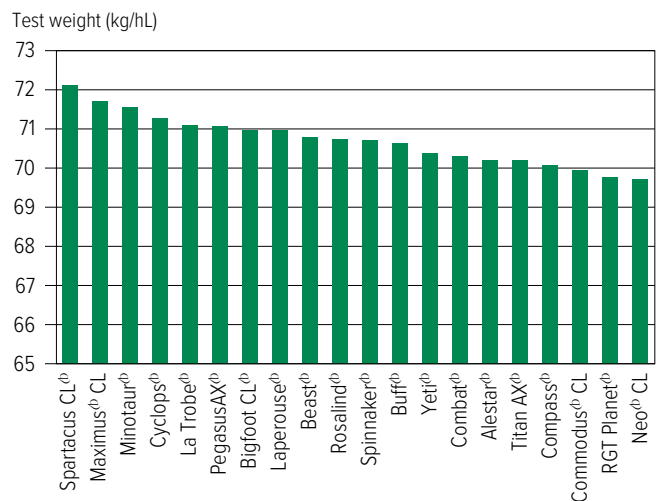


Figure 4: Test weight (kg/hL) comparisons for main season barley varieties from three NVT sites in Eyre Peninsula in 2024.



Screenings comparisons

Figure 5: Screenings (<2.2mm) comparisons for main season barley varieties from six NVT sites in Eyre Peninsula in 2023.

Screenings (%<2.2mm)

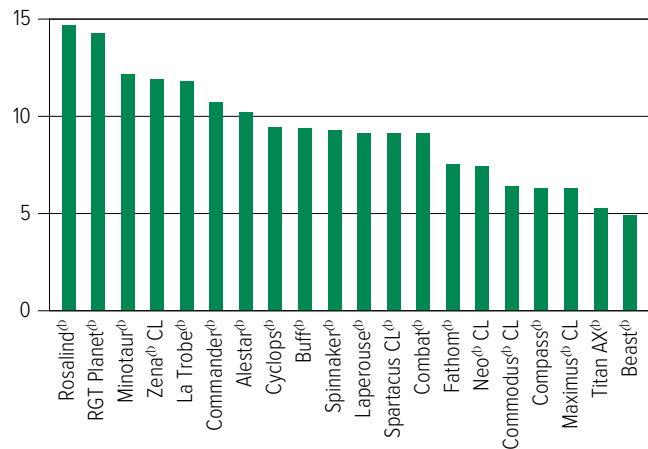
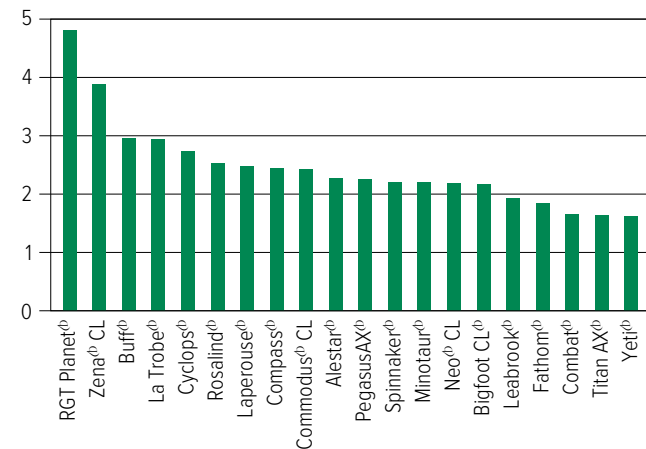


Figure 6: Screenings (<2.2mm) comparisons for main season barley varieties from three NVT sites in Eyre Peninsula in 2024.

Screenings (%<2.2mm)



Retention comparisons

Figure 7: Retention (>2.5mm) comparisons for main season barley varieties from six NVT sites in Eyre Peninsula in 2023.

Retention (%>2.5mm)

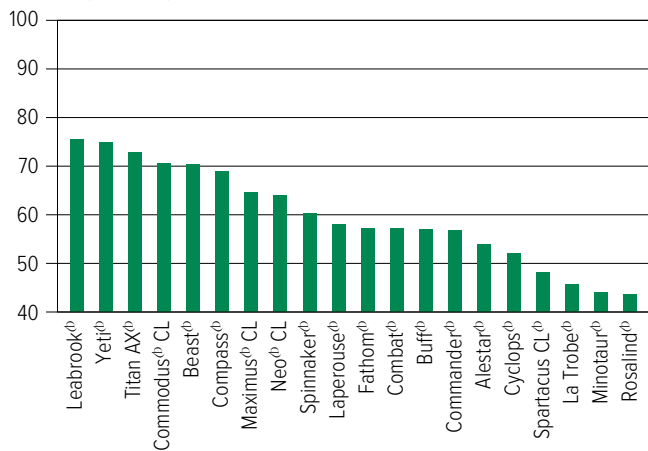
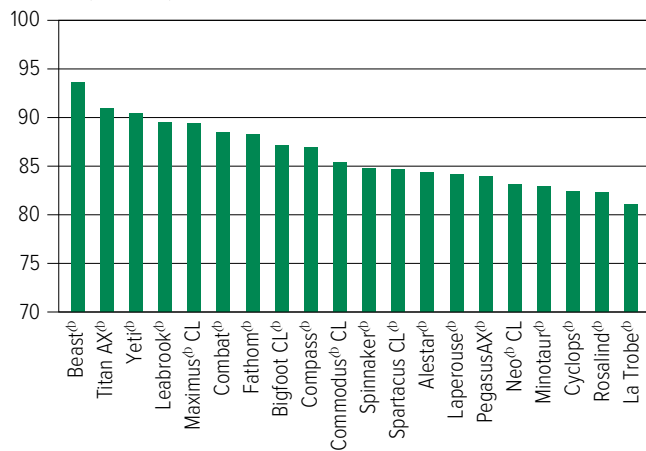


Figure 8: Retention (>2.5mm) comparisons for main season barley varieties from three NVT sites in Eyre Peninsula in 2024.

Retention (%>2.5mm)



Barley variety disease ratings – South Australia

The following tables contain varietal ratings for the predominant diseases of barley in South Australia. These ratings are updated annually by crop pathologists and were released in March 2025.

Selected varieties of most relevance to South Australian growers are listed in alphabetical order and disease ratings are colour-coded to match resistance and tolerance ratings.

Table 8: Barley disease guide for South Australia.

Variety	Leaf rust	Net form net blotch	Spot form net blotch	Leaf scald	Ramularia	RLN resistance (<i>Pratylenchus neglectus</i>)	RLN resistance (<i>Pratylenchus thornei</i>)	CCN	Crown rot	Black point	Powdery mildew
Alestar ^{db}	MS	MRMS-S	S	SVS	SVS	MR	MR	R ^a (P)	S	MRMS	MRMS
Beast ^{db}	S	MRMS-S	MSS	SVS	SVS	MRMS	MRMS	MR	S	MSS	S
Bigfoot CL ^{db}	S	MS	MSS	VS	SVS	MR	RMR (P)	R	MSS (P)	S (P)	S
Bottler ^{db}	MS	R-MS	S	SVS	SVS	MS	RMR		SVS	MRMS	RMR
Buff ^{db}	SVS	MR-MS	S	MS-VS	SVS	MRMS	MS		S	MS	S
Combat ^{db}	SVS	MRMS-S	RMR	MS-S	SVS	MRMS	MS	MR	MSS	MSS	MSS
Commander ^{db}	MSS	S-VS	MSS	SVS	SVS	MRMS	MRMS	R	S	MSS	MSS
Commodus ^{db} CL	S	MRMS-MSS	MSS	MSS-SVS	SVS	MRMS	MRMS	R	S	MS	MSS
Compass ^{db}	SVS	MRMS-S	MS	MSS-SVS	SVS	MRMS	MR	R	MSS	MSS	S
Cyclops ^{db}	SVS	MR-MS	MSS	S	SVS	MRMS	MRMS	S	MSS	MSS	SVS
Fandaga ^{db}	S	MRMS-SVS	S	SVS	SVS	MR	MR	R	MS	MRMS	R
Fathom ^{db}	MSS	MSS-SVS	RMR	R-S	SVS	MRMS	MR	R	SVS	MSS	MRMS
Flinders ^{db}	S	MSS	S	MSS-SVS	SVS	MRMS	MR	S	MSS	MRMS	MR
Granite ^{db} CL	S	MRMS (P)	MRMS (P)	VS (P)	SVS (P)				SVS (P)		SVS (P)
Kiwi	MSS	MRMS-MSS	MSS	SVS	SVS	MRMS	RMR	S	MSS	MS	MS
La Trobe ^{db}	S	MS-S	S	R-SVS	SVS	MRMS	MRMS	R	S	MSS	S
Laperouse ^{db}	S	MRMS-S	MRMS	SVS	SVS	MRMS	MR	S	S	MSS	MSS
Leabrook ^{db}	S	MR-S	MS	MRMS-SVS	SVS	MRMS	RMR	RMR	S	MS	S
Litmus ^{db}	S	S-VS	S	VS	SVS	MS	MRMS	MS	S	MS	MSS
Maximus ^{db} CL	S	MR-MS	MS	R-SVS	SVS	MRMS	MRMS	R	S	MSS	S
Minotaur ^{db}	SVS	MR-MS	S	VS	SVS	MRMS	MRMS	R	MSS	MRMS	S
Neo ^{db} CL	MSS	MSS	MR	S	SVS	MR	MRMS	R	VS (P)	MRMS (P)	RMR
Newton	MS	MR	MS	MS	S	MRMS	MRMS	MSS	MSS (P)	MRMS (P)	RMR
PegasusAX ^{db}	MS	MRMS	MSS	MSS	SVS	MR	MRMS	R	MSS (P)	MSS (P)	S
RGT Atlantis ^{db}	MS	SVS	S	VS	SVS	MR	RMR	R	SVS (P)	MRMS (P)	R
RGT Planet ^{db}	MS	MSS-SVS	SVS	R-SVS	SVS	MRMS	MR	R	MSS	MRMS	RMR
Rosalind ^{db}	MSS	MRMS	S	MR-S	SVS	MRMS	MRMS	R	S	MS	S
Scope CL ^{db}	S	R-MRMS	MSS	MRMS-SVS	SVS	MRMS	MRMS	S	S	MS	MRMS
Spartacus CL ^{db}	S	MS-VS	SVS	R-SVS	SVS	MRMS	MRMS	R	S	MSS	S
Spinnaker ^{db}	MSS	SVS	SVS	S	SVS	MR	MS	S	MSS	MRMS	RMR
Titan AX ^{db}	SVS	MRMS-S	MSS	VS	SVS	MR	MR	MR (P)	MSS	MSS	MSS
Urambie	S	MRMS	S	R-S	SVS	MRMS	MR		MSS	MRMS	MS
Westminster ^{db}	MS	MRMS-S	S	R-S	SVS	MRMS	MS		MSS	MRMS	RMR
Yeti ^{db}	SVS	MR-MSS	MSS	VS	SVS	MR	MR	RMR	S	MSS	S
Zena ^{db} CL	MSS	MRMS-SVS	SVS	R-S	SVS	MRMS	MR	R	S	MRMS (P)	RMR

Learn more via the [NVT Disease Ratings](#).

R = resistant, MR = moderately resistant, MS = moderately susceptible, S = susceptible, VS = very susceptible,

T = tolerant, MT = moderately tolerant, MI = moderately intolerant, I = intolerant, VI = very intolerant,

(P) = provisional rating, - hyphen indicates a range, / indicates pathotype differences, # warning, may be more susceptible to alternate pathotypes,

^a line contains a few susceptible off types, () show outlier.

WHEAT
BARLEY
OAT
CANOLA
FABA BEAN
FIELD PEA
LENTIL
LUPIN

OAT

New oat varieties

The following information is for field pea varieties released in the 12 months to the date when the MET analysis was published on NVT online. Please go to nvt.grdc.com.au to find trial results for any new varieties released since the publication of this harvest report.

Variety	Breeding company	End point royalty* (\$)	Comments supplied by breeding company ¹
Goldie ^{db}	InterGrain Pty Ltd	3.50	Goldie ^{db} is a new high-yielding milling oat and is suited to all oat growing regions of southern NSW, Victoria, SA and WA. Goldie ^{db} is a mid-spring maturing oat and is well suited for the second week of April to mid-May sowing window. Goldie ^{db} has a medium-tall plant height and has excellent panicle emergence. It has good test weight and low screenings. Along with excellent grain yield and quality attributes, early hay yield and quality data looks promising for export hay. Goldie ^{db} has a mid-spring maturity.
Minnie ^{db}	InterGrain Pty Ltd	3.50	Minnie ^{db} provides excellent yield potential for medium to high rainfall oat growing regions of southern NSW, Victoria, SA and WA. Its short-medium plant height allows improved lodging and harvestability in higher yielding situations. Minnie ^{db} has a mid-slow spring maturity.

*EPR amount is ex-GST, ^{db}denotes Plant Breeder's Rights apply. ¹All data in the table was provided by breeders. Readers should raise any issues with the displayed data directly with the breeder.

WHEAT

BARLEY

OAT

CANOLA

FABA BEAN

FIELD PEA

LENTIL

LUPIN

Refer to the latest *Crop Sowing Guide* for further information at nvt.grdc.com.au/resources/crop-sowing-guides

Oat variety yield performance – Eyre Peninsula

Yield results are presented from the top-performing varieties within each NVT location in the region for the past five seasons. Results are presented (as a percentage) for each variety relative to the mean trial yield for the location within each year. Varieties are listed in descending order of average yield over the period.

The Long Term Yield Reporter provides additional information on varieties not listed and can be viewed as a table or chart with error bars. Rainfall is provided for January to March (J–M) and April to October (A–O) and, where relevant, irrigation from April to October.

Table 1: Nunjikompta oat.					
Year	2020	2021	2022	2023	2024
Mean yield (t/ha)	1.06		2.58		0.47
Koala ^{db}	101	Compromised trial	137	Trial failed	94
Bannister ^{db}	101		126		109
Goldie ^{db}			121		131
Minnie ^{db}			111		118
Wallaby ^{db}					41
Williams ^{db}	100		111		85
Archer ^{db*}					62
Yallara ^{db}	99		88		115
Bilby ^{db}	100		90		101
Kowari ^{db}	100		89		98
Sowing date	19 May	7 Jun	10 May	18 May	6 Jun
Rainfall J–M (mm)	46	44	88	29	21
Rainfall A–O (mm)	256	183	253	154	81

Special thanks to 2024 trial cooperator, Craig Rule.
Learn more via the [NVT Long Term Yield Reporter](#)

WHEAT

BARLEY

OAT

CANOLA

FABA BEAN

FIELD PEA

LENTIL

LUPIN

Oat variety disease ratings – South Australia

The following tables contain varietal ratings for the predominant diseases of oat in South Australia. These ratings are updated annually by crop pathologists and were released in March 2025.

Selected varieties of most relevance to South Australian growers are listed in alphabetical order and disease ratings are colour-coded to match resistance and tolerance ratings.

Table 2: Oat disease guide for South Australia.

Variety	Stem rust (east)	Leaf rust (crown rust)	Barley yellow dwarf virus (BYDV)	CCN	Stem nematode resistance	Stem nematode tolerance	Septoria	Bacterial blight	Red leather leaf
Archer ^{db}	MS	R	MSS	VS	VS (P)	I (P)	MSS	MSS	SVS
Bannister ^{db}	S	MRMS	MSS	MRMS	MRMS	MT	MSS	S	MSS-SVS
Bilby ^{db}	S	S	S	VS	S	MI	S	SVS	MS-S
Brusher	SVS	MR	S	MR	S	MT	MSS	SVS	MS
Carrolup	S	VS	SVS	VS	S	I	S	MSS	SVS
Durack ^{db}	S	S	S	MRMS	S	MT	S	S	S
Echidna	S	S	MSS	MRMS	MRMS	MT	SVS	S	MS
Goldie ^{db}	S	R	MS	MR	S	I	MSS	MSS	SVS
Kingbale ^{db}	S	S	MS	R	MR	MT	MS	MSS	SVS
Koala ^{db}	MS	R	MSS	R	MS	MT	MSS	S	S
Kojonup ^{db}	S	SVS	MSS	VS	MS	MT	S	SVS	S
Kowari ^{db}	S	SVS	S	S	S	I	S	S	S
Kultarr ^{db}	SVS	R	MSS	MRMS	S (P)	MI (P)	MS	MSS	SVS
Minnie ^{db}	SVS	R	S	RMR	MS	MI	S	S	VS
Mitika ^{db}	MSS	S	SVS	VS	S	MT	SVS	S	S
Mulgara ^{db}	S	MR	MSS	R	MR	MT	S/MS	MSS	SVS
Tungoo ^{db}	S	MR	MSS	MR	R	MT	MRMS#	MSS	MRMS
Wallaby ^{db}	SVS	R	MSS	MR	S (P)	MI (P)	MSS	MSS	SVS
Wandering	SVS	SVS	S	VS	S	MT	S	S	S
Williams ^{db}	S	MRMS	MSS	VS	S	MI	MSS	MSS	MS
Wintaroo	S	S	MS	R	MR	MT	MS#	MSS	S
Yallara ^{db}	S	MRMS	MSS	R	MS	MI	MSS	S	SVS

Learn more via the [NVT Disease Ratings](#).

R = resistant, MR = moderately resistant, MS = moderately susceptible, S = susceptible, VS = very susceptible, T = tolerant, MT = moderately tolerant, MI = moderately intolerant, I = intolerant, VI = very intolerant, (P) = provisional rating, - hyphen indicates a range, / indicates pathotype differences, # warning, may be more susceptible to alternate pathotypes,

^ line contains a few susceptible off types, () show outlier.

WHEAT

BARLEY

OAT

CANOLA

FABA BEAN

FIELD PEA

LENTIL

LUPIN

CANOLA

New canola varieties

The following information is for canola varieties released in the 12 months to the date when the MET analysis was published on NVT online. Please go to nvt.grdc.com.au to find trial results for any new varieties released since the publication of this harvest report.

Variety	Breeding company	End point royalty* (\$)	Comments supplied by breeding company ¹
DG Buller G	Nutrien Ag Solutions Ltd	N/A	DG Buller G will be available to growers in 2025. It is a 5 series, Optimum GLY® hybrid. DG Buller G is medium height with good standability. It has good oil content.
InVigor® LR 3540P	BASF Australia Ltd	N/A	InVigor® LR 3540P is an early maturing hybrid with PodGuard®. InVigor® LR 3540P contains dual herbicide tolerance to Liberty® and Truflex®. InVigor® LR 3540P combines the flexibility of PodGuard® and dual herbicide tolerance with early maturity. InVigor® LR 3540P is suited to lower-rainfall and shorter-season areas.
InVigor® LR 5040P	BASF Australia Ltd	N/A	InVigor® LR5040P is a mid-season hybrid with PodGuard®. InVigor® LR5040P contains dual herbicide tolerance to Liberty® and Truflex®. InVigor® LR5040P combines the flexibility of PodGuard® and dual herbicide tolerance with high yield and oil results. InVigor® LR5040P is suited to mid-season growing regions.
Nuseed® Griffon TTI	Nuseed Pty Ltd	N/A	Nuseed® Griffon TTI is Nuseed's first dual-herbicide hybrid canola, with triazine and IMI tolerance for flexible, effective crop protection. It is an early-mid maturing variety ideal for target yield environments of 0.5 to 3t/ha, which ensures fast pod development to safeguard yield. Commercial release in 2025. Rapid pod development for higher yields and a shorter growing season.
Pioneer® PY323G	Pioneer	N/A	Pioneer® PY323G (coded AA1421G) is an early maturing Optimum GLY® hybrid variety. Suited to early and early-mid season growing regions, it is medium in height. First tested in NVT 2023. Marketed by Pioneer Seeds.
Pioneer® PY327C	Pioneer	N/A	Pioneer® PY327C (coded AA0424I) is an early maturing Clearfield® hybrid suited to medium to high rainfall zones. It has mid-fast phenology and a medium-tall plant height. First tested in NVT 2023. Marketed by Pioneer Seeds.
Pioneer® PY422G	Pioneer	N/A	Pioneer® PY422G (coded AA1418G) is an early-mid maturing Optimum GLY® hybrid suited to early-mid and mid-season growing regions with medium height. First tested in NVT 2023. Marketed by Pioneer Seeds.
Pioneer® PY424GC	Pioneer	N/A	Pioneer® PY424GC (coded WW1958W) is an early-mid maturing combination Optimum GLY® and Clearfield® hybrid suited to early and early-mid season growing regions. It has medium height. First tested in NVT 2023. Marketed by Pioneer Seeds.

Continued on next page

WHEAT

BARLEY

OAT

CANOLA

FABA BEAN

FIELD PEA

LENTIL

LUPIN

Refer to the latest *Crop Sowing Guide* for further information at nvt.grdc.com.au/resources/crop-sowing-guides

Variety	Breeding company	End point royalty* (\$)	Comments supplied by breeding company ¹
Pioneer® PY428R	Pioneer	N/A	Pioneer® PY428R (coded D257-18) is an early-mid maturing Roundup Ready® hybrid suited to early and early-mid season growing regions and is medium in height. First tested in NVT 2023. Marketed by Pioneer Seeds.
Pioneer® PY429T	Pioneer	N/A	Pioneer® PY429T (coded AA902T) is a widely adapted early-mid maturing triazine-tolerant hybrid. Best suited to medium to medium-high rainfall zones. Medium plant height. First tested in NVT 2023. Marketed by Pioneer Seeds.
Pioneer® PY525G	Pioneer	N/A	Pioneer® PY525G (coded AA1409G) is a mid-maturing Optimum GLY® hybrid variety suited to mid-season growing regions with medium-tall height. First tested in NVT 2023. Marketed by Pioneer Seeds.

*EPR amount is ex-GST, ⁰denotes Plant Breeder's Rights apply. ¹All data in the table was provided by breeders. Readers should raise any issues with the displayed data directly with the breeder.

WHEAT

BARLEY

OAT

CANOLA

FABA BEAN

FIELD PEA

LENTIL

LUPIN

Canola variety yield performance – Eyre Peninsula

Yield results are presented from the top-performing varieties within each NVT location in the region for the past five seasons. Results are presented (as a percentage) for each variety relative to the mean trial yield for the location within each year. Varieties are listed in descending order of average yield over the period.

The Long Term Yield Reporter provides additional information on varieties not listed and can be viewed as a table or chart with error bars. Rainfall is provided for January to March (J–M) and April to October (A–O) and, where relevant, irrigation from April to October.

Table 1: Yeelanna med-high rainfall GLY.

Year	2020	2021	2022	2023	2024
Mean yield (t/ha)		1.96		3.84	2.53
InVigor® LR 4540P	No trial		Compromised trial	114	120
Nuseed® Hunter TF				112	117
Nuseed® Emu TF		122		109	113
InVigor® LR 5040P				110	114
InVigor® R 4520P		114		109	113
Pioneer® 44Y27 RR		115		108	111
Pioneer® PY424GC				105	108
Hyola® Regiment XC		111		103	103
Nuseed® Raptor TF		109		103	104
DG Buller G					102
Sowing date				24 May	2 May
Rainfall J–M (mm)		62	173	36	48
Rainfall A–O (mm)		339	382	288	202

Special thanks to 2024 trial cooperater, Westbrooke Ag.

Yield performance of 'stacked' varieties with tolerances to multiple herbicide systems should not be compared to varieties in trials where the variety has not specifically been tested, even for the same location. The following varieties were included in this trial, but have not been tested in other herbicide trials at this location: Hyola® Regiment XC, Pioneer® PY424GC. Learn more via the [NVT Long Term Yield Reporter](#)

Table 2: Lock low-med rainfall GLY.

Year	2020	2021	2022	2023	2024
Mean yield (t/ha)			4.24		1.83
InVigor® LR 4540P	No trial	Compromised trial	112	Compromised trial	112
Nuseed® Hunter TF			109		113
InVigor® R 4520P			111		103
Pioneer® 44Y27 RR			106		107
Pioneer® PY424GC					106
Nuseed® Raptor TF			105		103
InVigor® LR 3540P			105		101
Nuseed® Emu TF			94		105
Hyola® Regiment XC					100
Pioneer® PY323G					102
Sowing date					24 May
Rainfall J–M (mm)		45	116	36	53
Rainfall A–O (mm)		233	331	216	178

Special thanks to 2024 trial cooperater, CJ Kay and Sons.

Yield performance of 'stacked' varieties with tolerances to multiple herbicide systems should not be compared to varieties in trials where the variety has not specifically been tested, even for the same location. The following varieties were included in this trial, but have not been tested in other herbicide trials at this location: Hyola® Regiment XC, Pioneer® PY424GC. Learn more via the [NVT Long Term Yield Reporter](#)

Table 3: Minnipa low-med rainfall GLY.

Year	2020	2021	2022	2023	2024
Mean yield (t/ha)					1.28
Nuseed® Hunter TF	No trial	No trial	No trial	No trial	112
InVigor® LR 4540P					111
Pioneer® 44Y27 RR					108
Pioneer® PY424GC					107
InVigor® R 4520P					106
Nuseed® Emu TF					105
InVigor® LR 3540P					103
Pioneer® PY323G					102
Hyola® Regiment XC					101
Nuseed® Raptor TF					99
Sowing date					
Rainfall J–M (mm)					28
Rainfall A–O (mm)					151

Special thanks to 2024 trial cooperater, SARDI Minnipa Agricultural Centre.

Yield performance of 'stacked' varieties with tolerances to multiple herbicide systems should not be compared to varieties in trials where the variety has not specifically been tested, even for the same location. The following varieties were included in this trial, but have not been tested in other herbicide trials at this location: Hyola® Regiment XC, Pioneer® PY424GC. Learn more via the [NVT Long Term Yield Reporter](#)

Table 4: Mt Hope med-high rainfall IMI.

Year	2020	2021	2022	2023	2024
Mean yield (t/ha)	2.13	1.98	2.94	3.31	1.99
Pioneer® PY421C			127	114	119
Pioneer® PY327C				110	
Pioneer® 44Y94 CL	117	116	120	111	115
Pioneer® 45Y95 CL		112	111	111	111
Pioneer® 43Y92 CL				105	106
Hyola® Continuum CL			110	105	104
Pioneer® 45Y93 CL	110			102	
Hyola® Solstice CL		112	89	108	109
VICTORY® V75-03CL				96	
Pioneer® PY520TC				92	
Sowing date	3 May	24 May	2 May	28 Apr	30 May
Rainfall J–M (mm)	23	64	110	37	35
Rainfall A–O (mm)	327	435	395	317	230

Special thanks to 2024 trial cooperater, JM and EJ Doudle Family Trust.

Learn more via the [NVT Long Term Yield Reporter](#)

Table 5: Yeelanna med-high rainfall IMI.

Year	2020	2021	2022	2023	2024
Mean yield (t/ha)	1.70	1.79		3.62	2.74
Pioneer® PY421C			Compromised trial	118	120
Pioneer® PY327C				114	
Pioneer® 44Y94 CL	116	120		114	116
Pioneer® 45Y95 CL		116		111	111
Hyola® Solstice CL		120		106	107
Pioneer® 43Y92 CL				106	107
Hyola® Continuum CL				105	106
Pioneer® 45Y93 CL	105			102	
VICTORY® V75-03CL				94	
Pioneer® PY520TC				88	
Sowing date	4 May	24 May	2 May	27 Apr	30 May
Rainfall J–M (mm)	41	62	173	36	48
Rainfall A–O (mm)	330	339	382	288	202

Special thanks to 2024 trial cooperator, Westbrooke Ag.
Learn more via the [NVT Long Term Yield Reporter](#)

Table 6: Lock low-med rainfall IMI.

Year	2020	2021	2022	2023	2024
Mean yield (t/ha)	1.32		4.38		1.78
Pioneer® PY421C		Compromised trial		Compromised trial	110
Pioneer® 44Y94 CL			114		111
Pioneer® 44Y90 CL	108				104
Pioneer® PY327C					111
Nuseed® Ceres IMI			98		111
Pioneer® 43Y92 CL	101		102		103
Hyola® Continuum CL			99		
Hyola® Equinox CL			89		
Hyola® Solstice CL					97
Sowing date	30 Apr		24 May		6 May
Rainfall J–M (mm)	45	45	116	36	53
Rainfall A–O (mm)	252	233	331	216	178

Special thanks to 2024 trial cooperator, CJ Kay and Sons.
Learn more via the [NVT Long Term Yield Reporter](#)

Table 7: Minnipa low-med rainfall IMI.

Year	2020	2021	2022	2023	2024	
Mean yield (t/ha)		1.41	1.50	1.04	1.17	
Pioneer® PY421C	Trial results below standard			105	114	
Pioneer® 44Y94 CL			115	105	112	
Pioneer® PY327C				103	106	
Hyola® Equinox CL			94			
Nuseed® Ceres IMI			92	107	109	
Hyola® Solstice CL				105	101	
Hyola® Continuum CL			104	99		
Pioneer® 43Y92 CL			101	101	101	102
Sowing date		8 May	24 May	22 Apr	28 Apr	30 May
Rainfall J–M (mm)	77	44	89	38	28	
Rainfall A–O (mm)	218	210	300	166	151	

Special thanks to 2024 trial cooperator, SARDI Minnipa Agricultural Centre.
Learn more via the [NVT Long Term Yield Reporter](#)

Table 8: Mt Hope med-high rainfall TT.

Year	2020	2021	2022	2023	2024
Mean yield (t/ha)	2.23	1.86	2.83	3.25	1.89
HyTtec® Trophy	105	116	108	110	113
Hyola® Blazer TT	105	109	111	108	109
InVigor® LT 4530P			111	100	105
HyTtec® Trifecta	102	111	103	110	110
InVigor® T 4511		110	104	106	108
Pioneer® PY520TC		108	108	107	107
Hyola® Defender CT			114	104	103
Renegade TT [®]		94	116	95	98
RGT Capacity TT		99	108	101	102
RGT Baseline® TT			104	100	97
Sowing date	3 May	24 May	2 May	28 Apr	30 May
Rainfall J–M (mm)	23	64	110	37	35
Rainfall A–O (mm)	327	435	395	317	230

Special thanks to 2024 trial cooperator, JM and EJ Doudle Family Trust.
Yield performance of 'stacked' varieties with tolerances to multiple herbicide systems should not be compared to varieties in trials where the variety has not specifically been tested, even for the same location. The following varieties were included in this trial, but have not been tested in other herbicide trials at this location: Hyola® Defender CT, Pioneer® PY520TC.
Learn more via the [NVT Long Term Yield Reporter](#)

WHEAT

BARLEY

OAT

CANOLA

FABA BEAN

FIELD PEA

LENTIL

LUPIN

Table 9: Yeelanna med-high rainfall TT.

Year	2020	2021	2022	2023	2024
Mean yield (t/ha)	1.86	2.27		3.30	2.61
HyITec® Trophy	110	115	Compromised trial	112	113
HyITec® Trifecta	111	112		110	109
Hyola® Blazer TT	108	108		109	109
InVigor® T 4511		111		107	108
Pioneer® PY520TC		107		108	108
InVigor® LT 4530P		106		104	105
Hyola® Defender CT				105	105
RGT Capacity TT		101		102	102
SF Spark® TT	99	105		101	101
Renegade TT [Ⓛ]				99	100
Sowing date	4 May	24 May	2 May	27 Apr	30 May
Rainfall J–M (mm)	41	62	173	36	48
Rainfall A–O (mm)	330	339	382	288	202

Special thanks to 2024 trial cooperator, Westbrook Ag. Yield performance of 'stacked' varieties with tolerances to multiple herbicide systems should not be compared to varieties in trials where the variety has not specifically been tested, even for the same location. The following varieties were included in this trial, but have not been tested in other herbicide trials at this location: Hyola® Defender CT, Pioneer® PY520TC. Learn more via the [NVT Long Term Yield Reporter](#)

Table 10: Lock low-med rainfall TT.

Year	2020	2021	2022	2023	2024
Mean yield (t/ha)	1.22		3.84		1.50
HyITec® Trident	129	Compromised trial	113	Compromised trial	122
HyITec® Velocity			105		119
Hyola® Blazer TT	112				111
HyITec® Trophy	115		110		115
InVigor® LT 4530P			114		107
InVigor® T 4511			104		110
Nuseed® Griffon TTI					111
Hyola® Defender CT			107		99
Renegade TT [Ⓛ]			104		92
SF Spark® TT	103		98		105
Sowing date	30 Apr	24 May	6 May	1 May	31 May
Rainfall J–M (mm)	45	45	116	36	53
Rainfall A–O (mm)	252	233	331	216	178

Special thanks to 2024 trial cooperator. Yield performance of 'stacked' varieties with tolerances to multiple herbicide systems should not be compared to varieties in trials where the variety has not specifically been tested, even for the same location. The following varieties were included in this trial, but have not been tested in other herbicide trials at this location: Hyola® Defender CT, Nuseed® Griffon TTI. Learn more via the [NVT Long Term Yield Reporter](#)

Table 11: Minnipa low-med rainfall TT.

Year	2020	2021	2022	2023	2024
Mean yield (t/ha)		1.09	1.57	0.80	1.10
HyITec® Velocity	Trial failed		101	116	119
HyITec® Trident		115	105	114	119
Hyola® Blazer TT				105	111
HyITec® Trophy		112	108	108	113
Hyola® Defender CT			112	99	102
InVigor® LT 4530P			108	102	107
Nuseed® Griffon TTI				106	108
InVigor® T 4511		106	100	105	107
RGT Capacity TT			100	104	104
Renegade TT [Ⓛ]		97	107	97	97
Sowing date	8 May	24 May	22 Apr	28 Apr	30 May
Rainfall J–M (mm)	77	44	89	38	28
Rainfall A–O (mm)	218	210	300	166	151

Special thanks to 2024 trial cooperator, SARDI Minnipa Agricultural Centre. Yield performance of 'stacked' varieties with tolerances to multiple herbicide systems should not be compared to varieties in trials where the variety has not specifically been tested, even for the same location. The following varieties were included in this trial, but have not been tested in other herbicide trials at this location: Hyola® Defender CT, Nuseed® Griffon TTI. Learn more via the [NVT Long Term Yield Reporter](#)

WHEAT

BARLEY

OAT

CANOLA

FABA BEAN

FIELD PEA

LENTIL

LUPIN

Australian canola variety disease ratings

The following table contains varietal ratings for blackleg disease of canola.

These ratings are updated twice a year by crop pathologists and were released in autumn 2025.

Table 12: Canola disease guide – autumn 2025 ratings and resistance groups.

Variety	2025 autumn blackleg rating			2025 upper canopy infection blackleg rating	Type	Major gene resistance group of cultivar
	Bare	Fluopyram (e.g. ILeVo®)	Pydiflumetofen (e.g. Saltro®)			
CONVENTIONAL VARIETIES						
Outlaw [®]	RMR	R	R	MR-UCI	Open pollinated	A
Nuseed [®] Diamond	RMR	R	R	MR-UCI	Hybrid	ABF
Nuseed [®] Quartz	MR			MR-UCI	Hybrid	ABD
TRIAZINE-TOLERANT VARIETIES						
Pioneer [®] PY429T	R		R	R-UCI	Hybrid, Triazine	ABH
HyTtec [®] Trifecta	R			MR-UCI	Hybrid, Triazine	ABD
DG Bidgee TT [®]	R	R	R	R-UCI	Open pollinated, Triazine	H
HyTtec [®] Trident	R			MR-UCI	Hybrid, Triazine	AD
HyTtec [®] Trophy	R	R	R	MR-UCI	Hybrid, Triazine	AD
DG Torrens TT [®]	RMR			R-UCI	Open pollinated, Triazine	H
Monola [®] H524TT	RMR			MR-UCI	High stability oil, hybrid, Triazine	AD
Hyola [®] Blazer TT	RMR		R	MR-UCI	Hybrid, Triazine	ADF
Monola [®] H421TT	RMR			MR-UCI	High stability oil, hybrid, Triazine	BC
InVigor [®] T 4511	RMR	R		MR-UCI	Hybrid, Triazine	Unknown
ATR-Bluefin [®]	RMR			MR-UCI	Open pollinated, Triazine	AB
Renegade TT [®]	MR	R	R	MR-UCI	Open pollinated, Triazine	A
SF Spark [™] TT	MR	R	R	MR-UCI	Hybrid, Triazine	ABDS
HyTtec [®] Velocity	MR			MR-UCI	Hybrid, Triazine	AB
Monola [®] 422TT	MR			MR-UCI	High stability oil, open pollinated, Triazine	BC
DG Avon TT [®]	MR		R	MR-UCI	Open pollinated, Triazine	AC
SF Dynatron [™] TT	MRMS	R	R	MRMS-UCI	Hybrid, Triazine	BC
ATR-Swordfish [®]	MRMS			MRMS-UCI	Open pollinated, Triazine	AB
RGT Baseline [™] TT	MRMS	RMR	R	MRMS-UCI	Hybrid, Triazine	B
Bandit TT [®]	MRMS	RMR	R	MRMS-UCI	Open pollinated, Triazine	A
RGT Capacity [™] TT	MRMS	RMR	R	MRMS-UCI	Hybrid, Triazine	B
ATR-Bonito [®]	MS	MR	RMR	MS-UCI	Open pollinated, Triazine	A
IMIDAZOLINONE-TOLERANT VARIETIES						
Captain CL	R			R-UCI	Winter, hybrid, Clearfield [®]	AH
Hyola [®] Solstice CL	R		R	R-UCI	Hybrid, Clearfield [®]	ADFH
Hyola [®] Feast CL	R		R	R-UCI	Winter, hybrid, Clearfield [®]	H
Phoenix CL	R			MR-UCI	Winter, hybrid, Clearfield [®]	B
Hyola [®] 970CL	R		R	R-UCI	Winter, hybrid, Clearfield [®]	H
RGT Nizza [™] CL	R			MR-UCI	Winter, hybrid, Clearfield [®]	B
Pioneer [®] PN526C	R		R	MR-UCI	High stability oil, hybrid, Clearfield [®]	ABD
Pioneer [®] PY327C	R		R	MR-UCI	Hybrid, Clearfield [®]	AB
RGT Clavier [™] CL	R			R-UCI	Winter, hybrid, Clearfield [®]	ACH
Pioneer [®] 45Y95 CL	RMR			MR-UCI	Hybrid, Clearfield [®]	C
Pioneer [®] PY421C	RMR		R	MR-UCI	Hybrid, Clearfield [®]	A
Nuseed [®] Ceres IMI	RMR			MR-UCI	Hybrid, Imidazolinone	AD
Pioneer [®] 43Y92 CL	RMR	R	R	MR-UCI	Hybrid, Clearfield [®]	B
VICTORY [®] V75-03CL	RMR	R		MR-UCI	High stability oil, hybrid, Clearfield [®]	AB
Pioneer [®] 44Y94 CL	RMR			MR-UCI	Hybrid, Clearfield [®]	BC

Continued on next page

WHEAT

BARLEY

OAT

CANOLA

FABA BEAN

FIELD PEA

LENTIL

LUPIN

Table 12: Canola disease guide – autumn 2025 ratings and resistance groups (continued).

Variety	2025 autumn blackleg rating			2025 upper canopy infection blackleg rating	Type	Major gene resistance group of cultivar
	Bare	Fluopyram (e.g. ILeVo®)	Pydiflumetofen (e.g. Saltro®)			
IMIDAZOLINONE AND TRIAZINE-TOLERANT VARIETIES						
Hyola® Defender CT	R		R	MR-UCI	Hybrid, Clearfield®, Triazine	ADF
Pioneer® PY520 TC	RMR		R	MR-UCI	Hybrid, Clearfield®, Triazine	BC
Nuseed® Griffon TTI	RMR			MR-UCI	Hybrid, Imidazolinone, Triazine	AC
GLYPHOSATE-TOLERANT VARIETIES						
DG Hotham TF	R			R-UCI	Hybrid, TruFlex®	ABH
Nuseed® Raptor TF	R			MR-UCI	Hybrid, TruFlex®	AD
Nuseed® Eagle TF	R			MR-UCI	Hybrid, TruFlex®	ABD
VICTORY® V55-04TF	R	R		MR-UCI	High stability oil, hybrid, TruFlex®	AB
DG Lofty TF	R			R-UCI	Hybrid, TruFlex®	ABH
Nuseed® Hunter TF	RMR			MR-UCI	Hybrid, TruFlex®	AB
Pioneer® PY422G	RMR		R	MR-UCI	Hybrid, Optimum GLY®	AB
Pioneer® 44Y27 RR	RMR	R	R	MR-UCI	Hybrid, Roundup Ready®	B
DG Buller G	RMR			R-UCI	Hybrid, Optimum GLY®	H
Nuseed® Emu TF	MR			MR-UCI	Hybrid, TruFlex®	AB
Pioneer® PY525G	MR		R	MR-UCI	Hybrid, Optimum GLY®	AB
Pioneer® PY323G	MR		R	MR-UCI	Hybrid, Optimum GLY®	BC
Pioneer® PY428R	MR		R	MR-UCI	Hybrid, Roundup Ready®	B
InVigor® R 4520P	MRMS	R		MRMS-UCI	Hybrid, Truflex®	B
GLYPHOSATE AND IMIDAZOLINONE-TOLERANT VARIETIES						
Hyola® Regiment XC	R	R	R	R-UCI	Hybrid, TruFlex®, Clearfield®	ADFH
Pioneer® PY424GC	MR		R	MR-UCI	Hybrid, TruFlex®, Clearfield®	BC
GLUFOSINATE AND TRIAZINE-TOLERANT VARIETIES						
InVigor® LT 4530P	RMR	R		MR-UCI	Hybrid, LibertyLink®, Triazine	BF
GLUFOSINATE AND GLYPHOSATE-TOLERANT VARIETIES						
InVigor® LR 4540P	RMR	R		MR-UCI	Hybrid, LibertyLink®, TruFlex®	B
InVigor® LR 5040P	RMR	R		MR-UCI	Hybrid, LibertyLink®, TruFlex®	AB
InVigor® LR 3540P	MR	R		MR-UCI	Hybrid, LibertyLink®, TruFlex®	AB

R = resistant, MR = moderately resistant, MS = moderately susceptible, S = susceptible, UCI = upper canopy infection. Please check updated ratings using the [Blackleg Management Guide](#) or the [NVT Disease Ratings](#).

WHEAT

BARLEY

OAT

CANOLA

FABA BEAN

FIELD PEA

LENTIL

LUPIN

FABA BEAN

Faba bean variety yield performance – Eyre Peninsula

Yield results are presented from the top-performing varieties within each NVT location in the region for the past five seasons. Results are presented (as a percentage) for each variety relative to the mean trial yield for the location within each year. Varieties are listed in descending order of average yield over the period. The Long Term Yield Reporter provides additional information on varieties not listed and can be viewed as a table or chart with error bars. Rainfall is provided for January to March (J–M) and April to October (A–O) and, where relevant, irrigation from April to October.

Table 1: Yeelanna faba bean.

Year	2020	2021	2022	2023	2024
Mean yield (t/ha)	3.75	4.21	4.62	5.70	3.12
PBA Marne [Ⓛ]	88	103	103	105	101
PBA Samira [Ⓛ]	99	99	101	97	102
PBA Zahra [Ⓛ]	97	102	99	96	101
PBA Amberley [Ⓛ]	104	101	96	95	99
Fiesta VF	97	99	97	97	99
Farah	97	100	96	95	99
PBA Bendoc ^{Ⓛ*}	108	104	86	93	94
Nura	111	102	83	89	93
PBA Rana		86	86	85	93
Sowing date	5 May	31 May	17 May	18 May	4 Jun
Rainfall J–M (mm)	25	62	173	36	48
Rainfall A–O (mm)	349	339	382	288	202

Special thanks to 2024 trial cooperators, Glover Ag.

* herbicide-tolerant variety. Learn more via the [NVT Long Term Yield Reporter](#)

Refer to the latest *Crop Sowing Guide* for further information at nvt.grdc.com.au/resources/crop-sowing-guides

FIELD PEA

Field pea variety yield performance – Eyre Peninsula

Yield results are presented from the top-performing varieties within each NVT location in the region for the past five seasons. Results are presented (as a percentage) for each variety relative to the mean trial yield for the location within each year. Varieties are listed in descending order of average yield over the period. The Long Term Yield Reporter provides additional information on varieties not listed and can be viewed as a table or chart with error bars. Rainfall is provided for January to March (J–M) and April to October (A–O) and, where relevant, irrigation from April to October.

Table 1: Minnipa field pea.

Year	2020	2021	2022	2023	2024	
Mean yield (t/ha)	1.32	2.12	2.65	0.91		
PBA Pearl	107	101	122	105	Trial failed	
APB Bondi ^{db}	104	104	118	102		
PBA Taylor ^{db}	108	105	108	104		
PBA Butler ^{db}		110	110	107		
PBA Noosa ^{db}	107	103	107	104		
PBA Percy	102	103	96	108		
PBA Gonyah ^{db}		102	98	102		
Kaspa	95	106	97	103		
PBA Oura ^{db}	105	97	99	100		
PBA Wharton ^{db}	107	97	99	96		
Sowing date	6 May	4 Jun	11 May	4 May		30 May
Rainfall J–M (mm)	77	44	89	38		28
Rainfall A–O (mm)	218	210	300	167	151	

Special thanks to 2024 trial cooperator, SARDI Minnipa Agricultural Centre. Learn more via the [NVT Long Term Yield Reporter](#)

Table 2: Murdinga field pea.

Year	2020	2021	2022	2023	2024				
Mean yield (t/ha)					1.97				
APB Bondi ^{db}	No trial	No trial	No trial	No trial	111				
PBA Taylor ^{db}					109				
PBA Pearl					108				
PBA Noosa ^{db}					106				
PBA Wharton ^{db}					104				
PBA Oura ^{db}					100				
PBA Butler ^{db}					100				
Kaspa					99				
PBA Gonyah ^{db}					99				
PBA Percy					96				
Sowing date									11 Jun
Rainfall J–M (mm)									45
Rainfall A–O (mm)					168				

Special thanks to 2024 trial cooperator. Learn more via the [NVT Long Term Yield Reporter](#)

WHEAT

BARLEY

OAT

CANOLA

FABA BEAN

FIELD PEA

LENTIL

LUPIN

Refer to the latest *Crop Sowing Guide* for further information at nvt.grdc.com.au/resources/crop-sowing-guides

Table 3: Rudall field pea.							
Year	2020	2021	2022	2023	2024		
Mean yield (t/ha)	1.72	2.06	2.38				
PBA Pearl	110	119	121	Compromised trial	No trial		
PBA Butler ^{db}		114	113				
APB Bondi ^{db}	119	109	113				
PBA Taylor ^{db}	113	102	105				
PBA Noosa ^{db}	107	105	106				
PBA Percy	93	108	103				
Kaspa	106	100	99				
PBA Gonyah ^{db}		101	100				
PBA Oura ^{db}	93	100	100				
PBA Wharton ^{db}	98	92	95				
Sowing date	19 May	31 May	24 May			22 May	
Rainfall J–M (mm)	45	53	203			36	
Rainfall A–O (mm)	252	225	274	152			

No 2024 trial cooperator.
Learn more via the [NVT Long Term Yield Reporter](#)

Table 4: Yeelanna field pea.						
Year	2020	2021	2022	2023	2024	
Mean yield (t/ha)	2.96	3.73	3.39	4.28		
PBA Pearl	111	104	114	107	No trial	
APB Bondi ^{db}	106	102	109	115		
PBA Butler ^{db}		100	111	112		
PBA Taylor ^{db}	99	100	103	108		
PBA Noosa ^{db}	101	101	104	104		
Kaspa	99	98	100	104		
PBA Gonyah ^{db}		99	100	98		
PBA Oura ^{db}	99	101	99	94		
PBA Percy	101	99	103	91		
PBA Wharton ^{db}	95	100	95	99		
Sowing date	19 May	2 Jun	17 May	18 May		
Rainfall J–M (mm)	25	62	173	36		
Rainfall A–O (mm)	349	339	382	288		

No 2024 trial cooperator.
Learn more via the [NVT Long Term Yield Reporter](#)

WHEAT
BARLEY
OAT
CANOLA
FABA BEAN
FIELD PEA
LENTIL
LUPIN

Field pea variety disease ratings – South Australia

The following table contains varietal ratings for the predominant diseases of field pea in South Australia. These ratings are updated annually by crop pathologists and were released in March 2025. Selected varieties of most relevance to South Australian growers are listed in alphabetical order and disease ratings are colour-coded to match resistance and tolerance ratings.

Table 5: Field pea disease guide for South Australia.					
Variety	Bacterial blight	Downy mildew	Powdery mildew	RLN resistance (<i>Pratylenchus neglectus</i>)	RLN resistance (<i>Pratylenchus thornei</i>)

Learn more via the [NVT Disease Ratings](#).
R = resistant, MR = moderately resistant, MS = moderately susceptible, S = susceptible, VS = very susceptible, (P) = provisional rating, () show outlier.

LENTIL

Lentil variety yield performance – Eyre Peninsula

Yield results are presented from the top-performing varieties within each NVT location in the region for the past five seasons. Results are presented (as a percentage) for each variety relative to the mean trial yield for the location within each year. Varieties are listed in descending order of average yield over the period. The Long Term Yield Reporter provides additional information on varieties not listed and can be viewed as a table or chart with error bars. Rainfall is provided for January to March (J–M) and April to October (A–O) and, where relevant, irrigation from April to October.

From 2024, selected trials may be managed as imidazolinone (IMI) tolerant and will not include conventional varieties.

Table 1: Kimba lentil.

Year	2020	2021	2022	2023	2024 ¹
Mean yield (t/ha)					
	No trial	No trial	No trial	No trial	Compromised trial
Sowing date					7 Jun
Rainfall J–M (mm)					18
Rainfall A–O (mm)					119

Special thanks to 2024 trial cooperator, Cliff Farms, Kimba.
¹ IMI-trial.

Table 2: Mt Damper lentil.

Year	2020	2021	2022	2023	2024 ¹
Mean yield (t/ha)					0.63
GIA Lightning ^{(b)*}					117
GIA Thunder ^{(b)*}					116
ALB Terrier ^{(b)*}					114
GIA Leader ^{(b)*}					103
PBA Hurricane XT ^{(b)*}	No trial	No trial	No trial	No trial	101
PBA HighlandXT ^{(b)*}					97
PBA Hallmark XT ^{(b)*}					94
PBA KelpieXT ^{(b)*}					92
GIA Metro ^{(b)*}					64
GIA Sire ^{(b)*}					58
Sowing date					30 May
Rainfall J–M (mm)					37
Rainfall A–O (mm)					131

Special thanks to 2024 trial cooperator, AJ Michael..
^{*} herbicide-tolerant variety, ¹ IMI-trial.
 Learn more via the [NVT Long Term Yield Reporter](#)

WHEAT

BARLEY

OAT

CANOLA

FABA BEAN

FIELD PEA

LENTIL

LUPIN

Refer to the latest [Crop Sowing Guide](#) for further information at nvt.grdc.com.au/resources/crop-sowing-guides

Year	2020	2021	2022	2023	2024 ¹
Mean yield (t/ha)					1.54
GIA Lightning ^{(b)*}	No trial	No trial	No trial	No trial	117
GIA Thunder ^{(b)*}					108
ALB Terrier ^{(b)*}					104
PBA HighlandXT ^{(b)*}					100
PBA Hurricane XT ^{(b)*}					99
GIA Leader ^{(b)*}					96
PBA Hallmark XT ^{(b)*}					93
PBA KelpieXT ^{(b)*}					92
GIA Sire ^{(b)*}					72
GIA Metro ^{(b)*}					65
Sowing date					11 Jun
Rainfall J–M (mm)					45
Rainfall A–O (mm)					168

Special thanks to 2024 trial cooperator.
 * herbicide-tolerant variety, ¹ IMI-trial.
 Learn more via the [NVT Long Term Yield Reporter](#)

Year	2020	2021	2022	2023	2024 ¹
Mean yield (t/ha)	1.79	3.27	1.71	3.98	2.62
GIA Thunder ^{(b)*}	124	116	135	105	105
GIA Lightning ^{(b)*}	108	110	105	107	112
ALB Terrier ^{(b)*}		110	119	99	99
PBA HighlandXT ^{(b)*}	98	102	103	102	102
PBA KelpieXT ^{(b)*}	97	93	119	104	99
PBA Hurricane XT ^{(b)*}	101	98	102	100	99
PBA Hallmark XT ^{(b)*}	101	102	97	94	92
GIA Leader ^{(b)*}	105	98	94	94	94
GIA Sire ^{(b)*}		83	56	86	81
GIA Metro ^{(b)*}		66	53	81	74
Sowing date	19 May	2 Jun	17 May	18 May	4 Jun
Rainfall J–M (mm)	25	62	173	36	48
Rainfall A–O (mm)	349	339	382	288	202

Special thanks to 2024 trial cooperator, Glover Ag.
 * herbicide-tolerant variety, ¹ IMI-trial.
 Learn more via the [NVT Long Term Yield Reporter](#)

WHEAT

BARLEY

OAT

CANOLA

FABA BEAN

FIELD PEA

LENTIL

LUPIN

Lentil variety disease ratings – South Australia

The following table contains varietal ratings for the predominant diseases of lentil in South Australia. These ratings are updated annually by crop pathologists and were released in March 2025. Selected varieties of most relevance to South Australian growers are listed in alphabetical order and disease ratings are colour-coded to match resistance and tolerance ratings.

Variety	Ascochyta blight (Pathotype 2 PBA Hurricane XT ^(b) virulent)	Ascochyta blight (Pathotype 1 Nipper ^(b) virulent)	Botrytis grey mould	RLN resistance (<i>Pratylenchus neglectus</i>)	RLN resistance (<i>Pratylenchus thornei</i>)

Learn more via the [NVT Disease Ratings](#).
 R = resistant, MR = moderately resistant, MS = moderately susceptible, S = susceptible, VS = very susceptible, (P) = provisional rating.

LUPIN

Lupin variety yield performance – Eyre Peninsula

Yield results are presented from the top-performing varieties within each NVT location in the region for the past five seasons. Results are presented (as a percentage) for each variety relative to the mean trial yield for the location within each year. Varieties are listed in descending order of average yield over the period. The Long Term Yield Reporter provides additional information on varieties not listed and can be viewed as a table or chart with error bars. Rainfall is provided for January to March (J–M) and April to October (A–O) and, where relevant, irrigation from April to October.

Table 1: Ungarra narrow-leaf lupin.

Year	2020	2021	2022	2023	2024
Mean yield (t/ha)	1.95		3.22	1.99	0.78
Coyote ^{db}	105	Compromised trial	104	115	107
PBA Bateman ^{db}	109		102	111	106
PBA Jurien ^{db}	108		106	103	108
Rosemont ^{db}			108	102	107
PBA Barlock ^{db}	109		103	102	106
PBA Gunyidi ^{db}	107		101	106	104
Jenabillup ^{db}	105		103	99	104
Gidgee ^{db}			105	100	103
Lawler ^{db}	98		103	101	102
Mandelup ^{db}	101		101	99	101
Sowing date	5 May		24 May	3 May	2 May
Rainfall J–M (mm)	39	51	131	25	64
Rainfall A–O (mm)	330	318	364	178	195

Special thanks to 2024 trial cooperators.
Learn more via the [NVT Long Term Yield Reporter](https://nvt.grdc.com.au/resources/long-term-yield-reporter)

Refer to the latest *Crop Sowing Guide* for further information at nvt.grdc.com.au/resources/crop-sowing-guides

Lupin variety disease ratings – South Australia

The following table contains varietal ratings for the predominant diseases of lupin in South Australia. These ratings are updated annually by crop pathologists and were released in March 2025.

Selected varieties of most relevance to South Australian growers are listed in alphabetical order and disease ratings are colour-coded to match resistance and tolerance ratings.

Table 2: Lupin disease guide for South Australia.

Variety	Anthraxnose resistance	Cucumber mosaic virus (CMV)	Phomopsis pod infection	Phomopsis stem infection	Sclerotinia stem rot

TO BE UPDATED

Learn more via the [NVT Disease Ratings](#).
 R = resistant, MR = moderately resistant, MS = moderately susceptible, S = susceptible, VS = very susceptible, (P) = provisional rating.

- WHEAT
- BARLEY
- OAT
- CANOLA
- FABA BEAN
- FIELD PEA
- LENTIL
- LUPIN

NVT tools

**Trial
results**




**Long term
yield reporter**



**NVT disease
ratings**



**Harvest Reports &
Crop Sowing Guide**



nvt.grdc.com.au



Subscribe to NVT notifications that are sent the moment results for your local NVT trials are available.



Subscribe to receive the latest NVT publications (Harvest Reports and Crop Sowing Guides), and other NVT communications.

