

**Northern
New South Wales**



CELEBRATING
20
YEARS

March 2025

NVT HARVEST REPORT

INTERIM VERSION





Title:

NVT Harvest Report Interim Version –
Northern New South Wales

Published: March 2025

Authors:

Katherine Hollaway, Astute Ag and
Dr Sue Knights, SE Knights Consulting

Acknowledgements:

We would like to thank all those who provided information and assistance with the development of this Harvest Report.

© Grains Research and Development Corporation 2025

This book is copyright. Except as permitted under the *Copyright Act 1968* (Commonwealth) and subsequent amendments, no part of this publication may be reproduced, stored or transmitted in any form or by any means, electronic or otherwise, without the specific written permission of the copyright owner.

GRDC contact details:

PO Box 5367
KINGSTON ACT 2604

Phone: 02 6166 4500

Email: comms@grdc.com.au

Design and production:

Coretext, coretext.com.au

COVER: Kalyx Australia harvesting at the GRDC National Variety Trials (NVT) site on John and Brendan Pattison's farm near Marrar, New South Wales.

PHOTO: Nicole Baxter

Disclaimer: Any recommendations, suggestions or opinions contained in this publication do not necessarily represent the policy or views of the Grains Research and Development Corporation. No person should act on the basis of the content of this publication without first obtaining specific, independent professional advice.

The Grains Research and Development Corporation will not be liable for any loss, damage, cost or expense incurred or arising by reason of any person using or relying on the information in this publication.


CONTENTS



Download this guide at:
nvt.grdc.com.au/harvest-reports

INTRODUCTION	4
WHEAT	6
BARLEY	24
CANOLA	29
CHICKPEA	34
FABA BEAN	37
USEFUL NVT TOOLS	40

LEGEND: MEAN VARIETY YIELD PERFORMANCE

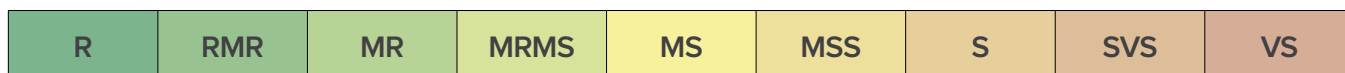


HIGH

LOW

Long-term mean yield illustrated by colour gradient from high (green) to low (red)

LEGEND: DISEASE RATING COLOUR RANGE



Disease severity scale from resistant (R) to very susceptible (VS)

The disease ratings in the report are current at the time of publication.

Regularly visit nvt.grdc.com.au/nvt-disease-ratings to find the latest NVT disease ratings.

Refer to the latest *Crop Sowing Guide* for further information at
nvt.grdc.com.au/resources/crop-sowing-guides

INTRODUCTION

The NVT Harvest Report – Northern New South Wales provides information to support growers and advisers with decisions on variety selection for **Northern New South Wales**. The information has been generated from the Grains Research and Development Corporation’s (GRDC) National Variety Trials (NVT) database. This publication provides a summary of the 2024 and long-term yield performance of varieties of crop species suitable for production in **Northern New South Wales** together with their quality and disease responses.

The NVT program provides growers and advisers with comparative results on yield performance, quality and disease resistance ratings of commercially available grain varieties that is independent, consistent, timely and robust.

Conducted to a set of predetermined protocols, trials are sown and managed to reflect local best practice such as sowing time, fertiliser application, weed management, pest/disease control and fungicide application. The NVT is not designed to grow varieties to their maximum yield potential.

GRDC recognises that sustaining a project of this nature hinges on the collaboration of growers who willingly provide sites and often lend a hand in trial management on their properties. Equally significant is the partnership with seed companies who supply seed of commercial varieties and experimental lines to the program.

Interpreting long-term yield results

A factor analytic (FA) mixed model approach is used in the multi-environment trial (MET) analysis conducted by GRDC, supported by the Analytics for the Australian Grains Industry (AAGI).

This approach generates long-term MET values for varieties at an individual trial level.

This format provides more detailed results to better understand a variety’s performance over several years at the individual trial/environment level, rather than just a single averaged value.

In the *NVT Harvest Report – Northern New South Wales*, results are presented in year groupings for yield for the past five years and quality for the past two years. Further detailed interrogation of the NVT Online results using the Long Term Yield Reporter will provide more specific performance results on all varieties of each crop species in each NVT location throughout **Northern New South Wales**.

The results presented in this Harvest Report are based on the default filters in the Long Term Yield Reporter. In some cases, trial results are excluded because they do not meet the default standards for statistical validity. These are listed in the tables as ‘Trial results below standard’. Trials below standard can be viewed by reducing the default VAF settings within the [Long Term Yield Reporter](#).

Trials listed as compromised are not suitable for making variety decisions. Results can be found in the [Quarantined trial reports](#).

▶ Refer to the latest *Crop Sowing Guide* for further information at nvt.grdc.com.au/resources/crop-sowing-guides

NVT 20th anniversary

In 2025, the National Variety Trials (NVT) proudly celebrates 20 years of empowering Australian grain growers and their advisers with trusted, independent results to support varietal decision-making.

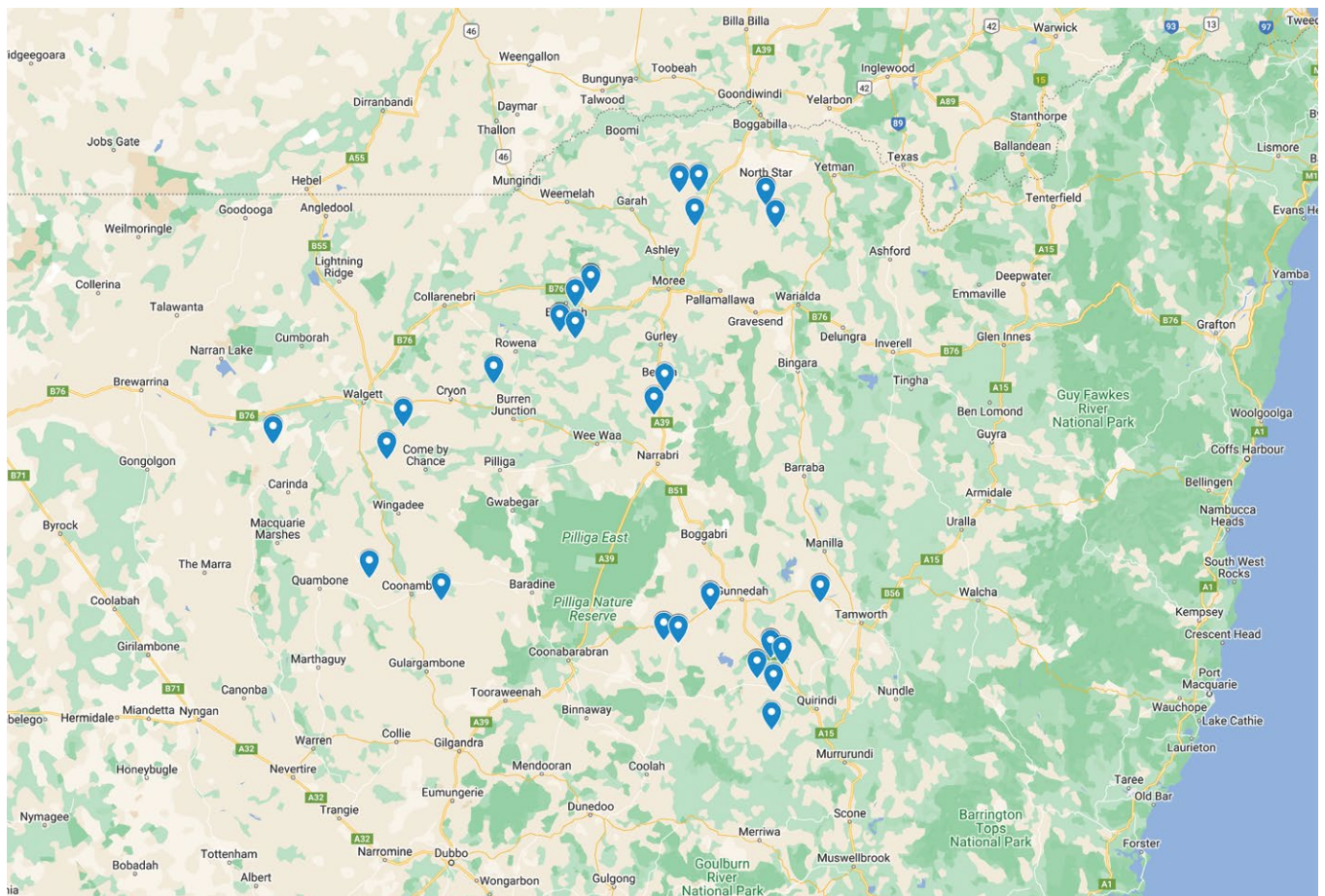
Established in 2005 by the Grains Research and Development Corporation (GRDC), the NVT program has evolved into the largest coordinated variety trial network in the world. Each year, more than 640 trials are conducted across over 300 locations nationwide, encompassing 10 different crop species. Over the past two decades, NVT has been a transformative force, providing growers with credible insights into newly released varieties that drives the rapid adoption of superior genetics.

The success of NVT is a testament to the collaborative efforts of many. GRDC extends heartfelt thanks to the growers, GRDC staff and panellists, service providers, trial hosts, breeding companies and members of the National Advisory Committee who have been instrumental in this journey. Your dedication has delivered exceptional outcomes, advancing the productivity and profitability of Australian grain growers and strengthening the grains industry as a whole.

As we mark this significant milestone, GRDC celebrates the achievements of NVT and looks forward to continuing to deliver game-changing innovations for Australia’s grains sector in the years to come.

NVT SITE LOCATIONS – Northern New South Wales

Figure 1: Locality of NVT trial sites in Northern New South Wales from 2020 to 2024.



See all NVT trial locations and view trial results at nvt.grdc.com.au/trial-results.

SOURCE: National Variety Trials

WHEAT
BARLEY
CANOLA
CHICKPEA
FABA BEAN

WHEAT

New wheat varieties

The following information is for wheat varieties released in the 12 months to the date when the MET analysis was published on NVT online. Please go to nvt.grdc.com.au to find trial results for any new varieties released since the publication of this harvest report.

Variety	Breeding company	Grain classification – northern zone	End point royalty* (\$)	Comments supplied by breeding company ¹
Avoca [Ⓞ]	Australian Grain Technologies Pty Ltd	TBC	3.90	Avoca [Ⓞ] is ideally suited to high-rainfall zones. It has a relatively compact plant canopy and good physical grain quality characteristics. Maturity description: slow-very slow spring
Brighton [Ⓞ]	Australian Grain Technologies Pty Ltd	TBC	4.10	Brighton [Ⓞ] is a dual-purpose winter wheat suitable for grazing and grain production. It is a higher-yielding alternative to Illabo [Ⓞ] and slightly quicker than Illabo [Ⓞ] . It has improved test weight compared with Illabo [Ⓞ] . Maturity description: quick winter
Intrigue [Ⓞ]	Australian Grain Technologies Pty Ltd	APH	4.00	Intrigue [Ⓞ] achieves high yields relative to other varieties in moisture-stressed situations. It has a good physical grain quality package, with low screenings and high test weights. Intrigue [Ⓞ] maintains yield potential across planting dates. Maturity description: mid-slow spring
Ironbark [Ⓞ]	Australian Grain Technologies Pty Ltd	TBC	3.90	Ironbark [Ⓞ] is derived from Beckom [Ⓞ] and is an excellent replacement for Beckom [Ⓞ] . It is similar in plant height and canopy to Beckom [Ⓞ] and is very widely adapted, suited to most of southern NSW. It has improved yield and grain size compared with Beckom [Ⓞ] . It carries the major aluminium tolerance gene, which contributes to acid soil tolerance. Maturity description: mid spring
Jumbuck [Ⓞ]	InterGrain Pty Ltd	AWW	3.60	Jumbuck [Ⓞ] has a good fit in northern growing regions with its yield stability and is well suited to late April and early May plantings. It has a solid grain quality package including excellent test weight and grain size, reducing screening risks. It has a medium plant height and good lodging tolerance. Jumbuck [Ⓞ] was developed by breeders at CIMMYT and was brought to Australia through the CIMMYT-Australia-ICARDA Germplasm Evaluation (CAIGE) program supported by GRDC. Maturity description: mid-slow spring
Lancelin [Ⓞ]	Australian Grain Technologies Pty Ltd	TBC	3.70	Lancelin [Ⓞ] has Australian Soft (ASFT) quality classification. It has high and stable yields in WA, similar to Scepter [Ⓞ] . It is similar to Scepter [Ⓞ] with an excellent physical grain quality package, high test weights and low screenings. Maturity description: mid spring
LRPB Major [Ⓞ]	LongReach Plant Breeders Pty Ltd	AH	4.00	LRPB Major [Ⓞ] is suitable for early to mid-May seeding opportunities throughout southern NSW. It has strong yield performance in both acidic and sodic soil yield trials. Marketed by Pacific Seeds. Maturity description: mid-slow spring
LRPB Optimus [Ⓞ]	LongReach Plant Breeders Pty Ltd	TBC	4.25	LRPB Optimus [Ⓞ] has a similar plant type, yield build and grain receivals package to its LRPB Lancer [Ⓞ] parent. Consistent high trial performance across a range of sowing times in NSW and Queensland, showing optimal yield performance when sown in the first half of May. It has strong acid and sodic soil tolerance. Maturity description: mid spring
LRPB Tracer [Ⓞ]	LongReach Plant Breeders Pty Ltd	APH	4.25	LRPB Tracer [Ⓞ] is suitable for main season seeding opportunities across NSW and Queensland. It is a strong performer in sodic soil yield trials. It has a compact canopy that can aid in stubble management in zero-till farming systems. Marketed by Pacific Seeds. Maturity description: mid spring

Continued on next page

Refer to the latest *Crop Sowing Guide* for further information at nvt.grdc.com.au/resources/crop-sowing-guides

Variety	Breeding company	Grain classification – northern zone	End point royalty* (\$)	Comments supplied by breeding company ¹
Mammoth [Ⓓ]	InterGrain Pty Ltd	FEED	3.50	Mammoth [Ⓓ] 's unique phenology makes it an excellent option for an early break scenario, from late March to mid-April. Unlike winter wheats that have similar maturity, Mammoth [Ⓓ] does not have the same vernalisation requirement, allowing it to continue to develop using day length rather than needing low temperature to trigger flowering like winter varieties typically need. This attribute is advantageous in both high and low-rainfall regions as it allows Mammoth [Ⓓ] to respond to seasonal conditions and minimise frost risk. Mammoth [Ⓓ] is well suited to WA and SA and some areas in Victoria. Maturity description: very slow spring
RGT Healy [Ⓓ]	RAGT	TBC	4.25	Variety description not supplied.
Shotgun [Ⓓ]	Australian Grain Technologies Pty Ltd	TBC	3.90	Shotgun [Ⓓ] is a Scepter [Ⓓ] replacement with a significant yield advantage. It is agronomically very similar to Scepter [Ⓓ] . Maturity description: mid spring
Wallaroo [Ⓓ]	Trigall Australia	TBC	4.00	Variety description not supplied.

*EPR amount is ex-GST, [Ⓓ]denotes Plant Breeder's Rights apply. ¹All data in the table was provided by breeders. Readers should raise any issues with the displayed data directly with the breeder. Consult the Grains Australia [Wheat Variety Master List](#) for final classification in your region.

Wheat variety yield performance – Northern New South Wales

Yield results are presented from the top-performing varieties within each NVT location in the region for the past five seasons. Results are presented (as a percentage) for each variety relative to the mean trial yield for the location within each year. Varieties are listed in descending order of average yield over the period. The Long Term Yield Reporter provides additional information on varieties not listed and can be viewed as a table or chart with error bars. Rainfall is provided for January to March (J–M) and April to October (A–O) and, where relevant, irrigation from April to October.

Table 1: Bellata main season wheat.

Year		2020	2021	2022	2023	2024
Mean yield (t/ha)	Class	4.42	5.59		2.75	4.95
Shotgun ^{db}				Compromised trial		116
Brumby ^{db}	FEED				107	109
Calibre ^{db}	APH		103		109	114
Jillaroo ^{db}	AH		106		106	114
Leverage ^{db}	APH				110	102
Intrigue ^{db}	APH				108	108
Boree ^{db}	APH	112	103		103	108
Vixen ^{db}	AH	107	100		105	114
Sunmaster ^{db}	APH	101	108		106	109
Ironbark ^{db}					111	111
Suncentral ^{db}	APH	102	102		110	111
Sunblade CL Plus ^{db}	APH	101	109		104	107
Sundancer ^{db}	APH				106	101
Catapult ^{db}	AH		106		100	103
LRPB Matador ^{db}	FEED					111
Sowing date		18 May	21 May	25 May	15 May	28 May
Rainfall J–M (mm)		337	377	274	163	134
Rainfall A–O (mm)		235	372	589	140	360

Special thanks to 2024 trial cooperator.
Learn more via the [NVT Long Term Yield Reporter](#)

Table 2: Bullarah main season wheat.

Year		2020	2021	2022	2023	2024
Mean yield (t/ha)	Class	3.40	5.59			
Sunmaster ^{db}	APH	103	112	Compromised trial	Compromised trial	Trial failed
Sunblade CL Plus ^{db}	APH	103	111			
LRPB Raider ^{db}	APH	100	111			
Borlaug 100 ^{db}	AH	103	109			
Suncentral ^{db}	APH	101	110			
Rebel Rat		102	109			
Calibre ^{db}	APH		104			
Coolah ^{db}	APH	101	106			
Scepter ^{db}	AH	106	102			
RGT Healy ^{db}			106			
Beckom ^{db}	AH	102	104			
Jillaroo ^{db}	AH		100			
Suntop ^{db}	APH	98	106			
SEA Condamine	FEED	100	104			
Catapult ^{db}	AH	106	100			
Sowing date		14 May	11 May	16 Jun	2 Jun	23 May
Rainfall J–M (mm)		469	422	216	127	94
Rainfall A–O (mm)		73	253	390	60	381

Special thanks to 2024 trial cooperator.
Learn more via the [NVT Long Term Yield Reporter](#)

Table 3: Coonamble main season wheat.

Year		2020	2021	2022	2023	2024	
Mean yield (t/ha)	Class	4.55		6.60	2.99	5.38	
Shotgun ^{db}				Trial failed		114	
Jumbuck ^{db}	AWW				106	101	
Leverage ^{db}	APH				110	110	106
Sunmaster ^{db}	APH	106			112	103	107
Boree ^{db}	APH	110			104	99	115
Brumby ^{db}	FEED				108	105	109
Scepter ^{db}	AH	110			105	101	111
LRPB Matador ^{db}	FEED						107
Lancelin ^{db}					102	102	111
Sunblade CL Plus ^{db}	APH	109			107	103	106
RockStar ^{db}	APH	115			100	100	111
Catapult ^{db}	AH	120			95	102	108
Sundancer ^{db}	APH					108	103
Intrigue ^{db}	APH				101	108	103
Vixen ^{db}	AH	106			99	97	116
Sowing date		12 May	14 May	27 May	30 May	26 May	
Rainfall J–M (mm)		248	224	147	41	77	
Rainfall A–O (mm)		230	267	583	107	302	

Special thanks to 2024 trial cooperator.
Learn more via the [NVT Long Term Yield Reporter](#)

Table 4: North Star main season wheat.

Year		2020	2021	2022	2023	2024
Mean yield (t/ha)	Class	3.10	5.87	5.06	3.31	
Sunmaster ^{db}	APH	104	118	126	125	Trial failed
Suncentral ^{db}	APH	105	109	124	133	
Sunblade CL Plus ^{db}	APH	103	114	117	118	
Intrigue ^{db}	APH			117	129	
Borlaug 100 ^{db}	AH	108	108	126	100	
Rebel Rat		106	110	125	99	
RGT Healy ^{db}			105	124	113	
Jumbuck ^{db}	AWW				104	
Suntop ^{db}	APH	101	104	117	123	
Sunchaser ^{db}	APH	103	96	119	118	
Beckom ^{db}	AH	102	105	108	107	
LRPB Oryx ^{db}	ASFT	102	103	106	106	
Brumby ^{db}	FEED			100	99	
Leverage ^{db}	APH			108	103	
LRPB Optimus ^{db}				105	103	
Sowing date		11 May	4 May	10 May	15 May	29 May
Rainfall J–M (mm)		238	419	215	175	221
Rainfall A–O (mm)		237	274	475	72	445

Special thanks to 2024 trial cooperator.
Learn more via the [NVT Long Term Yield Reporter](#)

WHEAT
BARLEY
CANOLA
CHICKPEA
FABA BEAN

Table 5: Spring Ridge main season wheat.

Year		2020	2021	2022	2023	2024
Mean yield (t/ha)	Class	3.99	4.77			5.59
Brumby ^{db}	FEED			Compromised trial	Compromised trial	109
Jillaroo ^{db}	AH		116			104
Catapult ^{db}	AH		124			101
Boree ^{db}	APH	99	118			105
Shotgun ^{db}						107
Jumbuck ^{db}	AWW					107
Sunblade CL Plus ^{db}	APH	108	105			108
Sunmaster ^{db}	APH	110	100			110
Intrigue ^{db}	APH					105
Calibre ^{db}	APH		106			106
Coota ^{db}	APH	98	119			101
Vixen ^{db}	AH	100	112			104
Leverage ^{db}	APH					102
Rebel 65 ^{db}						105
RockStar ^{db}	APH	96	117			100
Sowing date		1 Jun	1 Jun			24 May
Rainfall J–M (mm)		338	331	317	153	183
Rainfall A–O (mm)		392	286	628	138	420

Special thanks to 2024 trial cooperator.
Learn more via the [NVT Long Term Yield Reporter](#)

Table 6: Tullooka main season wheat.

Year		2020	2021	2022	2023	2024
Mean yield (t/ha)	Class	3.27	5.46	4.73		6.12
Sunmaster ^{db}	APH	105	114	121	No trial	114
Jumbuck ^{db}	AWW					113
Rebel Rat		103	109	122		111
Borlaug 100 ^{db}	AH	103	108	123		111
Suncentral ^{db}	APH	102	108	125		109
Intrigue ^{db}	APH			117		110
Sunblade CL Plus ^{db}	APH	105	112	112		111
RGT Healy ^{db}			104	126		107
Leverage ^{db}	APH			110		108
Suntop ^{db}	APH	101	104	116		105
Shotgun ^{db}						105
Brumby ^{db}	FEED			98		108
SEA Condamine	FEED	99	102	116		105
Sunchaser ^{db}	APH	97	98	122		101
Beckom ^{db}	AH	101	104	108		104
Sowing date		12 May	11 May	10 May		
Rainfall J–M (mm)		263	419	215		133
Rainfall A–O (mm)		193	274	475		349

Special thanks to 2024 trial cooperator.
Learn more via the [NVT Long Term Yield Reporter](#)

Table 7: Walgett main season wheat.

Year		2020	2021	2022	2023	2024
Mean yield (t/ha)	Class	4.11	6.29	5.56	1.88	5.13
Shotgun ^{db}						111
Calibre ^{db}	APH		110	107	109	108
Brumby ^{db}	FEED			109	103	109
Sunmaster ^{db}	APH	105	105	115	111	107
Vixen ^{db}	AH	116	98	104	125	111
Boree ^{db}	APH	110	105	107	108	110
Scepter ^{db}	AH	110	104	108	110	109
Borlaug 100 ^{db}	AH	106	107	118	94	101
Lancelin ^{db}				104	121	109
Rebel Rat		103	107	119		102
Sunblade CL Plus ^{db}	APH	106	104	110	108	107
Suncentral ^{db}	APH	104	105	109	117	104
Leverage ^{db}	APH			106	95	105
LRPB Matador ^{db}	FEED					104
Jillaroo ^{db}	AH		102	95	118	109
Sowing date		13 May	13 May	15 Jun	19 May	22 May
Rainfall J–M (mm)		248	272	231	40	98
Rainfall A–O (mm)		223	215	449	147	242

Special thanks to 2024 trial cooperator.
Learn more via the [NVT Long Term Yield Reporter](#)

Table 8: Bellata early season wheat.

Year		2020	2021	2022	2023	2024
Mean yield (t/ha)	Class	4.80	5.54	4.27	4.18	4.08
Jumbuck ^{db}	AWW				111	114
Leverage ^{db}	APH			125	114	116
Sundancer ^{db}	APH			123	113	111
RGT Zanzibar	FEED	97	108	144	97	113
Intrigue ^{db}	APH			116	117	107
LRPB Optimus ^{db}				106	115	114
LRPB Raider ^{db}	APH	110	100	115	107	102
LRPB Major ^{db}	AH					111
Avoca ^{db}					101	104
Coolah ^{db}	APH	106	100	102	106	103
Catapult ^{db}	AH		104	74	113	110
Coota ^{db}	APH	108	103	85	108	108
RockStar ^{db}	APH	108	105	75	111	112
Sunflex ^{db}	APH	105		89	106	108
Genie ^{db}	FEED				103	111
Sowing date		28 Apr	29 Apr	4 May	27 Apr	2 May
Rainfall J–M (mm)		337	377	274	163	134
Rainfall A–O (mm)		235	372	589	140	360

Special thanks to 2024 trial cooperator.
Learn more via the [NVT Long Term Yield Reporter](#)

WHEAT
BARLEY
CANOLA
CHICKPEA
FABA BEAN

Table 9: Bullarah early season wheat.

Year		2020	2021	2022	2023	2024
Mean yield (t/ha)	Class	3.48	5.75	4.00		
Leverage ^{db}	APH			116		
Sundancer ^{db}	APH			111		
Intrigue ^{db}	APH			101		
LRPB Raider ^{db}	APH	123	107	100		
Catapult ^{db}	AH	119	107	97		
Coota ^{db}	APH	113	105	100		
RockStar ^{db}	APH	110	106	101		
Coolah ^{db}	APH	115	104	98		
Sunflex ^{db}	APH	107		103		
LRPB Stealth ^{db}	APH	113	102	95		
Sunmax ^{db}	APH	105	99	94		
LRPB Lancer ^{db}	APH	104	98	92		
LRPB Nighthawk ^{db}	FEED	87	97	107		
LRPB Scotch ^{db}	ASFT			109		
EG Titanium ^{db}	APW	112	97	84		
Sowing date		28 Apr	20 Apr	30 Apr	26 Apr	17 Apr
Rainfall J–M (mm)		469	422	216	127	94
Rainfall A–O (mm)		73	253	390	60	381

Special thanks to 2024 trial cooperator.
Learn more via the [NVT Long Term Yield Reporter](#)

Table 10: Coonamble early season wheat.

Year		2020	2021	2022	2023	2024
Mean yield (t/ha)	Class			5.95	2.91	5.68
Jumbuck ^{db}	AWW					107
Leverage ^{db}	APH			106	111	109
Genie ^{db}	FEED					112
Wallaroo ^{db}						104
LRPB Major ^{db}	AH				107	106
Sundancer ^{db}	APH			101	108	106
RockStar ^{db}	APH			103		110
Avoca ^{db}					103	103
Sunflex ^{db}	APH			103		107
LRPB Optimus ^{db}						109
Catapult ^{db}	AH			100	100	107
Coota ^{db}	APH			101	101	105
Brumby ^{db}	FEED					109
Brighton ^{db}						99
LRPB Nighthawk ^{db}	FEED			105	106	94
Sowing date		24 Apr	23 Apr	22 Apr	16 May	22 Apr
Rainfall J–M (mm)		248	224	147	41	77
Rainfall A–O (mm)		230	267	583	107	302

Special thanks to 2024 trial cooperator.
Learn more via the [NVT Long Term Yield Reporter](#)

Table 11: North Star early season wheat.

Year		2020	2021	2022	2023	2024
Mean yield (t/ha)	Class	2.89	5.25	4.27	3.81	
Jumbuck ^{db}	AWW				123	
Intrigue ^{db}	APH			122	132	
Leverage ^{db}	APH			119	125	
Sundancer ^{db}	APH			122	124	
LRPB Optimus ^{db}				119	122	
LRPB Raider ^{db}	APH	128	106	109	116	
Coolah ^{db}	APH	118	104	102	112	
LRPB Stealth ^{db}	APH	117	102	104	112	
Rebel 65 ^{db}				130	104	
Catapult ^{db}	AH		109	84	118	
LRPB Flanker ^{db}	APH	113	97	110	109	
RGT Zanzibar	FEED	84	107	130	93	
Coota ^{db}	APH	114	107	91	112	
RockStar ^{db}	APH	112	109	87	113	
Brumby ^{db}	FEED				115	
Sowing date		27 Apr	21 Apr	28 Apr	26 Apr	1 May
Rainfall J–M (mm)		238	419	215	175	221
Rainfall A–O (mm)		237	274	475	72	445

Special thanks to 2024 trial cooperator.
Learn more via the [NVT Long Term Yield Reporter](#)

Table 12: Spring Ridge early season wheat.

Year		2020	2021	2022	2023	2024
Mean yield (t/ha)	Class	4.20	5.16	3.88	4.46	
Leverage ^{db}	APH			113	109	
Jumbuck ^{db}	AWW				106	
RGT Zanzibar	FEED	95	116	123	103	
RockStar ^{db}	APH	114	107	98	105	
Sundancer ^{db}	APH			112	102	
Catapult ^{db}	AH		105	95	106	
Genie ^{db}	FEED				101	
Sunflex ^{db}	APH	109		100	104	
Coota ^{db}	APH	111	105	98	105	
Avoca ^{db}					105	
Brumby ^{db}	FEED				101	
LRPB Optimus ^{db}				113	96	
LRPB Raider ^{db}	APH	104	100	102	105	
Coolah ^{db}	APH	104	100	100	102	
Intrigue ^{db}	APH			108	98	
Sowing date		28 Apr	19 May	10 May	9 May	9 May
Rainfall J–M (mm)		338	331	317	153	183
Rainfall A–O (mm)		392	286	628	138	420

Special thanks to 2024 trial cooperator.
Learn more via the [NVT Long Term Yield Reporter](#)

WHEAT
BARLEY
CANOLA
CHICKPEA
FABA BEAN

Table 13: Tullooona early season wheat.

Year		2020	2021	2022	2023	2024
Mean yield (t/ha)	Class	3.07	5.30	4.68		6.07
Jumbuck ^{db}	AWW				Trial failed	115
Leverage ^{db}	APH			116		113
Sundancer ^{db}	APH			117		112
Intrigue ^{db}	APH			117		111
LRPB Optimus ^{db}						114
LRPB Raider ^{db}	APH	134	95	110		103
LRPB Major ^{db}	AH					104
Coolah ^{db}	APH	120	97	103		103
RockStar ^{db}	APH	113	110	86		105
Catapult ^{db}	AH	125	105	85		104
Coota ^{db}	APH	117	105	91		103
Avoca ^{db}						101
Sunflex ^{db}	APH	110		93		103
LRPB Stealth ^{db}	APH	116	95	103		102
Genie ^{db}	FEED					106
Sowing date		27 Apr	28 Apr	29 Apr		24 Apr
Rainfall J–M (mm)		263	419	215	175	133
Rainfall A–O (mm)		193	274	475	72	349

Special thanks to 2024 trial cooperator.
Learn more via the [NVT Long Term Yield Reporter](#)

Table 14: Walgett early season wheat.

Year		2020	2021	2022	2023	2024
Mean yield (t/ha)	Class	3.86	6.33	5.53	1.74	5.07
Leverage ^{db}	APH			109	114	112
LRPB Optimus ^{db}						116
Jumbuck ^{db}	AWW					113
Sundancer ^{db}	APH			108	110	109
LRPB Major ^{db}	AH				124	101
RockStar ^{db}	APH	127	106	104		109
Brumby ^{db}	FEED					108
Catapult ^{db}	AH	135	105	101	121	103
Intrigue ^{db}	APH			103	115	100
Genie ^{db}	FEED					117
Coota ^{db}	APH	122	104	101	114	103
Sunflex ^{db}	APH	115		103		106
Coolah ^{db}	APH	118	102	99	109	98
LRPB Raider ^{db}	APH	120	103	98	110	95
LRPB Stealth ^{db}	APH	118	99	99	107	96
Sowing date		24 Apr	24 Apr	21 Apr	19 May	22 Apr
Rainfall J–M (mm)		248	272	231	40	98
Rainfall A–O (mm)		223	215	449	147	242

Special thanks to 2024 trial cooperator.
Learn more via the [NVT Long Term Yield Reporter](#)

Table 15: Somerton long season wheat.

Year		2020	2021	2022	2023	2024
Mean yield (t/ha)	Class	4.26	3.97	4.48	3.90	
RGT Zanzibar	FEED	114	129	111	113	No trial
LRPB Beaufort ^{db}	FEED	113	119	104	122	
Longsword ^{db}	AWW	108	124	105	103	
Valiant ^{db} CL Plus	FEED		125	100	111	
Sunmax ^{db}	APH	106	113	95	119	
Anapurna	FEED	108	110	121	89	
LRPB Nighthawk ^{db}	FEED	107	111	98	107	
Illabo ^{db}	AH	105	107	96	112	
BigRed ^{db}	FEED		97	116	87	
Severn ^{db}	FEED		102	99	97	
Brighton ^{db}					107	
LRPB Kittyhawk ^{db}	APH	100	97	92	101	
Willaura ^{db}	AH				122	
Mammoth ^{db}	FEED		99	94	103	
EGA Wedgetail ^{db}	AH	96	95	85	106	
Sowing date		20 Apr	21 Apr	12 Apr	28 Apr	
Rainfall J–M (mm)		299	274	273	251	
Rainfall A–O (mm)		367	327	516	160	

No 2024 trial cooperator.
Learn more via the [NVT Long Term Yield Reporter](#)

Table 16: Bellata durum wheat.

Year		2020	2021	2022	2023	2024
Mean yield (t/ha)	Class	4.23	5.09	4.54	1.78	4.32
DBA Mataroi ^{db}	ADR	101	106	108	105	109
Westcourt ^{db}	ADR	101	106	106	105	109
Bitalli ^{db}	FEED		101	108	105	104
Patron ^{db}	ADR		91		105	95
DBA Vittaroi ^{db}	ADR	96	109	96	101	110
DBA Bindaroi ^{db}	ADR	96	102	93	98	101
Caparoi ^{db}	ADR	96	100	92	96	98
DBA-Aurora ^{db}	ADR	108	90	97	97	90
DBA Lillaroi ^{db}	ADR	85	96	88	91	90
Jandaroi ^{db}	ADR	77	97	84	87	89
Sowing date		18 May	21 May	25 May	15 May	28 May
Rainfall J–M (mm)		337	377	274	163	134
Rainfall A–O (mm)		235	372	589	140	360

Special thanks to 2024 trial cooperator.
Learn more via the [NVT Long Term Yield Reporter](#)

WHEAT
BARLEY
CANOLA
CHICKPEA
FABA BEAN

Table 17: Bullarah durum wheat.

Year		2020	2021	2022	2023	2024
Mean yield (t/ha)	Class	2.86	4.53	3.39	1.48	3.66
Patron ^{db}	ADR		111		115	92
Westcourt ^{db}	ADR	104	105	105	97	106
Bitalli ^{db}	FEED		105	105	102	101
DBA Mataroi ^{db}	ADR	105	103	106	97	105
DBA Vittaroi ^{db}	ADR	95	107	97	93	110
DBA-Aurora ^{db}	ADR	102	108	93	111	92
DBA Bindaroi ^{db}	ADR	94	102	95	97	103
Caparoi ^{db}	ADR	93	98	94	97	101
DBA Lillaroi ^{db}	ADR	89	73	98	92	95
Jandaroi ^{db}	ADR	84	61	98	86	95
Sowing date		14 May	11 May	16 Jun	2 Jun	23 May
Rainfall J–M (mm)		469	422	216	127	94
Rainfall A–O (mm)		73	253	390	60	381

Special thanks to 2024 trial cooperator.
Learn more via the [NVT Long Term Yield Reporter](#)

Table 18: Coonamble durum wheat.

Year		2020	2021	2022	2023	2024
Mean yield (t/ha)	Class			6.01	2.76	6.39
Patron ^{db}	ADR	Compromised trial	Trial failed		104	105
Bitalli ^{db}	FEED			109	102	103
DBA Mataroi ^{db}	ADR			107	101	103
Westcourt ^{db}	ADR			104	101	102
DBA-Aurora ^{db}	ADR			98	102	99
DBA Lillaroi ^{db}	ADR			94	94	97
Caparoi ^{db}	ADR			89	99	97
DBA Bindaroi ^{db}	ADR			89	99	97
DBA Vittaroi ^{db}	ADR			87	100	98
Jandaroi ^{db}	ADR			92	91	96
Sowing date		12 May	14 May	27 May	30 May	26 May
Rainfall J–M (mm)		248	224	147	41	77
Rainfall A–O (mm)		230	267	583	107	302

Special thanks to 2024 trial cooperator.
Learn more via the [NVT Long Term Yield Reporter](#)

Table 19: North Star durum wheat.

Year		2020	2021	2022	2023	2024
Mean yield (t/ha)	Class		5.52	5.09	2.81	4.84
Patron ^{db}	ADR	Trial failed	115		104	100
Bitalli ^{db}	FEED		106	109	104	102
DBA Mataroi ^{db}	ADR		103	105	104	103
Westcourt ^{db}	ADR		103	104	103	103
DBA-Aurora ^{db}	ADR		106	103	96	96
DBA Vittaroi ^{db}	ADR		98	92	97	101
DBA Bindaroi ^{db}	ADR		97	92	96	99
Caparoi ^{db}	ADR		95	91	96	98
DBA Lillaroi ^{db}	ADR		82	86	99	98
Jandaroi ^{db}	ADR		73	80	99	98
Sowing date		11 May	4 May	10 May	20 May	29 May
Rainfall J–M (mm)		238	419	215	175	221
Rainfall A–O (mm)		237	274	475	72	445

Special thanks to 2024 trial cooperator.
Learn more via the [NVT Long Term Yield Reporter](#)

Table 20: Spring Ridge durum wheat.

Year		2020	2021	2022	2023	2024
Mean yield (t/ha)	Class	4.03	4.32	3.03		5.43
DBA Vittaroi ^{db}	ADR	108	120	90	Compromised trial	106
Westcourt ^{db}	ADR	104	107	103		103
DBA Mataroi ^{db}	ADR	104	104	104		103
DBA Bindaroi ^{db}	ADR	103	110	91		102
Bitalli ^{db}	FEED		99	108		100
Caparoi ^{db}	ADR	101	105	92		101
DBA-Aurora ^{db}	ADR	95	94	103		94
Patron ^{db}	ADR		85			93
DBA Lillaroi ^{db}	ADR	95	88	90		99
Jandaroi ^{db}	ADR	94	86	85		99
Sowing date		1 Jun	1 Jun	24 May	9 May	26 Jun
Rainfall J–M (mm)		338	331	317	153	183
Rainfall A–O (mm)		392	286	628	138	420

Special thanks to 2024 trial cooperator.
Learn more via the [NVT Long Term Yield Reporter](#)

Table 21: Tulloona durum wheat.

Year		2020	2021	2022	2023	2024
Mean yield (t/ha)	Class	2.97	5.22	4.96		6.26
Patron ^{db}	ADR		105		No trial	106
Bitalli ^{db}	FEED		104	107		103
Westcourt ^{db}	ADR	104	105	103		102
DBA Mataroi ^{db}	ADR	104	104	104		102
DBA-Aurora ^{db}	ADR	99	102	102		101
DBA Vittaroi ^{db}	ADR	99	106	91		99
DBA Bindaroi ^{db}	ADR	97	101	92		98
Caparoi ^{db}	ADR	96	98	92		97
DBA Lillaroi ^{db}	ADR	92	83	92		93
Jandaroi ^{db}	ADR	89	76	87		89
Sowing date		12 May	11 May	10 May		8 May
Rainfall J–M (mm)		263	419	215		133
Rainfall A–O (mm)		193	274	475		349

Special thanks to 2024 trial cooperator.
Learn more via the [NVT Long Term Yield Reporter](#)

Table 22: Walgett durum wheat.

Year		2020	2021	2022	2023	2024
Mean yield (t/ha)	Class	3.44	6.61	5.13		5.08
Patron ^{db}	ADR		111		No trial	99
Bitalli ^{db}	FEED		103	110		103
DBA Mataroi ^{db}	ADR	105	100	110		106
Westcourt ^{db}	ADR	104	100	107		105
DBA-Aurora ^{db}	ADR	101	107	92		93
DBA Vittaroi ^{db}	ADR	98	97	93		102
DBA Bindaroi ^{db}	ADR	96	98	90		98
Caparoi ^{db}	ADR	95	97	90		97
DBA Lillaroi ^{db}	ADR	86	89	94		97
Jandaroi ^{db}	ADR	81	83	93		97
Sowing date		13 May	13 May	14 Jun		22 May
Rainfall J–M (mm)		248	272	231		98
Rainfall A–O (mm)		223	215	449		242

Special thanks to 2024 trial cooperator.
Learn more via the [NVT Long Term Yield Reporter](#)

Wheat variety quality – Northern New South Wales

Grain quality for individual varieties varies from site to site and from year to year. However, long-term and across-site trends highlight varieties that can consistently achieve high protein percentage, high test weight or low grain screenings under a wider range of environments.

The following figures show the grain quality trends as histograms from 2023 and 2024 NVT averaged for trials in the Northern New South Wales region. Only the varieties evaluated at every site are included. These are plotted in order of performance, up to a maximum of 20.

Protein and yield comparisons

Figure 1: Protein (%) and yield (t/ha) comparisons for main season wheat varieties from four NVT sites in Northern NSW in 2023.

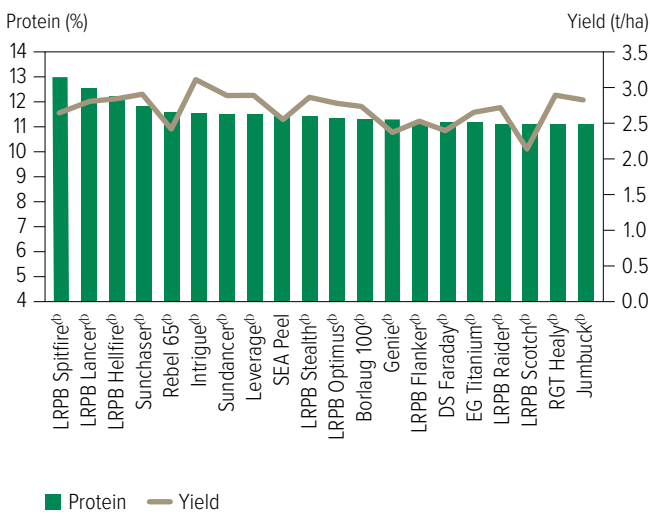


Figure 2: Protein (%) and yield (t/ha) comparisons for main season wheat varieties from five NVT sites in Northern NSW in 2024.

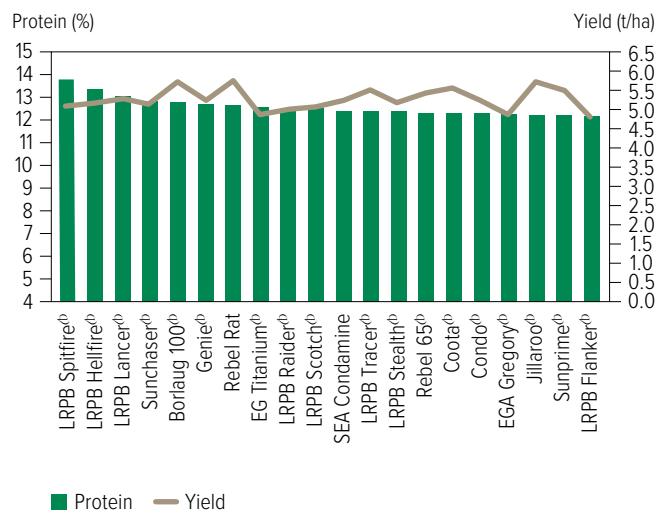


Figure 3: Protein (%) and yield (t/ha) comparisons for early season wheat varieties from five NVT sites in Northern NSW in 2023.

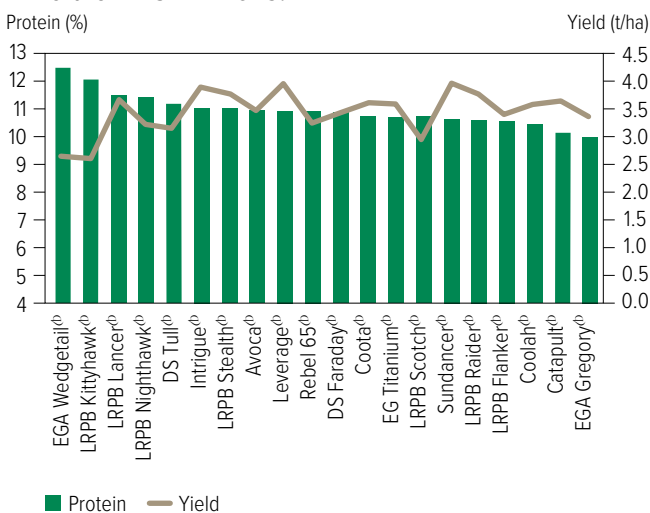
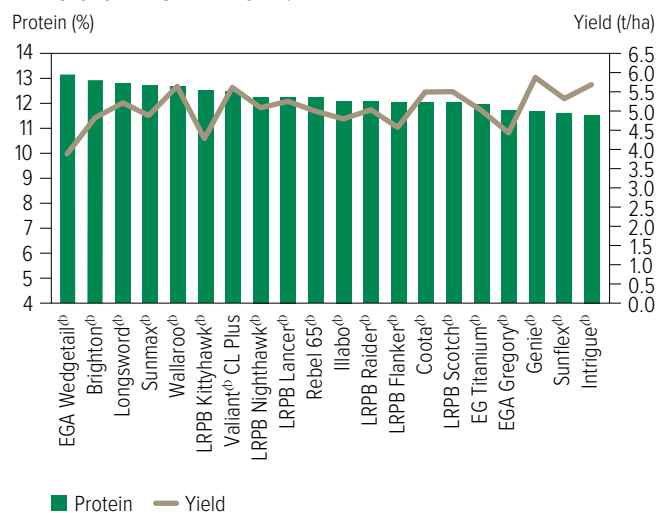


Figure 4: Protein (%) and yield (t/ha) comparisons for early season wheat varieties from four NVT sites in Northern NSW in 2024.



WHEAT

BARLEY

CANOLA

CHICKPEA

FABA BEAN

Figure 5: Protein (%) and yield (t/ha) comparisons for long season wheat varieties from one NVT site in Northern NSW in 2023.

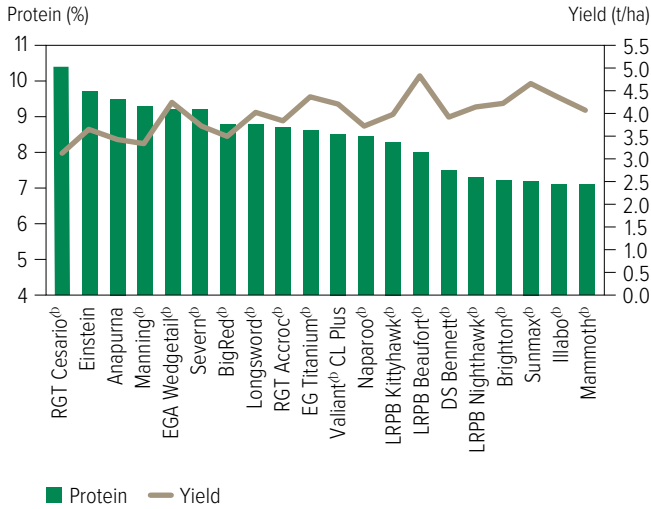


Figure 6: Protein (%) and yield (t/ha) comparisons for long season wheat varieties from NVT sites in Northern NSW in 2024.




Figure 7: Protein (%) and yield (t/ha) comparisons for durum wheat varieties from four NVT sites in Northern NSW in 2023.

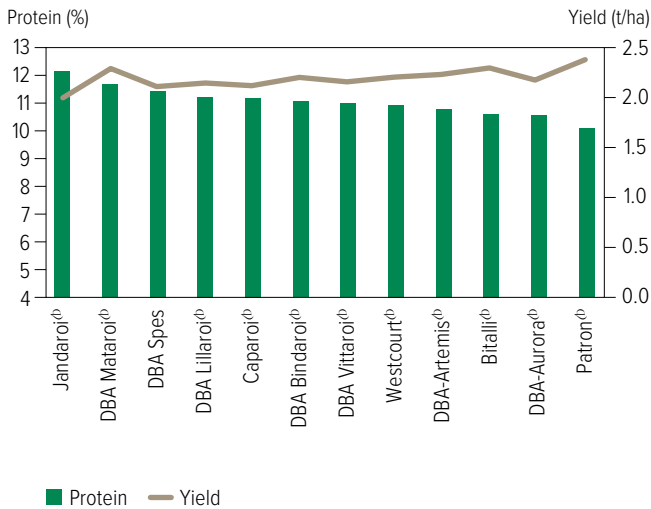
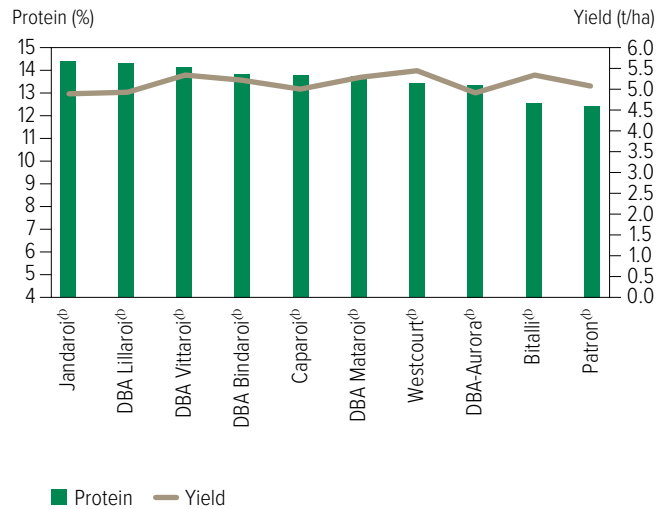


Figure 8: Protein (%) and yield (t/ha) comparisons for durum wheat varieties from seven NVT sites in Northern NSW in 2024.



Test weight comparisons

Figure 9: Test weight (kg/hL) comparisons for main season wheat varieties from four NVT sites in Northern NSW in 2023.

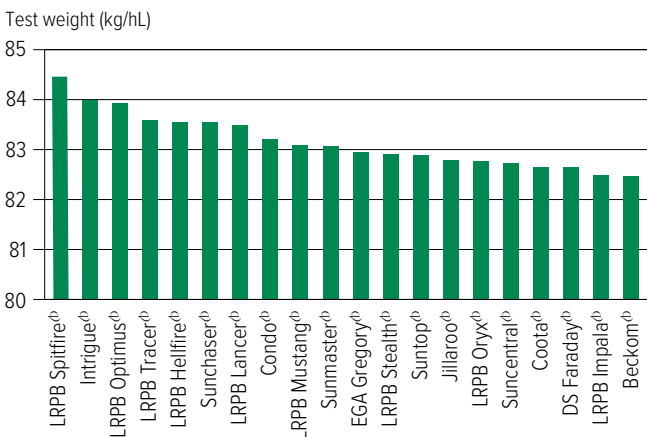


Figure 10: Test weight (kg/hL) comparisons for main season wheat varieties from five NVT sites in Northern NSW in 2024.

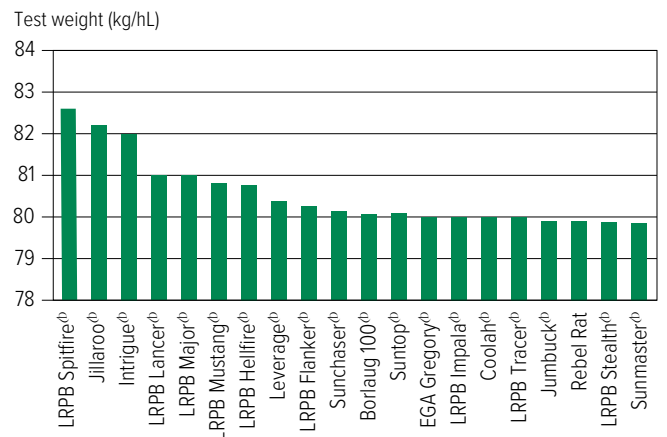


Figure 11: Test weight (kg/hL) comparisons for early season wheat varieties from five NVT sites in Northern NSW in 2023.

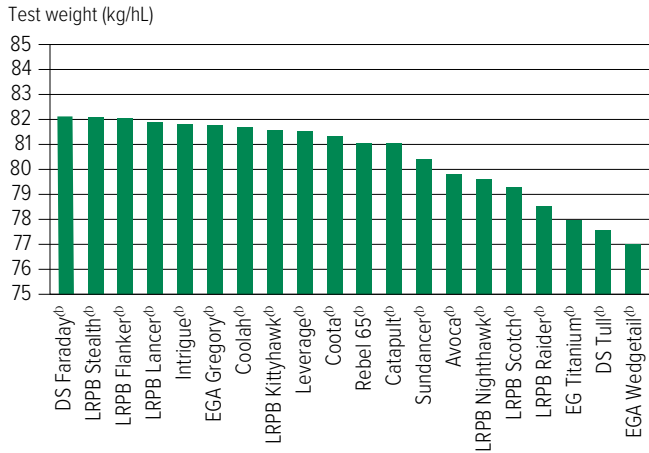


Figure 12: Test weight (kg/hL) comparisons for early season wheat varieties from four NVT sites in Northern NSW in 2024.

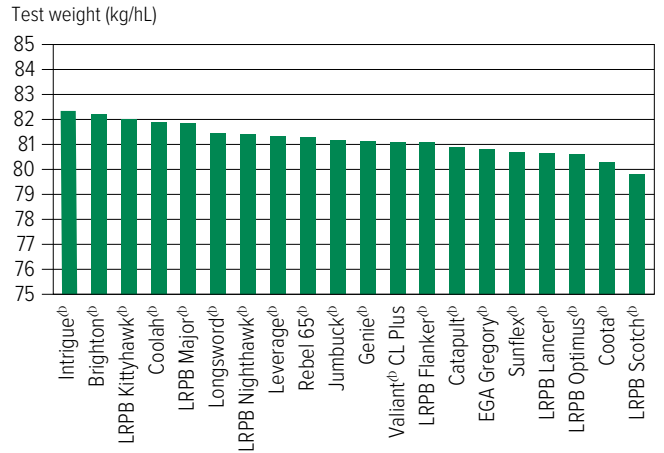


Figure 13: Test weight (kg/hL) comparisons for long season wheat varieties from one NVT site in Northern NSW in 2023.

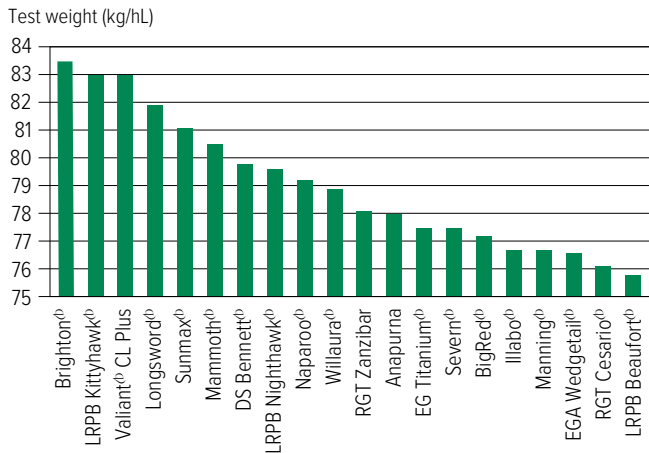


Figure 14: Test weight (kg/hL) comparisons for long season wheat varieties from NVT sites in Northern NSW in 2024.




Figure 15: Test weight (kg/hL) comparisons for durum wheat varieties from four NVT sites in Northern NSW in 2023.

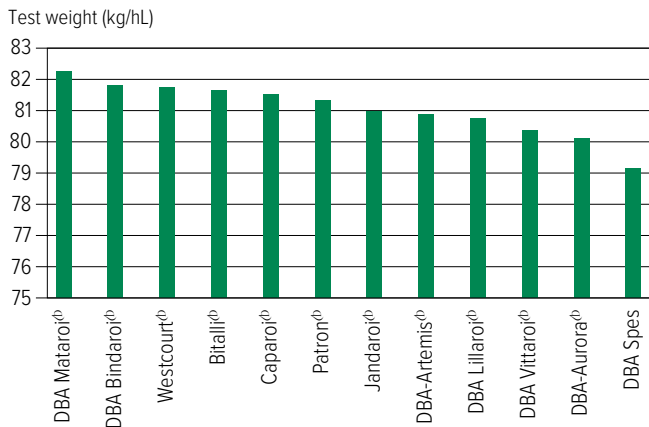
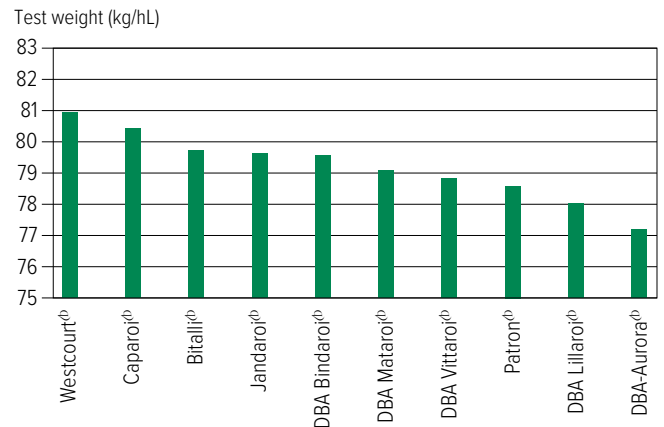


Figure 16: Test weight (kg/hL) comparisons for durum wheat varieties from seven NVT sites in Northern NSW in 2024.



WHEAT

BARLEY

CANOLA

CHICKPEA

FABA BEAN

Screenings comparisons

Figure 17: Screenings (<2.0mm) comparisons for main season wheat varieties from four NVT sites in Northern NSW in 2023.

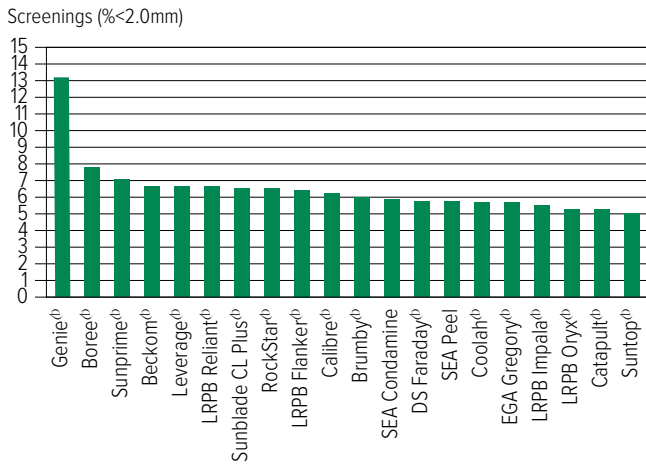


Figure 18: Screenings (<2.0mm) comparisons for main season wheat varieties from five NVT sites in Northern NSW in 2024.

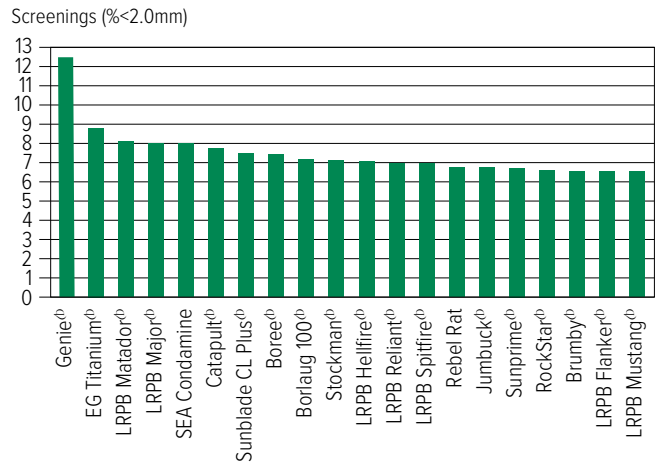


Figure 19: Screenings (<2.0mm) comparisons for early season wheat varieties from five NVT sites in Northern NSW in 2023.

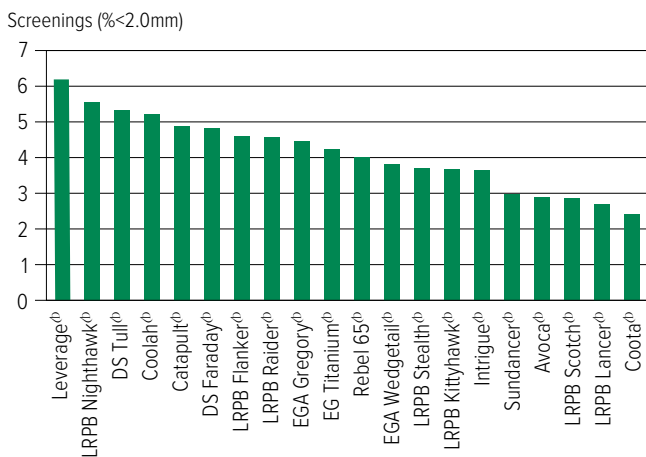


Figure 20: Screenings (<2.0mm) comparisons for early season wheat varieties from four NVT sites in Northern NSW in 2024.

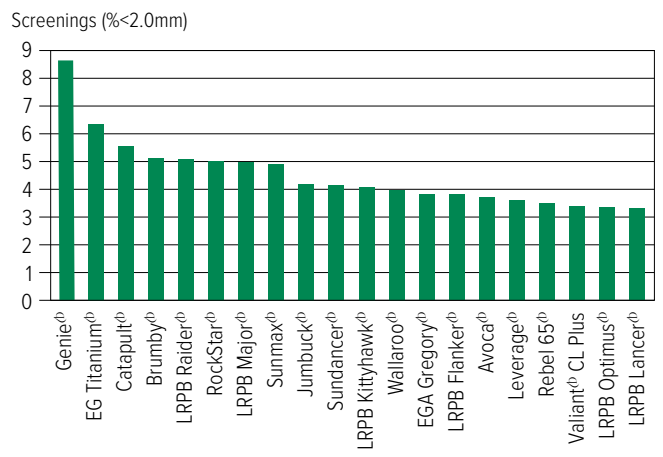


Figure 21: Screenings (<2.0mm) comparisons for long season wheat varieties from one NVT site in Northern NSW in 2023.

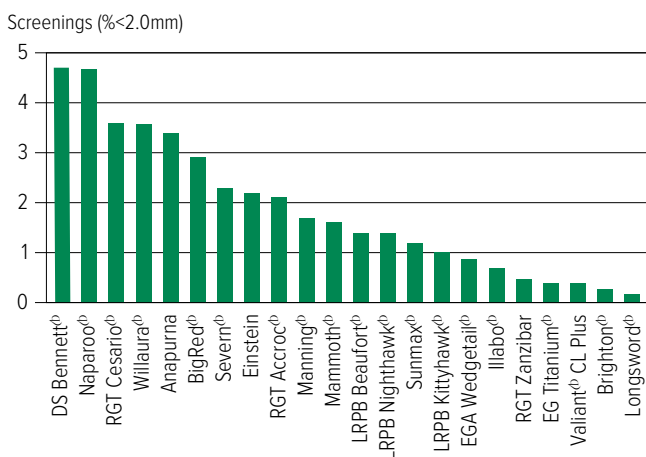


Figure 22: Screenings (<2.0mm) comparisons for long season wheat varieties from NVT sites in Northern NSW in 2024.




Figure 23: Screenings (<2.0mm) comparisons for durum wheat varieties from four NVT sites in Northern NSW in 2023.

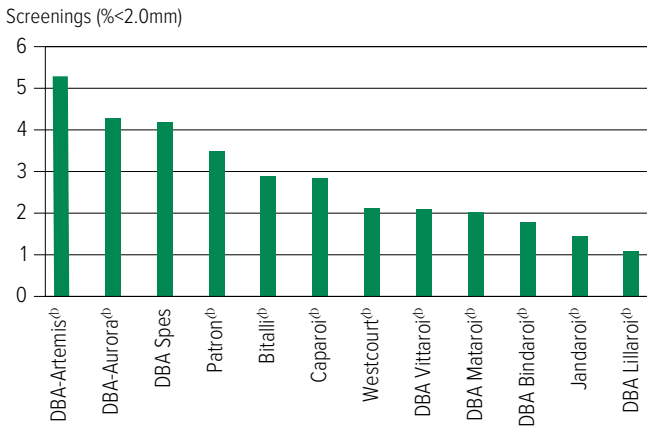
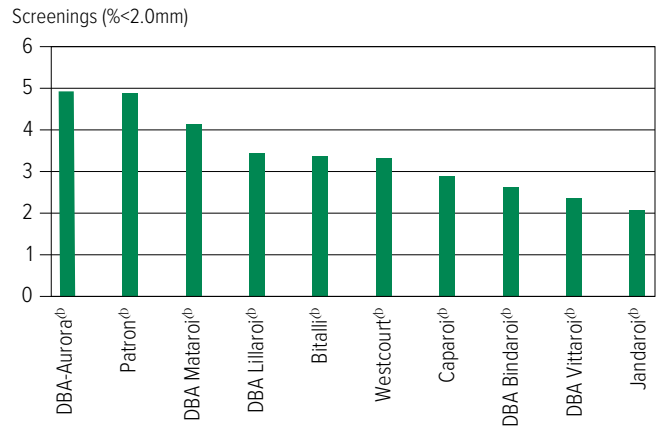


Figure 24: Screenings (<2.0mm) comparisons for durum wheat varieties from seven NVT sites in Northern NSW in 2024.



WHEAT

BARLEY

CANOLA

CHICKPEA

FABA BEAN

Wheat variety disease ratings – New South Wales

The following tables contain varietal ratings for the predominant diseases of wheat in New South Wales. These ratings are updated annually by crop pathologists and were released in March 2025.

Selected varieties of most relevance to New South Wales growers are listed in alphabetical order and disease ratings are colour-coded to match resistance and tolerance ratings.

Table 23: Wheat disease guide for New South Wales.

Variety	Crown rot	Leaf rust	Stem rust	Stripe rust (east coast resistance)	Powdery mildew	Septoria tritici blotch	Yellow leaf spot	RLN resistance (Pratylenchus thornei)	RLN tolerance (Pratylenchus thornei)	RLN resistance (Pratylenchus neglectus)	RLN tolerance (Pratylenchus neglectus)	CCN	Black point*
Anapurna	SVS	MS	MSS	RMR	RMR	MRMS	MRMS	S (P)		MS		MRMS	
Ascot ^{db}	S	RMR	MRMS	MSS	S	S	MRMS	S	MI	S	MI	MR	
Avoca ^{db}	MSS (P)	MSS	MRMS	MRMS	MS	MSS	MSS	MSS	MTMI (P)	R (P)	I (P)	S (P)	
Ballista ^{db}	S	S	MR	MSS	SVS	SVS	MS	MRMS	MI	S	MTMI	MRMS	
Beckom ^{db}	S	MSS	MRMS	MRMS	S	S	MSS	MSS	TMT	S	MTMI	R	
BigRed ^{db}	MSS	MRMS	S	RMR	RMR	MR	MR	MS		MRMS		S	
Boa ^{db}	MSS (P)	MR	MS	MRMS	S	S	MRMS	VS	MI (P)	S	MT (P)	R (P)	
Boree ^{db}	S	S	MR	SVS	VS	SVS	MRMS	MSS	MII	S	I	MSS	
Borlaug 100 ^{db}	MSS	MR	MR	SVS		MSS	MRMS	MS	TMT	S	T	MS	
Brighton ^{db}	S	S	MRMS	MRMS	SVS	S	MRMS	MS	MTMI	S	VI (P)	R	
Brumby ^{db}	S	SVS	MR	MS	MSS	S	MRMS	MS	MI	MRMS	TMT	MRMS	
Calibre ^{db}	S	S	MR	S	MSS	S	MRMS	MSS	MII	S	MT	MRMS	
Catapult ^{db}	MSS	S	MR	S	S	MSS	MRMS	MS	MT	S	MII	R	
Chief CL Plus ^{db}	MSS	MR	MR	SVS	SVS	S	MRMS	MSS	IVI	MRMS	MT	MS	
Condo ^{db}	S	S	MR	MRMS/MS	S	S	MS	MS	TMT	S	MT	MR	
Coolah ^{db}	MSS	RMR	MR	MSS	MSS	MSS	MSS	MS	MT	S	MT	S	
Coota ^{db}	MSS	MR	RMR	S	S	S	MSS	MS	MTMI	MR	MI	MR	
Cutlass ^{db}	S	RMR	R	MSS	MSS	MSS	MSS	MSS	MI	MSS	MT	MR	
Denison ^{db}	MSS	S	MS	S	S	MSS	MRMS	S	MI	S	MII	MS	
DS Bennett ^{db}	VS	SVS	MS	S	R	MSS	MRMS	S		S		S	
DS Pascal ^{db}	S	MRMS	MSS	MRMS	RMR	MSS	MS	S	IVI	S	MTMI	S	
EG Jet ^{db}	S	MSS	S	MRMS	MSS	MSS	MRMS	S	I	S	MI	MRMS	
EG Titanium ^{db}	MSS	MS	MS	MR	S	MSS	MSS	MSS	MTMI	MSS	MTMI	R	
EGA Gregory ^{db}	S	MR	MR	MS	MSS	MSS	S	MSS	MT	S	MTMI	S	
EGA Wedgetail ^{db}	S	MSS	MRMS	MS	MSS (P)	MSS	MSS	VS	MII	S	MII	S	
Genie ^{db}	MS (P)	S	MRMS	MSS	SVS	S	MRMS (P)	MRMS	IVI (P)	MS (P)	IVI (P)	MSS (P)	
Hammer CL Plus ^{db}	MSS	S	MR	MS	S	MSS	MRMS	S	I	MSS	MTMI	MRMS	
Hyperno ^{db}	SVS	RMR	RMR	MRMS	MSS	MS	MRMS	RMR	TMT	MS	MTMI	MS	
Illabo ^{db}	S	S	MR	MRMS	RMR	MSS	MS	MSS	MII	MSS	MI	MRMS	
Intrigue ^{db}	MSS	MR	MR	MR	S	MSS	MS	MRMS	TMT	S	MT (P)	MS	
Ironbark ^{db}	MSS (P)	MRMS	MS	MR	S	S	MSS	MR (P)	MTMI (P)	S	IVI (P)	MS (P)	
Jillaroo ^{db}	S	S	MS	S	S	S	MS	MS (P)	MII	S	I	MS	
Jumbuck ^{db}	MSS (P)	RMR	MRMS	MRMS	MSS	MSS	MS	MSS	TMT (P)		T (P)	R (P)	
Kingston ^{db}	S	S	S	MSS	S	S	MSS	MR	MTMI	S	MTMI	R	
Lancelin ^{db}	S	MSS	MRMS	MSS	S	SVS	MRMS	MS	TMT	SVS	MI (P)	MRMS	
Leverage ^{db}	S	RMR	MR	MRMS	SVS	S	MRMS	MS	TMT	S	TMT (P)	MS	
Longford ^{db}	MSS	RMR	RMR	RMR	RMR	MRMS/S	MRMS	S		S		MS	
Longsword ^{db}	MSS	MSS	MR	MRMS/MS	S	MS	MRMS	MRMS	MI	MRMS	VI	MRMS	
LRPB Anvil ^{db} CL Plus	MSS	SVS	MR	S	SVS	VS	MSS	S	VI	MSS	MII	MS	
LRPB Avenger ^{db}	S	SVS	MS	S	SVS	S	MS	MRMS	MI	MSS	MI	MRMS	

WHEAT
BARLEY
CANOLA
CHICKPEA
FABA BEAN

Continued on next page

Table 23: Wheat disease guide for New South Wales (continued).

Variety	Crown rot	Leaf rust	Stem rust	Stripe rust (east coast resistance)	Powdery mildew	Septoria tritici blotch	Yellow leaf spot	RLN resistance (Pratylenchus thornei)	RLN tolerance (Pratylenchus thornei)	RLN resistance (Pratylenchus neglectus)	RLN tolerance (Pratylenchus neglectus)	CCN	Black point*
LRPB Beaufort ^{db}	S	MSS	SVS	RMR	R (P)	S	MRMS	MSS	MT	MS	MI	MS	
LRPB Flanker ^{db}	MSS	RMR	MR	MS	S	S	MSS	MSS	MT	S	MT	S	
LRPB Hellfire ^{db}	MSS	MSS	MR	MRMS	SVS	S	MSS	MSS	MI	MSS	MTMI	MS	
LRPB Impala ^{db}	MSS	SVS	MR	MRMS	MR	SVS	MSS	S	MII	SVS	MTMI	MSS	
LRPB Kittyhawk ^{db}	SVS	MR	MRMS	MR	MS	MRMS	MRMS	S	I	S	MI	S	
LRPB Lancer ^{db}	MSS	RMR	R	RMR	MR	MSS	MS	MS	TMT	S	MTMI	S	
LRPB Major ^{db}	MSS	MR	MRMS	MRMS	MRMS	MSS	MS	MSS	MTMI	S	MI (P)	MRMS	
LRPB Matador ^{db}	S	MSS	MS	MS	MSS	S	MRMS	MS	MT	S		MS (P)	
LRPB Mustang ^{db}	MSS	MSS	MRMS	MRMS	MRMS	S	MSS	MSS	MTMI	S	MI	MR	
LRPB Nighthawk ^{db}	MSS	MS	RMR	MR	SVS	MS	MS	MS	MI	MSS	IVI	MS	
LRPB Optimus ^{db}	MSS	RMR	MR	MRMS	MSS	S	MSS	MS	MTMI	MSS	I (P)	MS	
LRPB Oryx ^{db}	MSS	RMR#	MR	MRMS	MR	SVS	MSS	MSS	IVI	MSS	MII	S	
LRPB Parakeet ^{db}	MSS	RMR	MR	MR	SVS	SVS	MSS	S	MII	MRMS	MT	MS	
LRPB Raider ^{db}	S	RMR	RMR	MR	MSS	S	MSS	MS	TMT	MSS	MT	S	
LRPB Reliant ^{db}	MS	RMR	R	MR	MS	S	S	MSS	TMT	SVS	MTMI	MSS	
LRPB Scotch ^{db}	S	MR#	MSS	MRMS	MR	S	MRMS	S	MI	MS	MTMI	MS	
LRPB Spitfire ^{db}	MS	MS	MR	MRMS	SVS	S	S	MS	MTMI	MSS	MI	MS	
LRPB Stealth ^{db}	MSS	RMR	R	RMR	MRMS	MSS	MS	S	MTMI	MSS	MTMI	S	
LRPB Tracer ^{db}	S (P)	MRMS	MS	MRMS	MSS	S	MSS	MSS	MT (P)	S	MT (P)	R (P)	
LRPB Trojan ^{db}	MS	MR	MRMS	S	S	S	MSS	MSS	MI	MSS	MT	MS	
Mammoth ^{db}	S	MRMS	MR	MSS	SVS	MSS	MRMS	MRMS	MI	MSS	I	MSS	
Manning ^{db}	VS	MSS	MR	MR	MRMS	MRMS/S	MRMS	S		MSS		S	
Mowhawk ^{db}		MR (P)	RMR (P)			MSS (P)	MRMS (P)						
Naparoo ^{db}	S	MS	MRMS	MRMS	MR (P)	S	MRMS	S	MI	SVS	I		
Packer ^{db}	MS (P)	MR	MR	MRMS	MSS	MSS	MS	S	MII (P)	S	MI (P)	R (P)	
Razor CL Plus ^{db}	S	S	MRMS	MRMS	MSS	SVS	MSS	MS	MI	S	MT	MR	
Rebel 65 ^{db}	S	MRMS	MSS (RMR)	MSS		SVS	MSS	MRMS	MT	S	TMT	MSS	
Rebel Rat	MSS	MRMS	MRMS	MSS	VS	MSS	MRMS	MSS	MT	S	T	MRMS	
Reilly ^{db}	S	MSS	MRMS	MS	MSS	S	S	MSS	MTMI	MS	MTMI	R	
RGT Accroc ^{db}	SVS	S	MRMS	MRMS	MRMS	MS	MRMS	MSS		MS		S	
RGT Calabro	SVS	MS	MS	MRMS	RMR	MRMS	MR	MS		S	VI	S	
RGT Cesario ^{db}	VS	RMR	RMR	MRMS	RMR	MRMS	MR	MSS		MRMS		MSS (P)	
RGT Healy ^{db}	S	MR	MRMS	MRMS	S	MSS	MSS	MR	MT	MSS	MT	MR	
RGT Ponsford ^{db}	MSS	MR	RMR	MS	MSS	MSS	MS	S	IVI	MSS	MT	MRMS	
RGT Waugh ^{db}	S	S	MS	MR	RMR	MRMS#	MRMS	MSS		MSS		MS	
RGT Zanzibar	S	SVS	VS	RMR	RMR	MSS	MS	MS (P)	MI	S	MI (P)	MSS	
RockStar ^{db}	S	S	MRMS	S	SVS	S	MRMS	MS	MI	MRMS	I	MSS	
Rottnest ^{db}		VS (P)	S (P)	SVS (P)	SVS (P)	SVS (P)	MRMS (P)						
Scepter ^{db}	MSS	MSS	MRMS	S	SVS	S	MRMS	MSS	MT	S	MTMI	MRMS	
SEA Condamine	MSS	RMR	MRMS	MSS	MSS	VS	MSS	MS	MT	S	MT	S	
Severn ^{db}	S	MR	MRMS	MR	RMR	MSS	MRMS	MRMS		S		MSS (P)	
Sheriff CL Plus ^{db}	S	SVS	MS	SVS	SVS	S	MRMS	MS	I	MRMS	MTMI	MS	
Shotgun ^{db}	MS (P)	MSS	MRMS	MSS	S	S (P)	MRMS	MRMS	TMT (P)	MS (P)	MI (P)	R (P)	
Stockade ^{db}	S	MR	MS	MR	SVS	MS	MRMS	MSS	MTMI	S	MT	MRMS	
Stockman ^{db}	S	MR	MS	MRMS (P)	SVS	S (P)	MSS (P)	S	MI	MRMS		S	
Sunblade CL Plus ^{db}	S	MSS	MS	MRMS	S	S	MSS	MRMS	MT	MSS	MI	MSS	
Suncentral ^{db}	MSS	RMR	MRMS	MS	SVS	S	MSS	MRMS	MT	MRMS	MI	S	
Sunchaser ^{db}	MSS	R	MR	RMR	SVS	S	MS	MSS	MT	MSS	MTMI	MSS	

WHEAT
BARLEY
CANOLA
CHICKPEA
FABA BEAN

Continued on next page

Table 23: Wheat disease guide for New South Wales (continued).

Variety	Crown rot	Leaf rust	Stem rust	Stripe rust (east coast resistance)	Powdery mildew	Septoria tritici blotch	Yellow leaf spot	RLN resistance (Pratylenchus thornei)	RLN tolerance (Pratylenchus thornei)	RLN resistance (Pratylenchus neglectus)	RLN tolerance (Pratylenchus neglectus)	CCN	Black point*
Sundancer ^{db}	MSS	RMR	MR	MR	S	MSS	MS	MS	MTMI	MSS	MTMI (P)	MS	
Sunflex ^{db}	MSS	RMR	MR	MRMS	S	SVS	MS	MSS	MI	S	MI	MS	
Sunmaster ^{db}	MSS	RMR	MS	MRMS	S	S	MSS	MS	TMT	MRMS	MTMI	MSS	
Sunmax ^{db}	MSS	MS	MRMS	RMR	S	MSS	MS	MS	MI	S	MT	MRMS	
Sunprime ^{db}	S	MR	MS	MS		S	MSS	S	MTMI	S	MTMI	MS	
Suntop ^{db}	MSS	MR	MRMS	MRMS	S	S	MSS	MRMS	TMT	S	MT	S	
Tomahawk CL Plus ^{db}	MSS	S	MR	S	SVS	S	MRMS	MS	TMT	S	MI (P)	MRMS	
Triple 2 ^{db}	MRMS (P)	MRMS	MR (P)	RMR (P)	MRMS	MR	MR (P)	MR		R (P)		MS (P)	
Valiant ^{db} CL Plus	MSS	S	MRMS	S	VS	MSS	MRMS	S (P)	VI	S	MII	MSS (P)	
Vixen ^{db}	S	SVS	MRMS	SVS	SVS	S	MRMS	MS	I	MRMS	I	MSS	
Wallaroo ^{db}	MSS	RMR	RMR	RMR	S	MSS	MRMS	MRMS	MI	MS		R	
Willaura ^{db}	S	MRMS	MR	S	SVS	S	MS	MRMS	MTMI	MSS	MII	MS	
DURUM													
Bitalli ^{db}	SVS	MR	RMR	MRMS	S	MSS	MRMS	RMR	MI	MSS	MI	MSS	
Caparoi ^{db}	VS	RMR	MR	MRMS	S	MRMS/S	MRMS	MR	MT	MS	MI	MRMS (P)	
DBA Bindaroi ^{db}	SVS	RMR	MR	MRMS	S	MS	MS	MR	MTMI	MRMS	MI	MS	
DBA Lillaroi ^{db}	SVS	RMR	RMR	MRMS	S	S	MRMS	RMR	MT	MRMS	MI	S	
DBA Mataroi ^{db}	SVS	MR	MRMS	MRMS	S	MSS	MRMS	RMR	MI	MS	MTMI	MRMS	
DBA Vittaroi ^{db}	SVS	RMR	MR	MRMS	MSS	MSS	MRMS	MR	MI	MS	I	S	
DBA-Aurora ^{db}	SVS	RMR	RMR	MR	MSS	MRMS/S	MRMS	RMR	MT	MRMS	MI	MSS	
Jandaroi ^{db}	VS	RMR	MRMS (R)	MRMS	S (P)	MSS	MRMS	MRMS	MTMI	MS	MII	MS	
Patron ^{db}	SVS	RMR	RMR	MRMS	S	MRMS	MRMS	MR	MT	MRMS	T	S	
Westcourt ^{db}	VS	RMR	RMR	MR	MSS	S	MRMS	MR	MTMI	MS	MI	MSS	

* ratings will be updated when available. Learn more via the [NVT Disease Ratings](#).
 R = resistant, MR = moderately resistant, MS = moderately susceptible, S = susceptible, VS = very susceptible,
 T = tolerant, MT = moderately tolerant, MI = moderately intolerant, I = intolerant, VI = very intolerant,
 (P) = provisional rating, - hyphen indicates a range, / indicates pathotype differences, # warning, may be more susceptible to alternate pathotypes,
 ^ line contains a few susceptible off types, () show outlier.

WHEAT
 BARLEY
 CANOLA
 CHICKPEA
 FABABEAN

Wheat variety maturity

The wheat-breeding members of Australian Crop Breeders have developed a consistent approach to the description of wheat variety maturity (relative heading date).

Table 24: An industry guide for wheat variety maturity description.

Maturity description	Abbreviation	Quick wheat boundary	Slow wheat boundary
SPRING WHEAT			
Very quick	VQ		Axe ^{db}
Very quick-quick	VQ-Q	> Axe ^{db}	Vixen ^{db}
Quick	Q	> Vixen ^{db}	Corack ^{db} /LRPB Mustang ^{db}
Quick-mid	Q-M	> Corack ^{db} /LRPB Mustang ^{db}	Mace ^{db} /Suntop ^{db}
Mid	M	> Mace ^{db} /Suntop ^{db}	LRPB Reliant ^{db} /Sheriff CL Plus ^{db} /LRPB Trojan ^{db}
Mid-slow	M-S	> LRPB Reliant ^{db} /Sheriff CL Plus ^{db} /LRPB Trojan ^{db}	Yitpi/EGA Gregory ^{db}
Slow	S	> Yitpi/EGA Gregory ^{db}	Sunzell
Slow-very slow	S-VS	> Sunzell	Sunmax ^{db}
Very slow	VS	> Sunmax ^{db}	
WINTER WHEAT			
Quick	Q		Illabo ^{db}
Mid	M	> Illabo ^{db}	RGT Accroc ^{db}
Slow	S	> RGT Accroc ^{db}	

Source: [Australian Crop Breeders Ltd](#)

Wheat optimum time of sowing – an example for Northern New South Wales

To achieve flowering in the ideal window and maximise yield, the optimum time of sowing is based on a combination of variety maturity and environment.

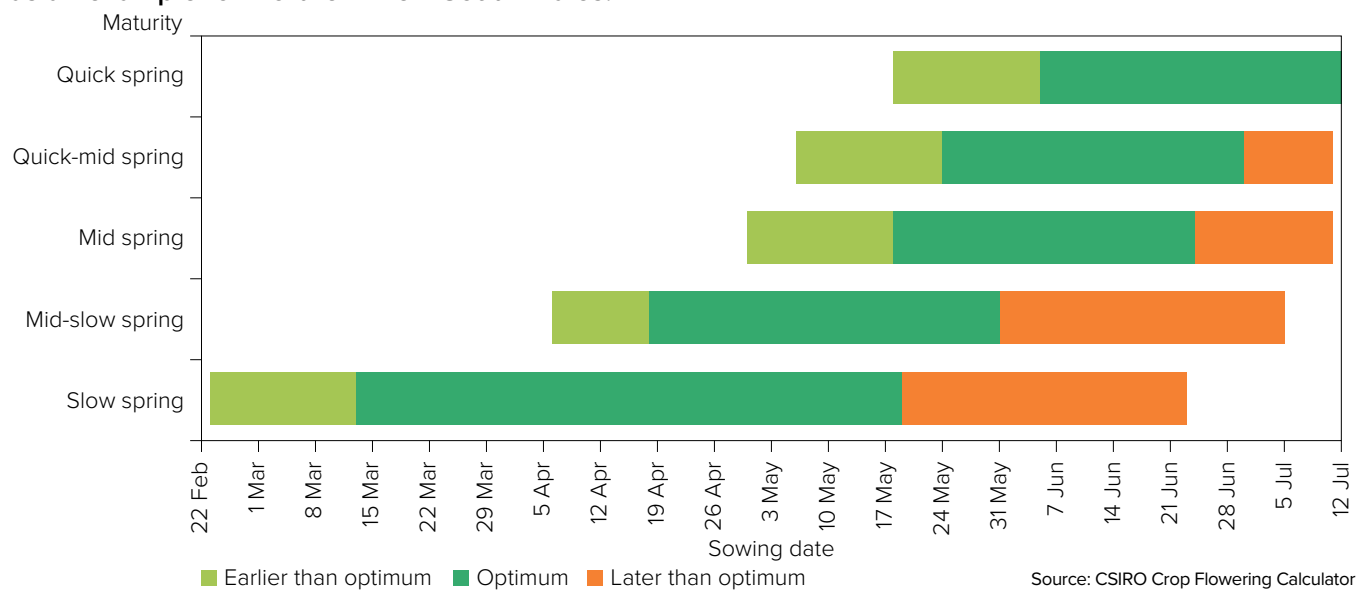
Growers and advisers are encouraged to use the [Crop Flowering Calculator](#) to compare the impact of specific variety selection and sowing date for the ideal flowering window at their own location. The Crop Flowering Calculator is a simple phenology (maturity) model that uses 60 years of local weather data to calculate a range of possible flowering dates for a specific environment for wheat, barley and canola.

The Crop Flowering Calculator helps optimise sowing programs by finding the variety or sowing time that best matches the optimal flowering window for a specific location. Select a location and crop type and then either ‘Find a Variety’ (to match a fixed sowing date), or find ‘When to Sow’ (to match a fixed variety).

This time of sowing guide (Figure 25) is automatically generated from the database that underpins the Crop Flowering Calculator. The guide presents the optimal sowing windows for generic varieties for a single location.

The Crop Flowering Calculator integrates the scientific outputs from several GRDC projects and Initiatives (CSP00187, CSP1901-002RTX, UOM1806-001RTX and CSP2206-012RTX) and brings together the diverse aspects of crop phenology (genetics, physiology and agronomy). This tool has been supported by CSIRO in partnership with GRDC through CSP2206-012RTX.

Figure 25: Optimum time of sowing by variety maturity for Moree as an example for Northern New South Wales.



Disclaimer: This Crop Flowering Calculator is a work in progress and is still undergoing development. The results provided have not yet been fully validated and should be interpreted with caution and used at your own discretion.

BARLEY

New barley varieties

The following information is for barley varieties released in the 12 months to the date when the MET analysis was published on NVT online. Please go to nvt.grdc.com.au to find trial results for any new varieties released since the publication of this harvest report.

Variety	Breeding company	Grain classification	End point royalty* (\$)	Comments supplied by breeding company ¹
Bigfoot CL [Ⓓ]	Australian Grain Technologies Pty Ltd	FEED	4.35	Bigfoot CL [Ⓓ] is very similar to popular northern variety Yeti [Ⓓ] but tolerant to Clearfield® Intervix® herbicide. It has good grain size and test weight, having a short stature and lower risk of lodging. It is feed quality only. Bigfoot CL [Ⓓ] has a quick-mid spring maturity.
Granite [Ⓓ] CL	InterGrain Pty Ltd	FEED	3.90	Granite [Ⓓ] CL is a new Clearfield® feed barley for low to medium rainfall barley producing areas across Australia. Granite [Ⓓ] CL provides a significant yield improvement over Rosalind [Ⓓ] with the added benefit of herbicide tolerance. Granite [Ⓓ] CL has a quick-mid spring maturity.
PegasusAX [Ⓓ]	Australian Grain Technologies Pty Ltd	FEED	4.15	PegasusAX [Ⓓ] carries CoAXium herbicide tolerance (Aggressor® AX herbicide) and is a derivative of Rosalind [Ⓓ] , with a similar plant type. It has similar grain size as some other high-yielding feed varieties and is feed quality only. PegasusAX [Ⓓ] has a quick-mid spring maturity.
RGT Atlantis [Ⓓ]	RAGT	Under malt evaluation	4.25	RGT Atlantis [Ⓓ] is a new waterlogging-tolerant barley with high yield potential in the medium to high-rainfall zones. It is bred from RGT Planet [Ⓓ] and has a similar maturity. It is the same plant structure and height as RGT Planet [Ⓓ] . RGT Atlantis [Ⓓ] has a quick-mid spring maturity.
Spinnaker [Ⓓ]	Secobra Recherches	Under malt evaluation	4.00	Spinnaker [Ⓓ] has (Fathom [Ⓓ] x RGT Planet [Ⓓ]) x European malt breeding line heritage. It is two to three days earlier maturing than RGT Planet [Ⓓ] with a May planting and has slightly shorter plant height than RGT Planet [Ⓓ] .

*EPR amount is ex-GST, [Ⓓ]denotes Plant Breeder's Rights apply. ¹All data in the table was provided by breeders. Readers should raise any issues with the displayed data directly with the breeder. Grain classification downloaded from Grains Australia on 14/3/2025.

WHEAT

BARLEY

CANOLA

CHICKPEA

FABA BEAN

Refer to the latest *Crop Sowing Guide* for further information at nvt.grdc.com.au/resources/crop-sowing-guides

Barley variety yield performance – Northern New South Wales

Yield results are presented from the top-performing varieties within each NVT location in the region for the past five seasons. Results are presented (as a percentage) for each variety relative to the mean trial yield for the location within each year. Varieties are listed in descending order of average yield over the period. The Long Term Yield Reporter provides additional information on varieties not listed and can be viewed as a table or chart with error bars. Rainfall is provided for January to March (J–M) and April to October (A–O) and, where relevant, irrigation from April to October.

Table 1: Coonamble main season barley.

Year	2020	2021	2022	2023	2024
Mean yield (t/ha)			6.98		5.51
Minotaur ^{db}	Trial failed	Trial failed	111	Trial failed	114
Neo ^{db} CL*					111
Cyclops ^{db}			108		110
Combat ^{db}			108		110
Spinnaker ^{db}			111		105
Bigfoot CL ^{db*}					109
Yeti ^{db}			98		110
Laperouse ^{db}			98		108
RGT Planet ^{db}			107		96
Fathom ^{db}			98		106
Rosalind ^{db}			101		102
PegasusAX ^{db*}					101
Zena ^{db} CL*			105		95
Spartacus CL ^{db*}			97		104
Maximus ^{db} CL*			95		106
Sowing date	12 May	14 May	27 May	29 May	26 May
Rainfall J–M (mm)	248	224	147	41	77
Rainfall A–O (mm)	230	267	583	107	302

Special thanks to 2024 trial cooperator.
* herbicide-tolerant variety. Learn more via the [NVT Long Term Yield Reporter](#)

Table 2: North Star main season barley.

Year	2020	2021	2022	2023	2024
Mean yield (t/ha)	3.69	3.81		4.63	
Yeti ^{db}	110	113	Trial failed	100	Trial failed
Neo ^{db} CL*				107	
Combat ^{db}		100		105	
Bigfoot CL ^{db*}				101	
RGT Atlantis ^{db}				104	
Laperouse ^{db}	101	114		97	
Spinnaker ^{db}		109		109	
Titan AX ^{db*}				100	
Minotaur ^{db}		114		96	
Maximus ^{db} CL*	97	113		98	
Leabrook ^{db}	108	97		101	
RGT Planet ^{db}	95	96		112	
Rosalind ^{db}	99	99		103	
Zena ^{db} CL*		96		109	
Beast ^{db}	111	92		96	
Sowing date	11 May	4 May	10 May	20 May	29 May
Rainfall J–M (mm)	238	419	215	175	221
Rainfall A–O (mm)	237	274	475	72	445

Special thanks to 2024 trial cooperator.
* herbicide-tolerant variety. Learn more via the [NVT Long Term Yield Reporter](#)

Table 3: Somerton/Spring Ridge main season barley.

Year	2020	2021	2022	2023	2024
Mean yield (t/ha)	3.55	2.29	3.07	4.96	5.80
Bigfoot CL ^{db*}				102	109
Yeti ^{db}	123	107	127	102	112
Maximus ^{db} CL*	124	124	132	98	105
Spinnaker ^{db}		117	118	106	105
Neo ^{db} CL*				108	111
Laperouse ^{db}	115	116	114	100	107
RGT Planet ^{db}	115	97	111	107	99
Rosalind ^{db}	111	104	117	99	101
Combat ^{db}		88	105	104	110
Zena ^{db} CL*		103	112	104	97
PegasusAX ^{db*}					100
Leabrook ^{db}	101	90	106	101	102
Minotaur ^{db}		109	75	103	110
Cyclops ^{db}	94	115	88	95	102
Spartacus CL ^{db*}	90	115	96	90	97
Sowing date	20 May	14 May	15 Jun	18 May	26 Jun
Rainfall J–M (mm)	299	274	273	251	183
Rainfall A–O (mm)	367	327	516	160	420

Special thanks to 2024 trial cooperator.
* herbicide-tolerant variety. Learn more via the [NVT Long Term Yield Reporter](#)

Table 4: Walgett main season barley.

Year	2020	2021	2022	2023	2024
Mean yield (t/ha)	4.02	6.44	5.50		5.49
Neo ^{db} CL*				No trial	109
Spinnaker ^{db}			107		106
Combat ^{db}		106	111		109
Yeti ^{db}	115	103	109		105
Bigfoot CL ^{db*}					105
Minotaur ^{db}	107	106	103		109
RGT Planet ^{db}	98	110	104		101
Laperouse ^{db}	109	102	103		103
Maximus ^{db} CL*	107	103	103		102
Rosalind ^{db}	99	104	103		103
Cyclops ^{db}	94	104	100		107
Zena ^{db} CL*		108	101		100
Leabrook ^{db}	103	99	103		100
PegasusAX ^{db*}					101
Beast ^{db}	98	93	101		101
Sowing date	13 May	13 May	15 Jun		22 May
Rainfall J–M (mm)	248	272	231		98
Rainfall A–O (mm)	223	215	449		242

Special thanks to 2024 trial cooperator.
* herbicide-tolerant variety. Learn more via the [NVT Long Term Yield Reporter](#)

WHEAT
BARLEY
CANOLA
CHICKPEA
FABA BEAN

Barley variety quality – Northern New South Wales

Grain quality for individual varieties varies from site to site and from year to year. However, long-term and across-site trends highlight varieties that can consistently achieve high protein percentage, high test weight or low grain screenings under a wider range of environments.

The following figures show the grain quality trends as histograms from 2023 and 2024 NVT averaged for trials in the Northern New South Wales region. Only the varieties evaluated at every site are included. These are plotted in order of performance, up to a maximum of 20.

Protein and yield comparisons

Figure 1: Protein (%) and yield (t/ha) comparisons for main season barley varieties from two NVT sites in Northern NSW in 2023.

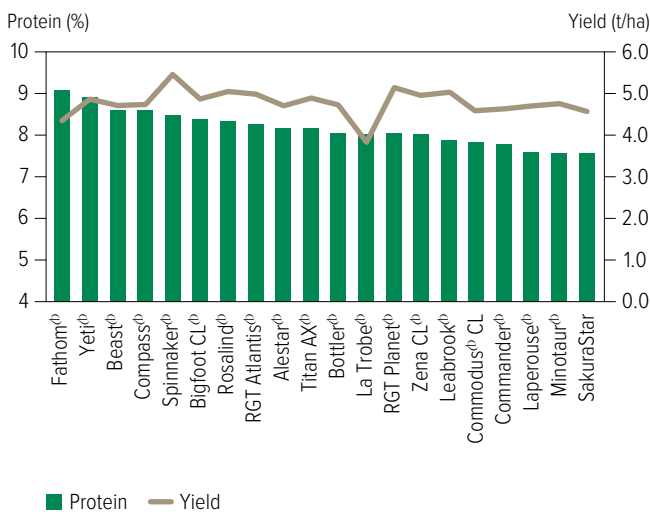
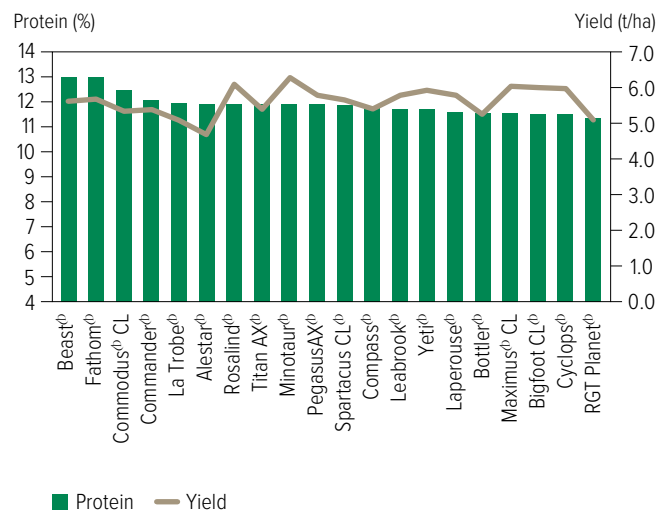


Figure 2: Protein (%) and yield (t/ha) comparisons for main season barley varieties from three NVT sites in Northern NSW in 2024.



Test weight comparisons

Figure 3: Test weight (kg/hL) comparisons for main season barley varieties from two NVT sites in Northern NSW in 2023.

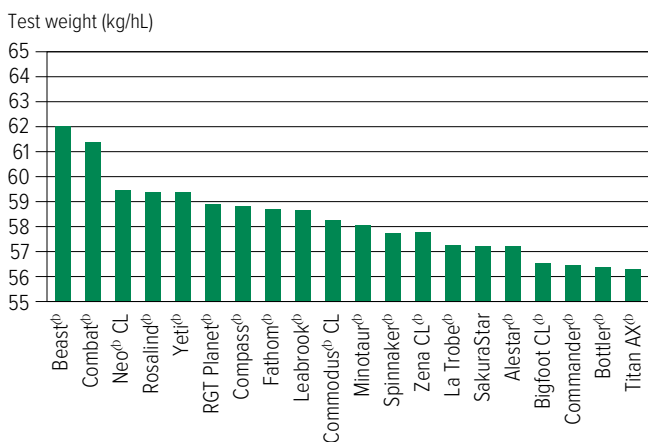
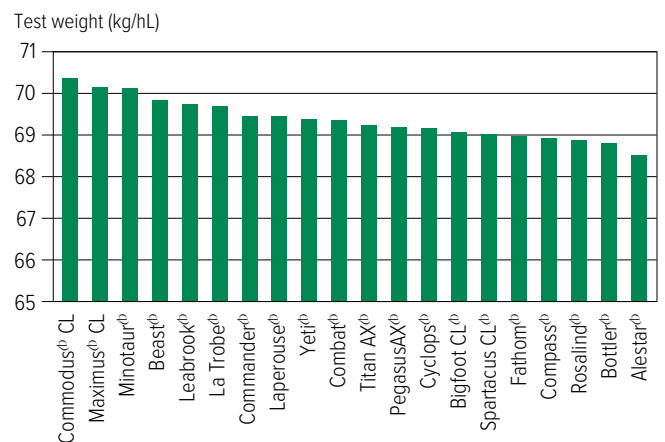


Figure 4: Test weight (kg/hL) comparisons for main season barley varieties from three NVT sites in Northern NSW in 2024.



WHEAT

BARLEY

CANOLA

CHICKPEA

FABA BEAN

Screenings comparisons

Figure 5: Screenings (<2.2mm) comparisons for main season barley varieties from two NVT sites in Northern NSW in 2023.

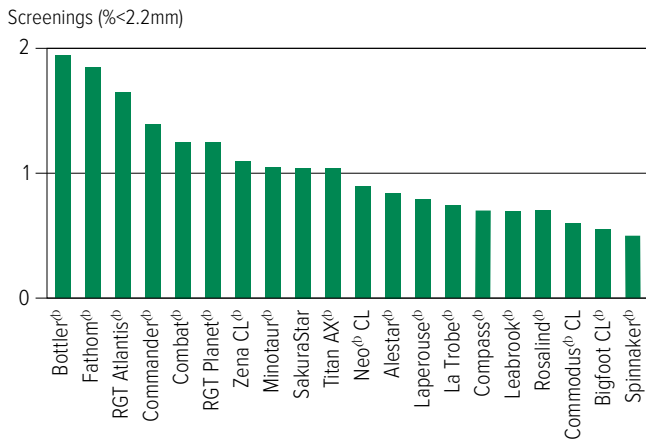
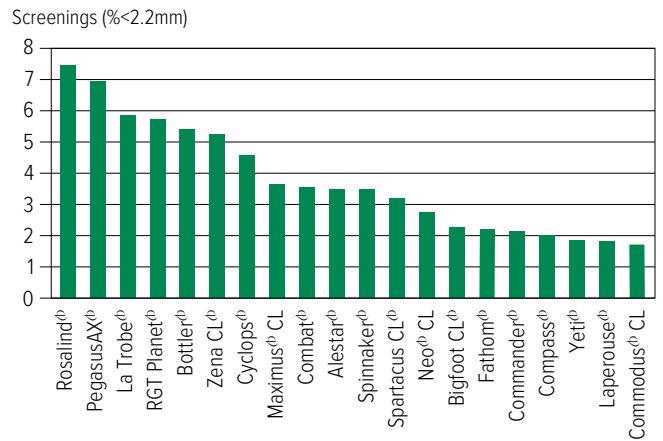


Figure 6: Screenings (<2.2mm) comparisons for main season barley varieties from three NVT sites in Northern NSW in 2024.



Retention comparisons

Figure 7: Retention (>2.5mm) comparisons for main season barley varieties from two NVT sites in Northern NSW in 2023.

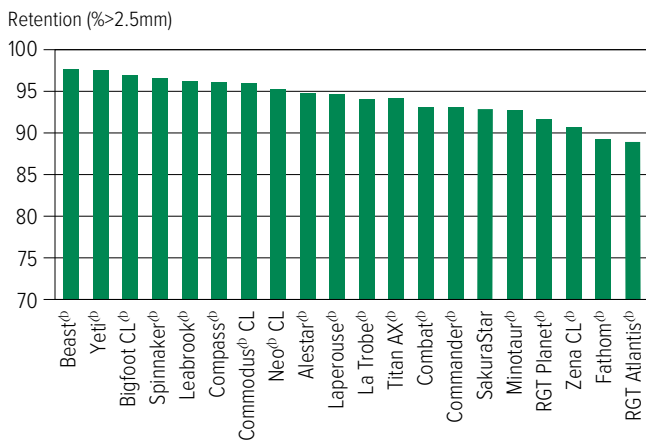
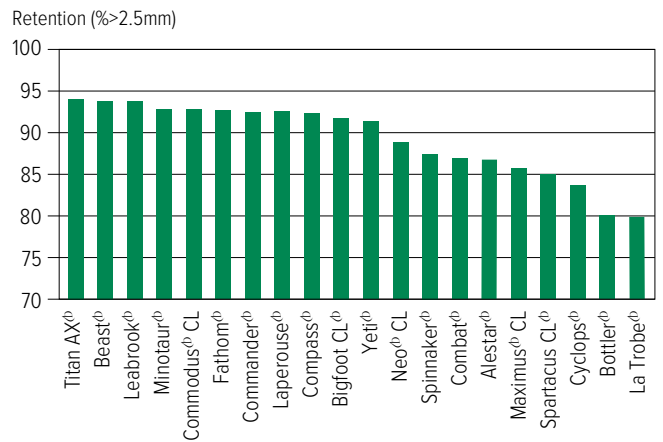


Figure 8: Retention (>2.5mm) comparisons for main season barley varieties from three NVT sites in Northern NSW in 2024.



WHEAT

BARLEY

CANOLA

CHICKPEA

FABA BEAN

Barley variety disease ratings – New South Wales

The following tables contain varietal ratings for the predominant diseases of barley in New South Wales. These ratings are updated annually by crop pathologists and were released in March 2025.

Selected varieties of most relevance to New South Wales growers are listed in alphabetical order and disease ratings are colour-coded to match resistance and tolerance ratings.

Table 5: Barley disease guide for New South Wales.

Variety	Leaf scald	Net form net blotch	Spot form net blotch	Powdery mildew	Leaf rust	Barley grass stripe rust (BGYR)	Crown rot	CCN	RLN resistance (<i>Pratylenchus thornei</i>)	RLN tolerance (<i>Pratylenchus thornei</i>)	RLN resistance (<i>Pratylenchus neglectus</i>)	RLN tolerance (<i>Pratylenchus neglectus</i>)	Ramularia
Alestar ^{db}	SVS	S	S	MRMS	MRMS	R	S	R [^] (P)	MR	MTMI	MR	I	SVS
Beast ^{db}	SVS	MSS	MS	S	S	R	S	MR	MRMS	TMT	MRMS	MI	SVS
Bigfoot CL ^{db}	SVS (P)	MRMS (P)	MRMS	S	SVS	RMR	MSS (P)	R	RMR (P)	TMT	MR		SVS
Bottler ^{db}	SVS	MRMS	MSS	RMR	MRMS	R	SVS		RMR	MI	MS	MT	SVS
Buff ^{db}	S	MS	S	S	SVS	R	S		MS	MI	MRMS	MT	SVS
Combat ^{db}	S	MSS	MR	MSS	MS	R	MSS	MR	MS	TMT	MRMS		SVS
Commander ^{db}	SVS	S	MSS	MSS	SVS	R	S	R	MRMS	MT	MRMS	MTMI	SVS
Commodus ^{db} CL	S	MS	MSS	MSS	SVS	R	S	R	MRMS	MTMI	MRMS	TMT	SVS
Compass ^{db}	SVS	MSS	MS	S	SVS	RMR	MSS	R	MR	TMT	MRMS	TMT	SVS
Cyclops ^{db}	S	MS	MSS	SVS	S	R	MSS	S	MRMS	MI	MRMS	MI	SVS
Fandaga ^{db}	S	MS	S	R	MRMS	MS	MS	R	MR	TMT	MR		SVS
Fathom ^{db}	S	S	MR	MRMS	MS	MR	SVS	R	MR	MT	MRMS	T	SVS
Flinders ^{db}	S	MS	S	MR	MSS	R	MSS	S	MR	MTMI	MRMS		SVS
Granite ^{db} CL	SVS (P)	MRMS (P)	MS (P)	SVS (P)	MSS (P)	R	SVS (P)						SVS (P)
Kiwi	SVS	MS	MSS	MS	MS	R	MSS	S	RMR	MTMI	MRMS	MI	SVS
La Trobe ^{db}	SVS	MRMS	S	S	MS	R	S	R	MRMS	MT	MRMS	MT	SVS
Laperouse ^{db}	SVS	MS	MRMS	MSS	SVS	MR	S	S	MR	MTMI	MRMS	MI	SVS
Leabrook ^{db}	S	MS	MS	S	SVS	RMR	S	RMR	RMR	TMT	MRMS	MT	SVS
Litmus ^{db}	VS	S	S	MSS	SVS	RMR	S	MS	MRMS	IVI	MS	MTMI	SVS
Maximus ^{db} CL	S	MRMS	MS	S	MS	RMR	S	R	MRMS	MI	MRMS	MT	SVS
Minotaur ^{db}	VS	MRMS	S	S	SVS	R	MSS	R	MRMS	TMT	MRMS	MI	SVS
Neo ^{db} CL	S	MSS	MR	RMR	SVS	MRMS	VS (P)	R	MRMS	MII	MR		SVS
Newton	MS	MR (P)	MS	RMR	RMR	R	MSS (P)	MSS	MRMS	T	MRMS		S
PegasusAX ^{db}	MSS (P)	MRMS (P)	MSS	S	MR	R	MSS (P)	R	MRMS	IVI	MR		SVS
RGT Atlantis ^{db}	S	SVS (P)	S	R	MR	MR	SVS (P)	R	RMR	MII	MR		SVS
RGT Planet ^{db}	MSS	SVS	SVS	RMR	MR	MR	MSS	R	MR	MI	MRMS	MT	SVS
Rosalind ^{db}	MSS	MR	MSS	S	MR	RMR	S	R	MRMS	TMT	MRMS	MT	SVS
Scope CL ^{db}	SVS	MRMS	MSS	MRMS	SVS	RMR	S	S	MRMS	MI	MRMS	MI	SVS
Spartacus CL ^{db}	SVS	MSS	S	S	MSS	RMR	S	R	MRMS	MI	MRMS	MII	SVS
Spinnaker ^{db}	S	S (P)	SVS	RMR	MS	MS	MSS	S	MS	MT	MR		SVS
Titan AX ^{db}	SVS	MS	MSS	MSS	SVS	MR	MSS	MR (P)	MR	TMT	MR		SVS
Urambie	MSS	MRMS	S	MS	MRMS,MSS	R	MSS		MR	I	MRMS	IVI	SVS
Westminster ^{db}	MSS	MRMS	S	RMR	MR	R	MSS		MS	I	MRMS	IVI	SVS
Yeti ^{db}	VS	MS	MRMS	S	SVS	MR	S	RMR	MR	MT	MR	TMT	SVS
Zena ^{db} CL	MSS	S	S	RMR	MRMS	MR	S	R	MR	TMT	MRMS		SVS

Learn more via the [NVT Disease Ratings](#).

R = resistant, MR = moderately resistant, MS = moderately susceptible, S = susceptible, VS = very susceptible,

T = tolerant, MT = moderately tolerant, MI = moderately intolerant, I = intolerant, VI = very intolerant,

(P) = provisional rating, - hyphen indicates a range, / indicates pathotype differences, # warning, may be more susceptible to alternate pathotypes,

^ line contains a few susceptible off types, () show outlier, comma indicates a mixed phenotype.

WHEAT

BARLEY

CANOLA

CHICKPEA

FABA BEAN

CANOLA

New canola varieties

The following information is for canola varieties released in the 12 months to the date when the MET analysis was published on NVT online. Please go to nvt.grdc.com.au to find trial results for any new varieties released since the publication of this harvest report.

Variety	Breeding company	End point royalty* (\$)	Comments supplied by breeding company ¹
Monola® H524TT	Nuseed Pty Ltd	N/A	Monola® H524TT is an early-mid maturing Monola® TT hybrid with excellent early vigour. It is Nuseed's second Monola® TT hybrid with improved yield and oil profile. It has demonstrated competitive yield and oil content to commercial canola TT hybrids during trials and exhibits strong early vigour and good early biomass. Suited to medium to slow canola growing regions, Monola® H524TT demonstrates good harvestability. Limited commercial release in 2024.
Nuseed® Griffon TTI	Nuseed Pty Ltd	N/A	Nuseed® Griffon TTI is Nuseed's first dual-herbicide hybrid canola, with triazine and IMI tolerance for flexible, effective crop protection. It is an early-mid maturing variety ideal for target yield environments of 0.5 to 3t/ha, which ensures fast pod development to safeguard yield. Commercial release in 2025. Rapid pod development for higher yields and a shorter growing season.
Pioneer® PY327C	Pioneer	N/A	Pioneer® PY327C (coded AA0424I) is an early maturing Clearfield® hybrid suited to medium to high rainfall zones. It has mid-fast phenology and a medium-tall plant height. First tested in NVT 2023. Marketed by Pioneer Seeds.
Pioneer® PY429T	Pioneer	N/A	Pioneer® PY429T (coded AA902T) is a widely adapted early-mid maturing triazine-tolerant hybrid. Best suited to medium to medium-high rainfall zones. Medium plant height. First tested in NVT 2023. Marketed by Pioneer Seeds.
Pioneer® PY432T	Pioneer	N/A	Variety description not supplied.

*EPR amount is ex-GST, ^ddenotes Plant Breeder's Rights apply. ¹All data in the table was provided by breeders. Readers should raise any issues with the displayed data directly with the breeder.

WHEAT

BARLEY

CANOLA

CHICKPEA

FABA BEAN

Refer to the latest *Crop Sowing Guide* for further information at nvt.grdc.com.au/resources/crop-sowing-guides

Canola variety yield performance – Northern New South Wales

Yield results are presented from the top-performing varieties within each NVT location in the region for the past five seasons. Results are presented (as a percentage) for each variety relative to the mean trial yield for the location within each year. Varieties are listed in descending order of average yield over the period.

The Long Term Yield Reporter provides additional information on varieties not listed and can be viewed as a table or chart with error bars. Rainfall is provided for January to March (J–M) and April to October (A–O) and, where relevant, irrigation from April to October.

Table 1: Mullaley med-high rainfall IMI.

Year	2020	2021	2022	2023	2024
Mean yield (t/ha)	2.89		2.80	0.97	
Pioneer® PY421C		Trial failed	116	114	Trial failed
Pioneer® 45Y95 CL			112	103	
Pioneer® 44Y94 CL	103		112	104	
Hyola® Solstice CL			103	118	
Pioneer® PY327C				108	
Pioneer® 45Y93 CL	101		109	94	
Pioneer® 43Y92 CL			102	100	
Hyola® Continuum CL			104	89	
Pioneer® PY520TC				88	
VICTORY® V75-03CL	94			85	
Sowing date	27 Apr	20 May	25 May	25 Apr	25 Apr
Rainfall J–M (mm)	329	219	271	212	160
Rainfall A–O (mm)	349	320	560	130	377

Special thanks to 2024 trial cooperator.
Learn more via the [NVT Long Term Yield Reporter](#)

Table 2: Bellata low-med rainfall IMI.

Year	2020	2021	2022	2023	2024
Mean yield (t/ha)	1.15		1.61	1.20	2.27
Pioneer® PY421C		Compromised trial	120	123	117
Pioneer® 44Y94 CL			107	110	117
Pioneer® 45Y95 CL			98	103	116
Hyola® Continuum CL			106	114	
Pioneer® PY327C				104	101
Hyola® Equinox CL			114		
Pioneer® 43Y92 CL	99		99	104	105
Hyola® Solstice CL				122	59
Nuseed® Ceres IMI					85
Pioneer® PY520TC				84	
Sowing date	23 Apr	21 May	4 May	27 Apr	23 Apr
Rainfall J–M (mm)	337	377	274	163	134
Rainfall A–O (mm)	262	372	589	140	360

Special thanks to 2024 trial cooperator.
Learn more via the [NVT Long Term Yield Reporter](#)

Table 3: Walgett low-med rainfall IMI.

Year	2020	2021	2022	2023	2024
Mean yield (t/ha)					2.36
Pioneer® 45Y95 CL					122
Pioneer® 44Y94 CL					119
Pioneer® PY421C					116
Pioneer® 43Y92 CL	No trial	No trial	No trial	No trial	109
Pioneer® PY327C					97
Nuseed® Ceres IMI					86
Hyola® Solstice CL					48
Sowing date					30 Apr
Rainfall J–M (mm)					85
Rainfall A–O (mm)					266

Special thanks to 2024 trial cooperator.
Learn more via the [NVT Long Term Yield Reporter](#)

Table 4: Mullaley med-high rainfall TT.

Year	2020	2021	2022	2023	2024
Mean yield (t/ha)	2.76		2.29	0.96	
HyTTec® Trifecta		Trial failed	112	109	Trial failed
HyTTec® Trophy	103		109	107	
Hyola® Blazer TT	102		112	100	
Pioneer® PY429T				98	
InVigor® T 4511			105	109	
RGT Capacity TT			105	106	
RGT Baseline® TT			108	98	
Pioneer® PY520TC			109	97	
SF Dynatron TT®			108	98	
InVigor® T 4510	100		103	103	
Sowing date	27 Apr	20 May	25 May	25 Apr	25 Apr
Rainfall J–M (mm)	329	219	271	212	160
Rainfall A–O (mm)	349	320	560	130	377

Special thanks to 2024 trial cooperator.
Yield performance of 'stacked' varieties with tolerances to multiple herbicide systems should not be compared to varieties in trials where the variety has not specifically been tested, even for the same location. The following varieties were included in this trial, but have not been tested in other herbicide trials at this location: Hyola® Defender CT, Nuseed® Griffon TTI, Pioneer® PY520TC.
Learn more via the [NVT Long Term Yield Reporter](#)

WHEAT

BARLEY

CANOLA

CHICKPEA

FABA BEAN

Table 5: Bellata low-med rainfall TT.

Year	2020	2021	2022	2023	2024
Mean yield (t/ha)	1.07		1.58	1.09	2.21
Hyola® Blazer TT	128	Compromised trial	111	120	116
Hyola® Defender CT			109	112	115
HyITec® Trophy	116		106	114	108
DG Bidgee TT [Ⓛ]					101
SF Dynatron TT®			106	103	106
RGT Capacity TT			108	112	92
Pioneer® PY520TC				98	108
Renegade TT [Ⓛ]			106	88	100
HyITec® Trident	115		103	99	97
InVigor® T 4511			99	107	102
Sowing date	23 Apr	21 May	4 May	27 Apr	23 Apr
Rainfall J–M (mm)	337	377	274	163	134
Rainfall A–O (mm)	262	372	589	140	360

Special thanks to 2024 trial cooperator.

Yield performance of 'stacked' varieties with tolerances to multiple herbicide systems should not be compared to varieties in trials where the variety has not specifically been tested, even for the same location. The following varieties were included in this trial, but have not been tested in other herbicide trials at this location: Hyola® Defender CT, Nuseed® Griffon TTI, Pioneer® PY520TC.

Learn more via the [NVT Long Term Yield Reporter](#)

WHEAT

BARLEY

CANOLA

CHICKPEA

FABA BEAN

Australian canola variety disease ratings

The following table contains varietal ratings for blackleg disease of canola.

These ratings are updated twice a year by crop pathologists and were released in autumn 2025.

Table 6: Canola disease guide – autumn 2025 ratings and resistance groups.						
Variety	2025 autumn blackleg rating			2025 upper canopy infection blackleg rating	Type	Major gene resistance group of cultivar
	Bare	Fluopyram (e.g. ILeVo®)	Pydiflumetofen (e.g. Saltro®)			
CONVENTIONAL VARIETIES						
Outlaw [®]	RMR	R	R	MR-UCI	Open pollinated	A
Nuseed [®] Diamond	RMR	R	R	MR-UCI	Hybrid	ABF
Nuseed [®] Quartz	MR			MR-UCI	Hybrid	ABD
TRIAZINE-TOLERANT VARIETIES						
Pioneer [®] PY429T	R		R	R-UCI	Hybrid, Triazine	ABH
HyTtec [®] Trifecta	R			MR-UCI	Hybrid, Triazine	ABD
DG Bidgee TT [®]	R	R	R	R-UCI	Open pollinated, Triazine	H
HyTtec [®] Trident	R			MR-UCI	Hybrid, Triazine	AD
HyTtec [®] Trophy	R	R	R	MR-UCI	Hybrid, Triazine	AD
DG Torrens TT [®]	RMR			R-UCI	Open pollinated, Triazine	H
Monola [®] H524TT	RMR			MR-UCI	High stability oil, hybrid, Triazine	AD
Hyola [®] Blazer TT	RMR		R	MR-UCI	Hybrid, Triazine	ADF
Monola [®] H421TT	RMR			MR-UCI	High stability oil, hybrid, Triazine	BC
InVigor [®] T 4511	RMR	R		MR-UCI	Hybrid, Triazine	Unknown
ATR-Bluefin [®]	RMR			MR-UCI	Open pollinated, Triazine	AB
Renegade TT [®]	MR	R	R	MR-UCI	Open pollinated, Triazine	A
SF Spark [™] TT	MR	R	R	MR-UCI	Hybrid, Triazine	ABDS
HyTtec [®] Velocity	MR			MR-UCI	Hybrid, Triazine	AB
Monola [®] 422TT	MR			MR-UCI	High stability oil, open pollinated, Triazine	BC
DG Avon TT [®]	MR		R	MR-UCI	Open pollinated, Triazine	AC
SF Dynatron [™] TT	MRMS	R	R	MRMS-UCI	Hybrid, Triazine	BC
ATR-Swordfish [®]	MRMS			MRMS-UCI	Open pollinated, Triazine	AB
RGT Baseline [™] TT	MRMS	RMR	R	MRMS-UCI	Hybrid, Triazine	B
Bandit TT [®]	MRMS	RMR	R	MRMS-UCI	Open pollinated, Triazine	A
RGT Capacity [™] TT	MRMS	RMR	R	MRMS-UCI	Hybrid, Triazine	B
ATR-Bonito [®]	MS	MR	RMR	MS-UCI	Open pollinated, Triazine	A
IMIDAZOLINONE-TOLERANT VARIETIES						
Captain CL	R			R-UCI	Winter, hybrid, Clearfield [®]	AH
Hyola [®] Solstice CL	R		R	R-UCI	Hybrid, Clearfield [®]	ADFH
Hyola [®] Feast CL	R		R	R-UCI	Winter, hybrid, Clearfield [®]	H
Phoenix CL	R			MR-UCI	Winter, hybrid, Clearfield [®]	B
Hyola [®] 970CL	R		R	R-UCI	Winter, hybrid, Clearfield [®]	H
RGT Nizza [™] CL	R			MR-UCI	Winter, hybrid, Clearfield [®]	B
Pioneer [®] PN526C	R		R	MR-UCI	High stability oil, hybrid, Clearfield [®]	ABD
Pioneer [®] PY327C	R		R	MR-UCI	Hybrid, Clearfield [®]	AB
RGT Clavier [™] CL	R			R-UCI	Winter, hybrid, Clearfield [®]	ACH
Pioneer [®] 45Y95 CL	RMR			MR-UCI	Hybrid, Clearfield [®]	C
Pioneer [®] PY421C	RMR		R	MR-UCI	Hybrid, Clearfield [®]	A
Nuseed [®] Ceres IMI	RMR			MR-UCI	Hybrid, Imidazolinone	AD
Pioneer [®] 43Y92 CL	RMR	R	R	MR-UCI	Hybrid, Clearfield [®]	B
VICTORY [®] V75-03CL	RMR	R		MR-UCI	High stability oil, hybrid, Clearfield [®]	AB
Pioneer [®] 44Y94 CL	RMR			MR-UCI	Hybrid, Clearfield [®]	BC

Continued on next page

WHEAT

BARLEY

CANOLA

CHICKPEA

FABA BEAN

Table 6: Canola disease guide – autumn 2025 ratings and resistance groups (continued).

Variety	2025 autumn blackleg rating			2025 upper canopy infection blackleg rating	Type	Major gene resistance group of cultivar
	Bare	Fluopyram (e.g. ILeVo®)	Pydiflumetofen (e.g. Saltro®)			
IMIDAZOLINONE AND TRIAZINE-TOLERANT VARIETIES						
Hyola® Defender CT	R		R	MR-UCI	Hybrid, Clearfield®, Triazine	ADF
Pioneer® PY520 TC	RMR		R	MR-UCI	Hybrid, Clearfield®, Triazine	BC
Nuseed® Griffon TTI	RMR			MR-UCI	Hybrid, Imidazolinone, Triazine	AC
GLYPHOSATE-TOLERANT VARIETIES						
DG Hotham TF	R			R-UCI	Hybrid, TruFlex®	ABH
Nuseed® Raptor TF	R			MR-UCI	Hybrid, TruFlex®	AD
Nuseed® Eagle TF	R			MR-UCI	Hybrid, TruFlex®	ABD
VICTORY® V55-04TF	R	R		MR-UCI	High stability oil, hybrid, TruFlex®	AB
DG Lofty TF	R			R-UCI	Hybrid, TruFlex®	ABH
Nuseed® Hunter TF	RMR			MR-UCI	Hybrid, TruFlex®	AB
Pioneer® PY422G	RMR		R	MR-UCI	Hybrid, Optimum GLY®	AB
Pioneer® 44Y27 RR	RMR	R	R	MR-UCI	Hybrid, Roundup Ready®	B
DG Buller G	RMR			R-UCI	Hybrid, Optimum GLY®	H
Nuseed® Emu TF	MR			MR-UCI	Hybrid, TruFlex®	AB
Pioneer® PY525G	MR		R	MR-UCI	Hybrid, Optimum GLY®	AB
Pioneer® PY323G	MR		R	MR-UCI	Hybrid, Optimum GLY®	BC
Pioneer® PY428R	MR		R	MR-UCI	Hybrid, Roundup Ready®	B
InVigor® R 4520P	MRMS	R		MRMS-UCI	Hybrid, TruFlex®	B
GLYPHOSATE AND IMIDAZOLINONE-TOLERANT VARIETIES						
Hyola® Regiment XC	R	R	R	R-UCI	Hybrid, TruFlex®, Clearfield®	ADFH
Pioneer® PY424GC	MR		R	MR-UCI	Hybrid, TruFlex®, Clearfield®	BC
GLUFOSINATE AND TRIAZINE-TOLERANT VARIETIES						
InVigor® LT 4530P	RMR	R		MR-UCI	Hybrid, LibertyLink®, Triazine	BF
GLUFOSINATE AND GLYPHOSATE-TOLERANT VARIETIES						
InVigor® LR 4540P	RMR	R		MR-UCI	Hybrid, LibertyLink®, TruFlex®	B
InVigor® LR 5040P	RMR	R		MR-UCI	Hybrid, LibertyLink®, TruFlex®	AB
InVigor® LR 3540P	MR	R		MR-UCI	Hybrid, LibertyLink®, TruFlex®	AB

R = resistant, MR = moderately resistant, MS = moderately susceptible, S = susceptible, UCI = upper canopy infection. Please check updated ratings using the [Blackleg Management Guide](#) or the [NVT Disease Ratings](#).

WHEAT

BARLEY

CANOLA

CHICKPEA

FABA BEAN

CHICKPEA

Chickpea variety yield performance – Northern New South Wales

Yield results are presented from the top-performing varieties within each NVT location in the region for the past five seasons. Results are presented (as a percentage) for each variety relative to the mean trial yield for the location within each year. Varieties are listed in descending order of average yield over the period. The Long Term Yield Reporter provides additional information on varieties not listed and can be viewed as a table or chart with error bars. Rainfall is provided for January to March (J–M) and April to October (A–O) and, where relevant, irrigation from April to October.

Year	2020	2021	2022	2023	2024
Mean yield (t/ha)	2.33	2.79		1.29	
PBA Drummond [Ⓛ]	108	98	Compromised trial	112	Compromised trial
CBA Captain [Ⓛ]	99	103		96	
PBA Seamer [Ⓛ]	96	101		95	
PBA HatTrick [Ⓛ]	93	93		92	
Kyabra [Ⓛ]	97	84		103	
PBA Boundary [Ⓛ]	94	90		94	
Sowing date	15 May	21 May	23 Jun	1 Jun	13 Jun
Rainfall J–M (mm)	337	377	274	163	134
Rainfall A–O (mm)	235	372	589	140	360

Special thanks to 2024 trial cooperator.
Learn more via the [NVT Long Term Yield Reporter](https://nvt.grdc.com.au/resources/long-term-yield-reporter)

Year	2020	2021	2022	2023	2024
Mean yield (t/ha)	2.52	3.18		0.83	
PBA Drummond [Ⓛ]	103	103	Trial failed	122	Trial results below standard
CBA Captain [Ⓛ]	100	100		93	
PBA Seamer [Ⓛ]	98	99		90	
Kyabra [Ⓛ]	95	96		108	
PBA Boundary [Ⓛ]	95	95		91	
PBA HatTrick [Ⓛ]	95	95		87	
Sowing date	14 May	11 May	16 Jun	2 Jun	17 Jun
Rainfall J–M (mm)	377	422	216	127	94
Rainfall A–O (mm)	297	253	390	60	381

Special thanks to 2024 trial cooperator.
Learn more via the [NVT Long Term Yield Reporter](https://nvt.grdc.com.au/resources/long-term-yield-reporter)

WHEAT

BARLEY

CANOLA

CHICKPEA

FABA BEAN

Refer to the latest *Crop Sowing Guide* for further information at nvt.grdc.com.au/resources/crop-sowing-guides

Table 3: Coonamble desi chickpea.

Year	2020	2021	2022	2023	2024
Mean yield (t/ha)	2.27	3.09		1.07	1.90
PBA Drummond ^{db}	111	106	Trial failed	116	101
CBA Captain ^{db}	98	101		98	102
Kyabra ^{db}	100	94			93
PBA Seamer ^{db}	94	95		91	98
PBA Boundary ^{db}	94	95		91	96
PBA HatTrick ^{db}	92	94		88	96
Sowing date	26 May	27 May	10 Jun	30 May	24 Jun
Rainfall J–M (mm)	248	224	147	41	129
Rainfall A–O (mm)	230	267	583	107	288

Special thanks to 2024 trial cooperator.
Learn more via the [NVT Long Term Yield Reporter](#)

Table 4: Spring Ridge desi chickpea.

Year	2020	2021	2022	2023	2024
Mean yield (t/ha)					4.25
PBA Drummond ^{db}					107
CBA Captain ^{db}					101
PBA Seamer ^{db}	No trial	No trial	No trial	No trial	95
PBA Boundary ^{db}					93
Kyabra ^{db}					92
PBA HatTrick ^{db}					92
Sowing date					22 Jul
Rainfall J–M (mm)					183
Rainfall A–O (mm)					420

Special thanks to 2024 trial cooperator.
Learn more via the [NVT Long Term Yield Reporter](#)

Table 5: Tullooona desi chickpea.

Year	2020	2021	2022	2023	2024
Mean yield (t/ha)	2.58	3.25		1.22	
PBA Drummond ^{db}	104	116	Trial failed	116	Trial failed
CBA Captain ^{db}	98	99		96	
Kyabra ^{db}	96	96		98	
PBA Seamer ^{db}	100	90		93	
PBA Boundary ^{db}	93	90		88	
PBA HatTrick ^{db}	94	87		86	
Sowing date	12 May	11 May	20 Jun	15 Jun	12 Jun
Rainfall J–M (mm)	263	419	225	175	133
Rainfall A–O (mm)	193	274	479	72	349

Special thanks to 2024 trial cooperator.
Learn more via the [NVT Long Term Yield Reporter](#)

Table 6: Walgett desi chickpea.

Year	2020	2021	2022	2023	2024
Mean yield (t/ha)		3.98			3.19
PBA Drummond ^{db}		107	Compromised trial		105
CBA Captain ^{db}	Trial results below standard	102			101
PBA Boundary ^{db}		95		Trial failed	96
PBA Seamer ^{db}		94			96
Kyabra ^{db}		93			95
PBA HatTrick ^{db}		93			95
Sowing date	27 May	28 May	14 Jun	14 Jul	18 Jun
Rainfall J–M (mm)	248	272	231	50	98
Rainfall A–O (mm)	223	215	449	90	242

Special thanks to 2024 trial cooperator.
Learn more via the [NVT Long Term Yield Reporter](#)

Table 7: Coonamble kabuli chickpea.

Year	2020	2021	2022	2023	2024
Mean yield (t/ha)	2.95	3.30		0.97	1.63
Genesis® 090	103	103	Trial failed	107	102
Genesis® Kalkee	100	99			
Almaz ^{db}	99	98		97	
PBA Royal ^{db}	100	97		99	98
PBA Magnus ^{db}	93	99		89	102
PBA Monarch ^{db}	90	85		76	89
Sowing date	26 May	27 May	10 Jun	30 May	24 Jun
Rainfall J–M (mm)	248	224	147	41	129
Rainfall A–O (mm)	230	267	583	107	288

Special thanks to 2024 trial cooperator.
Learn more via the [NVT Long Term Yield Reporter](#)

Table 8: Tullooona kabuli chickpea.

Year	2020	2021	2022	2023	2024
Mean yield (t/ha)	2.27	2.78		1.18	
Genesis® 090	105	108	Trial failed	108	Trial failed
PBA Royal ^{db}	103	99		102	
Genesis® Kalkee	99	99		99	
Almaz ^{db}	101	96		98	
PBA Magnus ^{db}	95	89		87	
PBA Monarch ^{db}	95	72		81	
Sowing date	12 May	11 May	20 Jun	15 Jun	12 Jun
Rainfall J–M (mm)	263	419	225	175	133
Rainfall A–O (mm)	193	274	479	72	349

Special thanks to 2024 trial cooperator.
Learn more via the [NVT Long Term Yield Reporter](#)

Table 9: Walgett kabuli chickpea.					
Year	2020	2021	2022	2023	2024
Mean yield (t/ha)		4.14			3.30
Genesis® 090	Trial results below standard	103	Compromised trial	Trial failed	103
PBA Magnus [Ⓛ]		99			99
Genesis® Kalkee		99			
PBA Royal [Ⓛ]		97			98
Almaz [Ⓛ]		97			
PBA Monarch [Ⓛ]		82			88
Sowing date	27 May	28 May	14 Jun	14 Jul	18 Jun
Rainfall J–M (mm)	248	272	231	50	98
Rainfall A–O (mm)	223	215	449	90	242

Special thanks to 2024 trial cooperator.
Learn more via the [NVT Long Term Yield Reporter](#)

Chickpea variety disease ratings – New South Wales

The following table contains varietal ratings for the predominant diseases of chickpea in New South Wales. These ratings are updated annually by crop pathologists and were released in March 2025.

Selected varieties of most relevance to New South Wales growers are listed in alphabetical order and disease ratings are colour-coded to match resistance and tolerance ratings.

Table 10: Chickpea disease guide for New South Wales.							
Variety	Ascochyta blight (pathogen group 1 – south)	Ascochyta blight (pathogen group 2 – north)	2022-23 Phytophthora root rot	RLN resistance (<i>Pratylenchus thornei</i>)*	RLN tolerance (<i>Pratylenchus thornei</i>)	RLN resistance (<i>Pratylenchus neglectus</i>)*	RLN tolerance (<i>Pratylenchus neglectus</i>)
DESI							
CBA Captain [Ⓛ]	S	MS (P)	S		MT		MT
Genesis® 836	S	S			MT		MII
Kyabra [Ⓛ]	VS	VS	VS		MT		MT
Neelam [Ⓛ]	S	S			MTMI		MI
PBA Boundary [Ⓛ]	S	S	VS		MT		MTMI
PBA Drummond [Ⓛ]	VS	VS	VS		TMT		TMT
PBA HatTrick [Ⓛ]	S	S	S		MTMI		MT
PBA Maiden	S	S			MII		MI
PBA Pistol [Ⓛ]	S	VS			MII		T
PBA Seamer [Ⓛ]	S	MS	S		MTMI		MTMI
PBA Slasher [Ⓛ]	S	S			MT		MI
PBA Striker [Ⓛ]	S	S			TMT		MI
KABULI							
Almaz [Ⓛ]	S	MS			I		MI
Genesis® 090	MS	MS			MII		IVI
Genesis® Kalkee	S	S			MI		VI
PBA Magnus [Ⓛ]	S	MS			IVI		MI
PBA Monarch [Ⓛ]	S	MS (P)			I		IVI
PBA Royal [Ⓛ]	MS	MS			MI		MII

* ratings will be updated when available.

Learn more via the [NVT Disease Ratings](#).

R = resistant, MR = moderately resistant, MS = moderately susceptible, S = susceptible, VS = very susceptible, T = tolerant, MT = moderately tolerant, MI = moderately intolerant, I = intolerant, VI = very intolerant, (P) = provisional rating, - hyphen indicates a range, / indicates pathotype differences, # warning, may be more susceptible to alternate pathotypes,

^ line contains a few susceptible off types, () show outlier.

FABA BEAN

Faba bean variety yield performance – Northern New South Wales

Yield results are presented from the top-performing varieties within each NVT location in the region for the past five seasons. Results are presented (as a percentage) for each variety relative to the mean trial yield for the location within each year. Varieties are listed in descending order of average yield over the period. The Long Term Yield Reporter provides additional information on varieties not listed and can be viewed as a table or chart with error bars. Rainfall is provided for January to March (J–M) and April to October (A–O) and, where relevant, irrigation from April to October.

Year	2020	2021	2022	2023	2024
Mean yield (t/ha)	1.64	2.33	2.44	1.02	2.59
PBA Nanu [Ⓛ]	95	97	97	96	99
PBA Warda [Ⓛ]	87	110	82	97	101
FBA Ayla [Ⓛ]	93	98	94	96	97
PBA Nasma [Ⓛ]	71	105	81	99	104
Cairo	78	97	72	87	88
Doza	79	92	73	85	84
Sowing date	23 Apr	21 May	4 May	5 May	25 Apr
Rainfall J–M (mm)	337	377	274	163	134
Rainfall A–O (mm)	227	372	589	140	360

Special thanks to 2024 trial cooperator.
Learn more via the [NVT Long Term Yield Reporter](https://nvt.grdc.com.au/resources/crop-sowing-guides)

Year	2020	2021	2022	2023	2024
Mean yield (t/ha)		2.42			3.15
PBA Warda [Ⓛ]		103			101
PBA Nanu [Ⓛ]		105			94
FBA Ayla [Ⓛ]	Trial failed	97	Trial failed	Trial failed	94
PBA Nasma [Ⓛ]		76			99
Cairo		93			80
Doza		96			75
Sowing date	8 Apr	20 Apr	30 Apr	26 Apr	16 Apr
Rainfall J–M (mm)	377	422	216	127	94
Rainfall A–O (mm)	297	253	390	60	381

Special thanks to 2024 trial cooperator.
Learn more via the [NVT Long Term Yield Reporter](https://nvt.grdc.com.au/resources/crop-sowing-guides)

WHEAT

BARLEY

CANOLA

CHICKPEA

FABA BEAN

Refer to the latest *Crop Sowing Guide* for further information at nvt.grdc.com.au/resources/crop-sowing-guides

Table 3: Coonamble faba bean.

Year	2020	2021	2022	2023	2024
Mean yield (t/ha)	2.80	3.95	2.28	1.76	2.72
PBA Nanu [Ⓓ]	92	103	99	100	96
PBA Warda [Ⓓ]	95	100	97	101	93
FBA Ayla [Ⓓ]	94	96	91	98	97
PBA Nasma [Ⓓ]	88	85	91	101	92
Cairo	82	88	67	92	88
Doza	80	88	63	90	88
Sowing date	25 Apr	23 Apr	22 Apr	13 May	15 Apr
Rainfall J–M (mm)	248	224	147	41	122
Rainfall A–O (mm)	230	267	583	107	256

Special thanks to 2024 trial cooperator.
Learn more via the [NVT Long Term Yield Reporter](#)

Table 4: Spring Ridge faba bean.

Year	2020	2021	2022	2023	2024
Mean yield (t/ha)	2.75			0.72	
PBA Nanu [Ⓓ]	94	Trial failed	Trial failed	109	No trial
FBA Ayla [Ⓓ]	97			96	
PBA Warda [Ⓓ]	93			111	
Cairo	93			93	
Doza	92			95	
PBA Nasma [Ⓓ]	90			77	
Sowing date	20 Apr	20 Apr	10 May	9 May	
Rainfall J–M (mm)	338	331	317	153	
Rainfall A–O (mm)	392	286	628	138	

No 2024 trial cooperator.
Learn more via the [NVT Long Term Yield Reporter](#)

Table 5: Tulloona faba bean.

Year	2020	2021	2022	2023	2024
Mean yield (t/ha)	3.08	3.71	3.62	0.50	3.43
PBA Warda [Ⓓ]	104	97	102	101	107
FBA Ayla [Ⓓ]	98	98	100	99	93
PBA Nanu [Ⓓ]	96	93	100	97	97
Cairo	98	98	104	95	81
PBA Nasma [Ⓓ]	101	92	86	111	97
Doza	95	97	106	92	75
Sowing date	27 Apr	11 May	29 Apr	24 Apr	24 Apr
Rainfall J–M (mm)	263	419	215	175	133
Rainfall A–O (mm)	193	274	475	72	349

Special thanks to 2024 trial cooperator.
Learn more via the [NVT Long Term Yield Reporter](#)

Table 6: Walgett faba bean.

Year	2020	2021	2022	2023	2024
Mean yield (t/ha)	2.05	4.19	4.85	0.85	3.64
PBA Nanu [Ⓓ]	86	99	105	95	100
PBA Warda [Ⓓ]	92	102	94	110	104
PBA Nasma [Ⓓ]	98	97	95	127	95
FBA Ayla [Ⓓ]	97	98	98	96	95
Cairo	94	97	87	86	86
Doza	90	96	89	76	83
Sowing date	24 Apr	24 Apr	20 Apr	24 Apr	1 May
Rainfall J–M (mm)	248	272	231	86	85
Rainfall A–O (mm)	223	215	449	64	266

Special thanks to 2024 trial cooperator.
Learn more via the [NVT Long Term Yield Reporter](#)

WHEAT
BARLEY
CANOLA
CHICKPEA
FABA BEAN

Faba bean variety disease ratings – New South Wales

The following table contains varietal ratings for the predominant diseases of faba bean in New South Wales. These ratings are updated annually by crop pathologists and were released in March 2025.

Selected varieties of most relevance to New South Wales growers are listed in alphabetical order and disease ratings are colour-coded to match resistance and tolerance ratings.

Table 7: Faba bean disease guide for New South Wales.

Variety	Ascochyta blight	Cercospora leaf spot	Chocolate spot (Botrytis)	RLN resistance (<i>Pratylenchus thornei</i>)	Leaf rust

TO BE UPDATED

Learn more via the [NVT Disease Ratings](#).
 R = resistant, MR = moderately resistant, MS = moderately susceptible, S = susceptible, VS = very susceptible, (P) = provisional rating.

NVT tools


**Trial
results**




**Long term
yield reporter**



**NVT disease
ratings**



**Harvest Reports &
Crop Sowing Guide**



nvt.grdc.com.au



Subscribe to NVT notifications that are sent the moment results for your local NVT trials are available.



Subscribe to receive the latest NVT publications (Harvest Reports and Crop Sowing Guides), and other NVT communications.

