

**Central  
New South Wales**



CELEBRATING  
**20**  
YEARS

May 2025

# NVT HARVEST REPORT



**Title:**

NVT Harvest Report – Central New South Wales

**Published:** May 2025

**Authors:**

Katherine Hollaway, Astute Ag and  
Dr Sue Knights, SE Knights Consulting

**Acknowledgements:**

We would like to thank all those who provided information and assistance with the development of this Harvest Report.

© Grains Research and Development Corporation 2025

This book is copyright. Except as permitted under the *Copyright Act 1968* (Commonwealth) and subsequent amendments, no part of this publication may be reproduced, stored or transmitted in any form or by any means, electronic or otherwise, without the specific written permission of the copyright owner.

**GRDC contact details:**

PO Box 5367  
KINGSTON ACT 2604

**Phone:** 02 6166 4500

**Email:** [comms@grdc.com.au](mailto:comms@grdc.com.au)

**Design and production:**

Coretext, [coretext.com.au](http://coretext.com.au)


**COVER:** Kalyx Australia harvesting at the GRDC National Variety Trials (NVT) site on John and Brendan Pattison's farm near Marrar, New South Wales.

**PHOTO:** Nicole Baxter

**DISCLAIMER:** Any recommendations, suggestions or opinions contained in this publication do not necessarily represent the policy or views of the Grains Research and Development Corporation. No person should act on the basis of the content of this publication without first obtaining specific, independent professional advice.

The Grains Research and Development Corporation will not be liable for any loss, damage, cost or expense incurred or arising by reason of any person using or relying on the information in this publication.


# CONTENTS



Download this guide at:  
[nvt.grdc.com.au/harvest-reports](http://nvt.grdc.com.au/harvest-reports)

INTRODUCTION	4
WHEAT	6
BARLEY	23
OAT	29
CANOLA	32
CHICKPEA	41
FABA BEAN	43
FIELD PEA	45
LUPIN	47
USEFUL NVT TOOLS	49

## LEGEND: MEAN VARIETY YIELD PERFORMANCE



Long-term mean yield illustrated by colour gradient from high (green) to low (red)

## LEGEND: DISEASE RATING COLOUR RANGE

R	RMR	MR	MRMS	MS	MSS	S	SVS	VS
---	-----	----	------	----	-----	---	-----	----

Disease severity scale from resistant (R) to very susceptible (VS)

The disease ratings in the report are current at the time of publication.

Regularly visit [nvt.grdc.com.au/nvt-disease-ratings](http://nvt.grdc.com.au/nvt-disease-ratings) to find the latest NVT disease ratings.

Refer to the latest *Crop Sowing Guide* for further information at  
[nvt.grdc.com.au/resources/crop-sowing-guides](http://nvt.grdc.com.au/resources/crop-sowing-guides)



# INTRODUCTION

*The NVT Harvest Report – Central New South Wales* provides information to support growers and advisers with decisions on variety selection for **Central New South Wales**. The information has been generated from the Grains Research and Development Corporation's (GRDC) National Variety Trials (NVT) database. This publication provides a summary of the 2024 and long-term yield performance of varieties of crop species suitable for production in **Central New South Wales** together with their quality and disease responses.

The NVT program provides growers and advisers with comparative results on yield performance, quality and disease resistance ratings of commercially available grain varieties that is independent, consistent, timely and robust.

Conducted to a set of predetermined protocols, trials are sown and managed to reflect local best practice such as sowing time, fertiliser application, weed management, pest/disease control and fungicide application. The NVT is not designed to grow varieties to their maximum yield potential.

GRDC recognises that sustaining a project of this nature hinges on the collaboration of growers who willingly provide sites and often lend a hand in trial management on their properties. Equally significant is the partnership with seed companies who supply seed of commercial varieties and experimental lines to the program.

## Interpreting long-term yield results

A factor analytic (FA) mixed model approach is used in the multi-environment trial (MET) analysis conducted by GRDC, supported by the Analytics for the Australian Grains Industry (AAGI).

This approach generates long-term MET values for varieties at an individual trial level.

This format provides more detailed results to better understand a variety's performance over several years at the individual trial/environment level, rather than just a single averaged value.

In the *NVT Harvest Report – Central New South Wales*, results are presented in year groupings for yield for the past five years and quality for the past two years. Further detailed interrogation of the NVT Online results using the Long Term Yield Reporter will provide more specific performance results on all varieties of each crop species in each NVT location throughout **Central New South Wales**.

The results presented in this Harvest Report are based on the default filters in the Long Term Yield Reporter. In some cases, trial results are excluded because they do not meet the default standards for statistical validity. These are listed in the tables as 'Trial results below standard'. Trials below standard can be viewed by reducing the default VAF settings within the [Long Term Yield Reporter](#).

Trials listed as compromised are not suitable for making variety decisions. Results can be found in the [Quarantined trial reports](#).

▶ Refer to the latest *Crop Sowing Guide* for further information at [nvt.grdc.com.au/resources/crop-sowing-guides](https://nvt.grdc.com.au/resources/crop-sowing-guides)

## NVT 20th anniversary

In 2025, the National Variety Trials (NVT) proudly celebrates 20 years of empowering Australian grain growers and their advisers with trusted, independent results to support varietal decision-making.

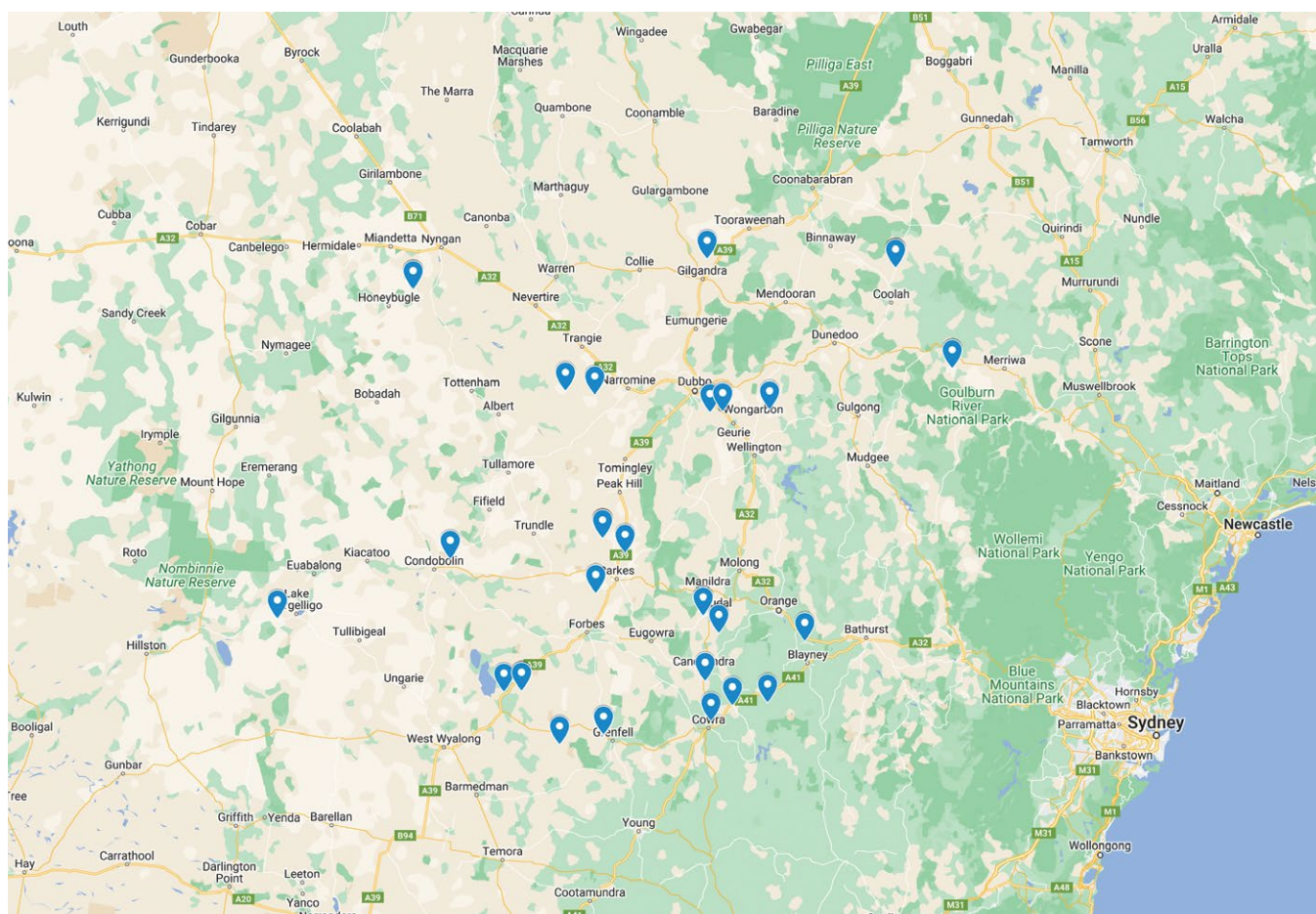
Established in 2005 by the Grains Research and Development Corporation (GRDC), the NVT program has evolved into the largest coordinated variety trial network in the world. Each year, more than 640 trials are conducted across over 300 locations nationwide, encompassing 10 different crop species. Over the past two decades, NVT has been a transformative force, providing growers with credible insights into newly released varieties that drives the rapid adoption of superior genetics.

The success of NVT is a testament to the collaborative efforts of many. GRDC extends heartfelt thanks to the growers, GRDC staff and panellists, service providers, trial hosts, breeding companies and members of the NVT Advisory Committee who have been instrumental in this journey. Your dedication has delivered exceptional outcomes, advancing the productivity and profitability of Australian grain growers and strengthening the grains industry as a whole.

As we mark this significant milestone, GRDC celebrates the achievements of NVT and looks forward to continuing to deliver game-changing innovations for Australia's grains sector in the years to come.

## NVT SITE LOCATIONS – Central New South Wales

Figure 1: Locality of NVT trial sites in Central New South Wales from 2020 to 2024.



SOURCE: National Variety Trials

See all NVT trial locations and view trial results at [nvt.grdc.com.au/trial-results](https://nvt.grdc.com.au/trial-results).

# WHEAT

## New wheat varieties

The following information is for wheat varieties released in the 12 months to the date when the MET analysis was published on NVT online. Please go to [nvt.grdc.com.au](http://nvt.grdc.com.au) to find trial results for any new varieties released since the publication of this harvest report.

Variety	Breeding company	Grain classification – northern zone	Grain classification – south-eastern zone	End point royalty* (\$)	Comments supplied by breeding company <sup>1</sup>
Avoca <sup>®</sup>	Australian Grain Technologies Pty Ltd	TBC	TBC	3.90	Avoca <sup>®</sup> is ideally suited to high-rainfall zones. It has a relatively compact plant canopy and good physical grain quality characteristics. <b>Maturity description:</b> slow-very slow spring
Boa <sup>®</sup>	LongReach Plant Breeders Pty Ltd	TBC	TBC	4.00	Boa <sup>®</sup> is an AH wheat combining the best attributes of the Scepter <sup>®</sup> x LRPB Cobra <sup>®</sup> parentage to deliver a shorter canopy wheat with an erect growth habit to suit high production and irrigation. Boa <sup>®</sup> has both acid and boron tolerance traits. <b>Maturity description:</b> quick-mid spring
Brighton <sup>®</sup>	Australian Grain Technologies Pty Ltd	TBC	TBC	4.10	Brighton <sup>®</sup> is a dual-purpose winter wheat suitable for grazing and grain production. It is a higher-yielding alternative to Illabo <sup>®</sup> and slightly quicker than Illabo <sup>®</sup> . It has improved test weight compared with Illabo <sup>®</sup> . <b>Maturity description:</b> quick winter
Intrigue <sup>®</sup>	Australian Grain Technologies Pty Ltd	APH	APH	4.00	Intrigue <sup>®</sup> achieves high yields relative to other varieties in moisture-stressed situations. It has a good physical grain quality package, with low screenings and high test weights. Intrigue <sup>®</sup> maintains yield potential across planting dates. <b>Maturity description:</b> mid-slow spring
Ironbark <sup>®</sup>	Australian Grain Technologies Pty Ltd	TBC	TBC	3.90	Ironbark <sup>®</sup> is derived from Beckom <sup>®</sup> and is an excellent replacement for Beckom <sup>®</sup> . It is similar in plant height and canopy to Beckom <sup>®</sup> and is very widely adapted, suited to most of southern NSW. It has improved yield and grain size compared with Beckom <sup>®</sup> . It carries the major aluminium tolerance gene, which contributes to acid soil tolerance. <b>Maturity description:</b> mid spring
Jumbuck <sup>®</sup>	InterGrain Pty Ltd	AWW	AWW	3.60	Jumbuck <sup>®</sup> has a good fit in northern growing regions with its yield stability and is well suited to late April and early May plantings. It has a solid grain quality package including excellent test weight and grain size, reducing screenings risks. It has a medium plant height and good lodging tolerance. Jumbuck <sup>®</sup> was developed by breeders at CIMMYT and was brought to Australia through the CIMMYT-Australia-ICARDA Germplasm Evaluation (CAIGE) program supported by GRDC. <b>Maturity description:</b> mid-slow spring
Lancelin <sup>®</sup>	Australian Grain Technologies Pty Ltd	TBC	TBC	3.70	Lancelin <sup>®</sup> has Australian Soft (ASFT) quality classification. It has high and stable yields in WA, similar to Scepter <sup>®</sup> . It is similar to Scepter <sup>®</sup> with an excellent physical grain quality package, high test weights and low screenings. <b>Maturity description:</b> mid spring

Continued on next page

Refer to the latest *Crop Sowing Guide* for further information at [nvt.grdc.com.au/resources/crop-sowing-guides](http://nvt.grdc.com.au/resources/crop-sowing-guides)

Variety	Breeding company	Grain classification – northern zone	Grain classification – south-eastern zone	End point royalty* (\$)	Comments supplied by breeding company <sup>1</sup>
Longford <sup>Ⓢ</sup>	Australian Grain and Forage Seeds Pty Ltd	FEED	FEED	3.95	Longford <sup>Ⓢ</sup> is an awned, red-grained winter wheat. It has good potential for dual-purpose use, suitable for graze-and-grain production from early planting. It has strong lodging resistance and is suitable for long-season environments. <b>Maturity description:</b> very slow winter
LRPB Major <sup>Ⓢ</sup>	LongReach Plant Breeders Pty Ltd	AH	AH	4.00	LRPB Major <sup>Ⓢ</sup> is suitable for early to mid-May seeding opportunities throughout southern NSW. It has strong yield performance in both acidic and sodic soil yield trials. Marketed by Pacific Seeds. <b>Maturity description:</b> mid-slow spring
LRPB Optimus <sup>Ⓢ</sup>	LongReach Plant Breeders Pty Ltd	TBC	TBC	4.25	LRPB Optimus <sup>Ⓢ</sup> has a similar plant type, yield build and grain receivals package to its LRPB Lancer <sup>Ⓢ</sup> parent. Consistent high trial performance across a range of sowing times in NSW and Queensland, showing optimal yield performance when sown in the first half of May. It has strong acid and sodic soil tolerance. <b>Maturity description:</b> mid spring
LRPB Tracer <sup>Ⓢ</sup>	LongReach Plant Breeders Pty Ltd	APH	APH	4.25	LRPB Tracer <sup>Ⓢ</sup> is suitable for main season seeding opportunities across NSW and Queensland. It is a strong performer in sodic soil yield trials. It has a compact canopy that can aid in stubble management in zero-till farming systems. Marketed by Pacific Seeds. <b>Maturity description:</b> mid spring
Mammoth <sup>Ⓢ</sup>	InterGrain Pty Ltd	FEED	FEED	3.50	Mammoth <sup>Ⓢ</sup> 's unique phenology makes it an excellent option for an early break scenario, from late March to mid-April. Unlike winter wheats that have similar maturity, Mammoth <sup>Ⓢ</sup> does not have the same vernalisation requirement, allowing it to continue to develop using day length rather than needing low temperature to trigger flowering like winter varieties typically need. This attribute is advantageous in both high and low-rainfall regions as it allows Mammoth <sup>Ⓢ</sup> to respond to seasonal conditions and minimise frost risk. Mammoth <sup>Ⓢ</sup> is well suited to WA and SA and some areas in Victoria. <b>Maturity description:</b> very slow spring
Packer <sup>Ⓢ</sup>	LongReach Plant Breeders Pty Ltd	TBC	TBC	4.00	Packer <sup>Ⓢ</sup> demonstrates high and stable yields in early season trials in Southern NSW. <b>Maturity description:</b> mid-slow spring
RGT Healy <sup>Ⓢ</sup>	RAGT	TBC	TBC	4.25	Variety description not supplied.
RGT Ponsford <sup>Ⓢ</sup>	RAGT	TBC	TBC	4.00	Variety description not supplied.
Shotgun <sup>Ⓢ</sup>	Australian Grain Technologies Pty Ltd	TBC	AH	3.90	Shotgun <sup>Ⓢ</sup> is a Scepter <sup>Ⓢ</sup> replacement with a significant yield advantage. It is agronomically very similar to Scepter <sup>Ⓢ</sup> . <b>Maturity description:</b> mid spring
Triple 2 <sup>Ⓢ</sup>	Australian Grain and Forage Seeds Pty Ltd	TBC	TBC	4.00	Triple 2 <sup>Ⓢ</sup> is an awned, high yield potential, red-grained winter feed wheat. Triple 2 <sup>Ⓢ</sup> has a wide sowing window and will complement existing longer-season winter wheats in sowing programs. It suits medium and high-rainfall zones. <b>Maturity description:</b> mid winter
Wallaroo <sup>Ⓢ</sup>	Trigall Australia	TBC	TBC	4.00	Variety description not supplied.

\*EPR amount is ex-GST, <sup>Ⓢ</sup>denotes Plant Breeder's Rights apply. <sup>1</sup>All data in the table was provided by breeders. Readers should raise any issues with the displayed data directly with the breeder. Consult the Grains Australia [Wheat Variety Master List](#) for final classification in your region.

WHEAT

BARLEY

OAT

CANOLA

CHICKPEA

FABA BEAN

FIELD PEA

LUPIN

## Wheat variety yield performance – Central New South Wales

Yield results are presented from the top-performing varieties within each NVT location in the region for the past five seasons. Results are presented (as a percentage) for each variety relative to the mean trial yield for the location within each year. Varieties are listed in descending order of average yield over the period.

The Long Term Yield Reporter provides additional information on varieties not listed and can be viewed as a table or chart with error bars. Rainfall is provided for January to March (J–M) and April to October (A–O) and, where relevant, irrigation from April to October.

**Table 1: Canowindra main season wheat.**

Year		2020	2021	2022	2023	2024
Mean yield (t/ha)	Class	5.87	6.78	5.60	4.69	
RGT Zanzibar	FEED	111	113	123	93	
Sunmaster <sup>Ⓢ</sup>	APH	108	112	111	104	
RGT Ponsford <sup>Ⓢ</sup>					106	
Tomahawk CL Plus <sup>Ⓢ</sup>	APW			100	115	
RGT Healy <sup>Ⓢ</sup>			106	116	102	
Ironbark <sup>Ⓢ</sup>					107	
Shotgun <sup>Ⓢ</sup>					112	
Ballista <sup>Ⓢ</sup>	AH	103	109	102	108	
Rebel Rat				109	103	
Brumby <sup>Ⓢ</sup>	APW		107	101	111	
LRPB Scotch <sup>Ⓢ</sup>	ASFT		107	112	88	
LRPB Optimus <sup>Ⓢ</sup>				109	98	
Scepter <sup>Ⓢ</sup>	AH	105	106	99	111	
Leverage <sup>Ⓢ</sup>	APH				97	
Suncentral <sup>Ⓢ</sup>	APH	107	103	107	102	
Sowing date		13 May	24 May	18 May	19 May	16 May
Rainfall J–M (mm)		195	320	185	155	141
Rainfall A–O (mm)		552	439	619	280	305

Compromised trial

Special thanks to 2024 trial cooperator, Mark Pearce.  
Learn more via the [NVT Long Term Yield Reporter](#)

**Table 2: Condobolin main season wheat.**

Year		2020	2021	2022	2023	2024
Mean yield (t/ha)	Class	3.54	4.99	4.29		3.79
Calibre <sup>Ⓢ</sup>	APH	109	111	111		111
Tomahawk CL Plus <sup>Ⓢ</sup>	APW			107		114
Shotgun <sup>Ⓢ</sup>						112
Brumby <sup>Ⓢ</sup>	APW		107	109		108
Boree <sup>Ⓢ</sup>	APH	110	110	100		109
Vixen <sup>Ⓢ</sup>	APH	111	110	98		109
Boa <sup>Ⓢ</sup>						108
Scepter <sup>Ⓢ</sup>	AH	107	106	106		108
Ballista <sup>Ⓢ</sup>	AH	107	107	109		103
RGT Ponsford <sup>Ⓢ</sup>						109
Ironbark <sup>Ⓢ</sup>						106
RockStar <sup>Ⓢ</sup>	APH	110	108	97		109
LRPB Matador <sup>Ⓢ</sup>	AH			96		109
Beckom <sup>Ⓢ</sup>	AH	104	104	106		106
Leverage <sup>Ⓢ</sup>	APH					106
Sowing date		22 May	26 May	15 Jun	3 Jun	22 May
Rainfall J–M (mm)		229	373	184	157	221
Rainfall A–O (mm)		396	252	581	111	308

Trial failed

Special thanks to 2024 trial cooperator.  
Learn more via the [NVT Long Term Yield Reporter](#)

**Table 3: Coolah main season wheat.**

Year		2020	2021	2022	2023	2024
Mean yield (t/ha)	Class	5.67	4.99		2.70	5.96
Leverage <sup>Ⓢ</sup>	APH				135	109
Jumbuck <sup>Ⓢ</sup>	AWW				124	104
Sundancer <sup>Ⓢ</sup>	APH				124	104
LRPB Raider <sup>Ⓢ</sup>	APH	122	112		124	100
Intrigue <sup>Ⓢ</sup>	APH				111	105
Brumby <sup>Ⓢ</sup>	FEED				117	108
LRPB Scotch <sup>Ⓢ</sup>	ASFT		108		120	97
Shotgun <sup>Ⓢ</sup>						108
Catapult <sup>Ⓢ</sup>	AH		113		117	103
Genie <sup>Ⓢ</sup>	FEED				117	99
Coolah <sup>Ⓢ</sup>	APH	112	105		112	99
LRPB Optimus <sup>Ⓢ</sup>					108	101
RockStar <sup>Ⓢ</sup>	APH	93	113		116	104
Sunmaster <sup>Ⓢ</sup>	APH	108	99		102	106
Sunblade CL Plus <sup>Ⓢ</sup>	APH	107	100		103	105
Sowing date		25 May	26 May	10 May	12 May	30 May
Rainfall J–M (mm)		341	279	293	148	180
Rainfall A–O (mm)		537	359	575	141	329

Compromised trial

Special thanks to 2024 trial cooperator.  
Learn more via the [NVT Long Term Yield Reporter](#)

**Table 4: Gilgandra main season wheat.**

Year		2020	2021	2022	2023	2024
Mean yield (t/ha)	Class	4.33	6.69	5.08	2.49	4.80
Shotgun <sup>Ⓢ</sup>						110
Leverage <sup>Ⓢ</sup>	APH			109	108	106
Calibre <sup>Ⓢ</sup>	APH		105	104	109	112
Brumby <sup>Ⓢ</sup>	FEED			104	106	108
Boree <sup>Ⓢ</sup>	APH	103	109	104	104	110
Vixen <sup>Ⓢ</sup>	AH	103	105	100	105	110
RGT Healy <sup>Ⓢ</sup>			100	113	106	103
Scepter <sup>Ⓢ</sup>	AH	104	106	102	103	106
RockStar <sup>Ⓢ</sup>	APH	100	109	101	101	107
LRPB Matador <sup>Ⓢ</sup>	FEED					106
Sunmaster <sup>Ⓢ</sup>	APH	105	103	107	104	102
Borlaug 100 <sup>Ⓢ</sup>	AH	108	98	108	104	105
Rebel Rat		106	100	109		103
Jillaroo <sup>Ⓢ</sup>	AH		105	94	104	108
Suncentral <sup>Ⓢ</sup>	APH	104	99	106	107	103
Sowing date		19 May	18 May	24 May	17 May	17 May
Rainfall J–M (mm)		307	394	180	191	140
Rainfall A–O (mm)		431	325	586	131	261

Special thanks to 2024 trial cooperator.  
Learn more via the [NVT Long Term Yield Reporter](#)

WHEAT

BARLEY

OAT

CANOLA

CHICKPEA

FABA BEAN

FIELD PEA

LUPIN



Table 6: Lake Cargelligo main season wheat.

Year		2020	2021	2022	2023	2024
Mean yield (t/ha)	Class	3.51	5.48	4.64	3.00	
Calibre <sup>db</sup>	APH	119	109	102	114	Compromised trial
Shotgun <sup>db</sup>					112	
Ballista <sup>db</sup>	AH	117	110	107	106	
Ironbark <sup>db</sup>					107	
Tomahawk CL Plus <sup>db</sup>	APW			97	113	
Bumby <sup>db</sup>	APW		107	105	110	
Scepter <sup>db</sup>	AH	117	106	99	109	
Beckom <sup>db</sup>	AH	104	103	110	106	
Sunmaster <sup>db</sup>	APH	100	99	119	103	
Kingston <sup>db</sup>	AH			101	104	
Condo <sup>db</sup>	AH	107	101	106	103	
LRPB Matador <sup>db</sup>	AH			95	106	
Reilly <sup>db</sup>	AH			106	100	
RGT Healy <sup>db</sup>			94	122	106	
Hammer CL Plus <sup>db</sup>	AH	108	99	101	106	
Sowing date		11 May	17 May	8 May	16 May	21 May
Rainfall J–M (mm)		118	266	273	109	232
Rainfall A–O (mm)		280	264	561	150	290

Special thanks to 2024 trial cooperator.  
Learn more via the [NVT Long Term Yield Reporter](#)

**Table 8: Merriwa main season wheat.**

Year		2020	2021	2022	2023	2024
Mean yield (t/ha)	Class	5.90	3.88	4.10		
Leverage <sup>db</sup>	APH			120	No trial	No trial
RGT Healy <sup>db</sup>			86	126		
Borlaug 100 <sup>db</sup>	AH	118	89	111		
Rebel Rat		115	91	113		
Brumby <sup>db</sup>	FEED			101		
Suncentral <sup>db</sup>	APH	108	89	120		
Calibre <sup>db</sup>	APH		106	99		
Sunmaster <sup>db</sup>	APH	107	96	113		
SEA Condamine	FEED	113	90	107		
Beckom <sup>db</sup>	AH	106	97	109		
Intrigue <sup>db</sup>	APH			109		
Condo <sup>db</sup>	AH	109	85	113		
Sunblade CL Plus <sup>db</sup>	APH	104	101	105		
LRPB Scotch <sup>db</sup>	ASFT		103	106		
Sunchaser <sup>db</sup>	APH	105	83	114		
Sowing date		28 May	26 May	17 Jun		
Rainfall J–M (mm)		360	286	301		
Rainfall A–O (mm)		382	251	600		

No 2024 trial cooperator.  
Learn more via the [NVT Long Term Yield Reporter](#)

Table 9: Nyngan main season wheat.

Year		2020	2021	2022	2023	2024
Mean yield (t/ha)	Class		3.41	5.03	1.00	4.02
Shotgun <sup>db</sup>						107
Leverage <sup>db</sup>	APH			110	92	104
Calibre <sup>db</sup>	APH		114	102	123	110
Brumby <sup>db</sup>	FEED			104	110	108
Boree <sup>db</sup>	APH		119	106	115	101
Sunmaster <sup>db</sup>	APH		103	111	105	106
RGT Healy <sup>db</sup>			100	117	101	102
Vixen <sup>db</sup>	AH		113	103	125	102
LRPB Matador <sup>db</sup>	FEED					103
Scepter <sup>db</sup>	AH		110	104	113	105
Suncentral <sup>db</sup>	APH		102	109	107	106
RockStar <sup>db</sup>	APH		118	103	105	98
Rebel Rat			96	110	108	107
Borlaug 100 <sup>db</sup>	AH		95	107	114	110
Lancelin <sup>db</sup>				102	113	104
Sowing date		9 Jun	12 May	26 May	8 Jun	20 May
Rainfall J–M (mm)		66	240	125	95	183
Rainfall A–O (mm)		212	181	593	114	254

Special thanks to 2024 trial cooperator.

Learn more via the [NVT Long Term Yield Reporter](#)

Table 10: Quandialla main season wheat.

Year		2020	2021	2022	2023	2024
Mean yield (t/ha)	Class	5.19	5.04	4.88	4.34	5.45
Leverage <sup>db</sup>	APH				107	109
RGT Zanzibar	FEED	109	107	129	94	105
Sunmaster <sup>db</sup>	APH	110	104	116	107	105
Shotgun <sup>db</sup>					118	108
Beckom <sup>db</sup>	AH	105	105	108	108	108
Tomahawk CL Plus <sup>db</sup>	APW			99	118	105
Ironbark <sup>db</sup>					109	105
RGT Ponsford <sup>db</sup>					110	104
Calibre <sup>db</sup>	APH	102	105	98	115	110
Sunblade CL Plus <sup>db</sup>	APH	107	102	108	109	103
LRPB Major <sup>db</sup>	AH			106	107	107
RockStar <sup>db</sup>	APH	107	106	98	113	104
Sundancer <sup>db</sup>	APH				101	105
Brumby <sup>db</sup>	APW		104	100	112	104
LRPB Matador <sup>db</sup>	AH					103
Sowing date		11 May	17 May	24 May	9 May	7 May
Rainfall J–M (mm)		175	262	197	178	207
Rainfall A–O (mm)		435	373	590	194	355

Special thanks to 2024 trial cooperator.

Learn more via the [NVT Long Term Yield Reporter](#)

Table 11: Trangie main season wheat.

Year		2020	2021	2022	2023	2024
Mean yield (t/ha)	Class	4.58	5.80	5.69	2.08	4.80
Calibre <sup>db</sup>	APH		109	104	109	116
Shotgun <sup>db</sup>						112
Brumby <sup>db</sup>	FEED			105	104	113
Borlaug 100 <sup>db</sup>	AH	111	104	109	101	109
Leverage <sup>db</sup>	APH			110	104	111
Suncentral <sup>db</sup>	APH	105	103	110	111	106
Rebel Rat		108	103	111		107
Sunmaster <sup>db</sup>	APH	104	104	111	105	106
RGT Healy <sup>db</sup>			100	116	103	105
Boree <sup>db</sup>	APH	96	108	106	103	111
Vixen <sup>db</sup>	AH	96	108	103	109	110
Scepter <sup>db</sup>	AH	101	106	104	104	108
LRPB Matador <sup>db</sup>	FEED					106
Ironbark <sup>db</sup>					112	108
Sunblade CL Plus <sup>db</sup>	APH	103	104	105	104	105
Sowing date		18 Jun	7 Jun	20 May	15 Jun	21 May
Rainfall J–M (mm)		199	303	173	167	192
Rainfall A–O (mm)		394	271	623	152	298

Special thanks to 2024 trial cooperator.

Learn more via the [NVT Long Term Yield Reporter](#)

Table 12: Wongarbon main season wheat.

Year		2020	2021	2022	2023	2024
Mean yield (t/ha)	Class	5.08	5.76	5.55	1.58	6.29
Shotgun <sup>db</sup>						108
Calibre <sup>db</sup>	APH		110	98	126	110
Leverage <sup>db</sup>	APH			112	106	107
Brumby <sup>db</sup>	FEED			103	110	110
Boree <sup>db</sup>	APH	101	110	103	121	107
Vixen <sup>db</sup>	AH	103	107	100	129	105
Jillaroo <sup>db</sup>	AH		107	94	119	107
LRPB Matador <sup>db</sup>	FEED					102
Suncentral <sup>db</sup>	APH	104	99	109	108	104
Sunmaster <sup>db</sup>	APH	104	99	109	98	106
RGT Healy <sup>db</sup>			100	112	107	103
RockStar <sup>db</sup>	APH	99	108	102	115	103
Borlaug 100 <sup>db</sup>	AH	106	101	99	103	108
Ironbark <sup>db</sup>					118	104
Rebel Rat		104	101	102		107
Sowing date		14 May	19 May	25 May	13 Jun	15 May
Rainfall J–M (mm)		331	364	227	125	274
Rainfall A–O (mm)		516	345	751	161	361

Special thanks to 2024 trial cooperator.

Learn more via the [NVT Long Term Yield Reporter](#)

WHEAT

BARLEY

OAT

CANOLA

CHICKPEA

FABA BEAN

FIELD PEA

LUPIN

Table 13: Canowindra early season wheat.

Year		2020	2021	2022	2023	2024
Mean yield (t/ha)	Class	6.30	6.64	5.57	5.80	
BigRed <sup>db</sup>	FEED		125	132	84	Compromised trial
RGT Zanzibar	FEED	110	114	118	104	
LRPB Beaufort <sup>db</sup>	FEED	111	116	116	101	
Wallaroo <sup>db</sup>					101	
RGT Accroc <sup>db</sup>	FEED	109	122	127	83	
Stockade <sup>db</sup>	APW			114	95	
Avoca <sup>db</sup>					104	
RGT Cesario <sup>db</sup>	FEED	106	119	127	80	
Leverage <sup>db</sup>	APH			104	110	
Brighton <sup>db</sup>				101	102	
Sundancer <sup>db</sup>	APH			106	105	
Genie <sup>db</sup>	AH				108	
RockStar <sup>db</sup>	APH	107	102	97	112	
LRPB Major <sup>db</sup>	AH			99	109	
LRPB Scotch <sup>db</sup>	ASFT		105	107	102	
Sowing date		28 Apr	21 Apr	4 May	26 Apr	17 Apr
Rainfall J–M (mm)		195	320	185	155	141
Rainfall A–O (mm)		552	439	619	280	305

Special thanks to 2024 trial cooperator, Mark Pearce.

Learn more via the [NVT Long Term Yield Reporter](#)

Table 14: Condobolin early season wheat.

Year		2020	2021	2022	2023	2024
Mean yield (t/ha)	Class	4.40	4.62	4.53		4.22
RockStar <sup>db</sup>	APH	108	114	104	Trial failed	109
Leverage <sup>db</sup>	APH			107		105
RGT Zanzibar	FEED	111	104	115		101
Avoca <sup>db</sup>						109
Wallaroo <sup>db</sup>						104
LRPB Major <sup>db</sup>	AH			104		107
Genie <sup>db</sup>	AH					105
Brumby <sup>db</sup>	APW					107
LRPB Optimus <sup>db</sup>						102
Denison <sup>db</sup>	FEED	106	108	97		111
Sundancer <sup>db</sup>	APH			106		102
Catapult <sup>db</sup>	AH	104	108	96		110
Brighton <sup>db</sup>				103		108
Coota <sup>db</sup>	APH	103	106	97		108
Valiant <sup>db</sup> CL Plus	AH	104	103	101		105
Sowing date		22 Apr	6 May	25 Apr	2 May	8 May
Rainfall J–M (mm)		229	373	184	157	221
Rainfall A–O (mm)		396	252	581	111	308

Special thanks to 2024 trial cooperator.

Learn more via the [NVT Long Term Yield Reporter](#)

Table 15: Coolah early season wheat.

Year		2020	2021	2022	2023	2024
Mean yield (t/ha)	Class	5.67	5.64		3.20	6.09
RGT Zanzibar	FEED	111	115	Compromised trial	101	112
Jumbuck <sup>db</sup>	AWW				101	109
Leverage <sup>db</sup>	APH				104	111
LRPB Major <sup>db</sup>	AH					108
Sundancer <sup>db</sup>	APH				98	108
Wallaroo <sup>db</sup>						102
Genie <sup>db</sup>	FEED				100	112
RockStar <sup>db</sup>	APH	100	101		103	111
Avoca <sup>db</sup>					104	103
Sunflex <sup>db</sup>	APH	101			103	107
Catapult <sup>db</sup>	AH		100		104	109
Coota <sup>db</sup>	APH	101	102		104	106
LRPB Optimus <sup>db</sup>					92	112
LRPB Raider <sup>db</sup>	APH	104	104		102	99
LRPB Nighthawk <sup>db</sup>	FEED	107	105		104	92
Sowing date		15 May	20 May	10 May	12 May	3 May
Rainfall J–M (mm)		341	279	293	148	180
Rainfall A–O (mm)		537	359	575	141	329

Special thanks to 2024 trial cooperator.

Learn more via the [NVT Long Term Yield Reporter](#)

Table 16: Gilgandra early season wheat.

Year		2020	2021	2022	2023	2024
Mean yield (t/ha)	Class		7.00	5.86	2.91	6.12
Jumbuck <sup>db</sup>	AWW	Compromised trial			114	110
Leverage <sup>db</sup>	APH			108	113	109
LRPB Optimus <sup>db</sup>						108
Sundancer <sup>db</sup>	APH			107	112	107
Genie <sup>db</sup>	FEED				98	106
Intrigue <sup>db</sup>	APH			101	116	105
RockStar <sup>db</sup>	APH		110	101	104	105
Brumby <sup>db</sup>	FEED				103	105
LRPB Major <sup>db</sup>	AH				109	105
Sunflex <sup>db</sup>	APH			101	102	104
Catapult <sup>db</sup>	AH		110	95	106	104
Coota <sup>db</sup>	APH		107	98	104	103
Avoca <sup>db</sup>					101	102
LRPB Scotch <sup>db</sup>	ASFT			111	98	100
LRPB Raider <sup>db</sup>	APH		103	96	109	101
Sowing date		21 Apr	11 May	9 May	26 Apr	19 Apr
Rainfall J–M (mm)		307	394	180	191	140
Rainfall A–O (mm)		431	325	586	131	261

Special thanks to 2024 trial cooperator.

Learn more via the [NVT Long Term Yield Reporter](#)

WHEAT

BARLEY

OAT

CANOLA

CHICKPEA

FABA BEAN

FIELD PEA

LUPIN

Table 17: Goonumbla early season wheat.

Year		2020	2021	2022	2023	2024
Mean yield (t/ha)	Class	5.32	7.08	5.34	3.86	
Jumbuck <sup>db</sup>	AWW				103	Compromised trial
Leverage <sup>db</sup>	APH			106	106	
Genie <sup>db</sup>	FEED				104	
Sundancer <sup>db</sup>	APH			103	104	
RockStar <sup>db</sup>	APH	103	106	100	107	
LRPB Major <sup>db</sup>	AH				108	
Avoca <sup>db</sup>					101	
Sunflex <sup>db</sup>	APH	103		101	104	
Coota <sup>db</sup>	APH	102	104	98	105	
Brumby <sup>db</sup>	FEED				107	
Catapult <sup>db</sup>	AH	101	105	95	107	
LRPB Scotch <sup>db</sup>	ASFT			109	96	
Brighton <sup>db</sup>					98	
LRPB Nighthawk <sup>db</sup>	FEED	104	97	107	93	
LRPB Raider <sup>db</sup>	APH	103	101	95	102	
Sowing date		22 Apr	7 May	10 May	12 May	9 May
Rainfall J–M (mm)		211	241	178	187	149
Rainfall A–O (mm)		541	277	358	179	342

Special thanks to 2024 trial cooperator.

Learn more via the [NVT Long Term Yield Reporter](#)

Table 18: Quandialla early season wheat.

Year		2020	2021	2022	2023	2024
Mean yield (t/ha)	Class	5.50	5.70	4.77	4.55	5.32
Triple 2 <sup>db</sup>						115
Wallaroo <sup>db</sup>					116	103
Avoca <sup>db</sup>					120	112
BigRed <sup>db</sup>	FEED		121	126	95	96
Stockade <sup>db</sup>	APW			112	108	106
RGT Zanzibar	FEED	113	113	115	111	94
Brighton <sup>db</sup>				101	120	113
RGT Accroc <sup>db</sup>	FEED	109	118	122	92	100
RGT Cesario <sup>db</sup>	FEED	108	115	122	90	96
Leverage <sup>db</sup>	APH			104	105	101
RockStar <sup>db</sup>	APH	102	109	98	108	107
Genie <sup>db</sup>	AH				108	103
LRPB Major <sup>db</sup>	AH			99	110	105
Sunflex <sup>db</sup>	AH	107		99	112	108
Mowhawk <sup>db</sup>	FEED					100
Sowing date		27 Apr	30 Apr	9 May	21 Apr	19 Apr
Rainfall J–M (mm)		175	262	197	178	207
Rainfall A–O (mm)		435	373	590	194	355

Special thanks to 2024 trial cooperator.

Learn more via the [NVT Long Term Yield Reporter](#)

Table 19: Trangie early season wheat.

Year		2020	2021	2022	2023	2024
Mean yield (t/ha)	Class			5.89	2.79	5.80
LRPB Optimus <sup>db</sup>		Compromised trial	Trial failed			109
Jumbuck <sup>db</sup>	AWW				104	104
Genie <sup>db</sup>	FEED				100	108
Leverage <sup>db</sup>	APH			113	108	107
Sundancer <sup>db</sup>	APH			110	104	105
RockStar <sup>db</sup>	APH			104	107	109
Brumby <sup>db</sup>	FEED				106	110
Sunflex <sup>db</sup>	APH			103	105	106
Catapult <sup>db</sup>	AH			98	109	108
LRPB Major <sup>db</sup>	AH				112	107
Coota <sup>db</sup>	APH			100	106	105
Intrigue <sup>db</sup>	APH			101	105	104
Wallaroo <sup>db</sup>						99
Avoca <sup>db</sup>					103	101
Valiant <sup>db</sup> CL Plus	FEED			102	98	104
Sowing date		7 May	11 May	26 Apr	9 May	29 Apr
Rainfall J–M (mm)		199	303	173	167	192
Rainfall A–O (mm)		394	271	623	152	298

Special thanks to 2024 trial cooperator.

Learn more via the [NVT Long Term Yield Reporter](#)

Table 20: Wongarbone early season wheat.

Year		2020	2021	2022	2023	2024
Mean yield (t/ha)	Class	5.17	6.60	5.33	2.69	6.14
RGT Zanzibar	FEED	99	107	118	96	115
LRPB Optimus <sup>db</sup>				108	110	106
Genie <sup>db</sup>	FEED				105	110
Leverage <sup>db</sup>	APH			108	109	102
Jumbuck <sup>db</sup>	AWW				103	103
RockStar <sup>db</sup>	APH	110	105	104	111	103
Brumby <sup>db</sup>	FEED				113	103
Sundancer <sup>db</sup>	APH			105	108	101
LRPB Major <sup>db</sup>	AH					97
Catapult <sup>db</sup>	AH		104	100	112	99
Sunflex <sup>db</sup>	APH	106		103	106	102
Coota <sup>db</sup>	APH	107	103	101	108	100
Intrigue <sup>db</sup>	APH			99	110	96
Avoca <sup>db</sup>					101	101
Valiant <sup>db</sup> CL Plus	FEED		99	102	101	105
Sowing date		23 Apr	3 May	26 Apr	6 May	29 Apr
Rainfall J–M (mm)		331	364	227	125	274
Rainfall A–O (mm)		516	345	751	161	361

Special thanks to 2024 trial cooperator.

Learn more via the [NVT Long Term Yield Reporter](#)

WHEAT

BARLEY

OAT

CANOLA

CHICKPEA

FABA BEAN

FIELD PEA

LUPIN



Table 21: Coolah long season wheat.

Year		2020	2021	2022	2023	2024
Mean yield (t/ha)	Class	6.37	5.55		3.31	6.03
Triple 2 <sup>db</sup>				No trial		121
Manning <sup>db</sup>	FEED	131	109		152	84
BigRed <sup>db</sup>	FEED		117		112	101
Anapurna	FEED	120	113		104	108
RGT Cesario <sup>db</sup>	FEED		121		110	88
RGT Accroc <sup>db</sup>	FEED	117	122		110	92
Stockade <sup>db</sup>	APW					107
DS Bennett <sup>db</sup>	FEED	99	111		116	84
Brighton <sup>db</sup>					111	106
Severn <sup>db</sup>	FEED		92		104	101
RGT Zanzibar	FEED	87	96		82	121
Willaura <sup>db</sup>	AH				113	110
Illabo <sup>db</sup>	AH	87	94		91	107
Longsword <sup>db</sup>	AWW	85	79		90	113
LRPB Nighthawk <sup>db</sup>	FEED	85	86		82	104
<b>Sowing date</b>		<b>27 Apr</b>	<b>20 Apr</b>		<b>19 Apr</b>	<b>14 Apr</b>
<b>Rainfall J–M (mm)</b>		<b>341</b>	<b>279</b>		<b>148</b>	<b>180</b>
<b>Rainfall A–O (mm)</b>		<b>537</b>	<b>359</b>		<b>141</b>	<b>329</b>

Special thanks to 2024 trial cooperator.

Learn more via the [NVT Long Term Yield Reporter](#)

Table 23: Woodstock long season wheat.

Year		2020	2021	2022	2023	2024
Mean yield (t/ha)	Class	6.78	7.14	6.08	6.19	
Anapurna	FEED	116	113	127	101	Compromised trial
LRPB Beaufort <sup>db</sup>	FEED	115	120	105	115	
BigRed <sup>db</sup>	FEED		113	128	98	
Longford <sup>db</sup>	FEED		109	131	93	
RGT Accroc <sup>db</sup>	FEED	109	116	121	98	
RGT Cesario <sup>db</sup>	FEED	109	112	128	91	
Stockade <sup>db</sup>	APW			106	107	
RGT Zanzibar	FEED	111	111	102	112	
RGT Waugh <sup>db</sup>	FEED	109	105	131	87	
Illabo <sup>db</sup>	APH	100	102	93	105	
Mammoth <sup>db</sup>	FEED		103	90	108	
Valiant <sup>db</sup> CL Plus	AH		98	82	109	
LRPB Nighthawk <sup>db</sup>	AH	97	95	90	100	
Willaura <sup>db</sup>	AH				111	
DS Bennett <sup>db</sup>	ASW	90	99	89	100	
<b>Sowing date</b>		<b>15 Apr</b>	<b>14 Apr</b>	<b>12 Apr</b>	<b>13 Apr</b>	<b>15 Apr</b>
<b>Rainfall J–M (mm)</b>		<b>156</b>	<b>213</b>	<b>229</b>	<b>160</b>	<b>287</b>
<b>Rainfall A–O (mm)</b>		<b>542</b>	<b>419</b>	<b>582</b>	<b>287</b>	<b>1025</b>

Special thanks to 2024 trial cooperator, Phil Kingham.

Learn more via the [NVT Long Term Yield Reporter](#)

Table 22: Millthorpe long season wheat.

Year		2020	2021	2022	2023	2024
Mean yield (t/ha)	Class	6.65	8.30	6.82	6.50	
RGT Cesario <sup>db</sup>	FEED	109	115	127	95	Compromised trial
BigRed <sup>db</sup>	FEED		114	123	101	
RGT Accroc <sup>db</sup>	FEED	112	118	117	98	
Anapurna	FEED	108	113	119	103	
Longford <sup>db</sup>	FEED		112	125	97	
RGT Waugh <sup>db</sup>	FEED	98	110	127	93	
Mammoth <sup>db</sup>	FEED		103	98	110	
Stockade <sup>db</sup>	APW			97	100	
LRPB Beaufort <sup>db</sup>	FEED	109	114	89	102	
DS Bennett <sup>db</sup>	ASW	106	103	98	103	
RGT Zanzibar	FEED	105	105	91	104	
Manning <sup>db</sup>	FEED	91	101	113	99	
Einstein		93	100	109	87	
Brighton <sup>db</sup>					111	
Illabo <sup>db</sup>	APH	99	99	88	99	
<b>Sowing date</b>		<b>15 Apr</b>	<b>16 Apr</b>	<b>13 Apr</b>	<b>14 Apr</b>	<b>16 Apr</b>
<b>Rainfall J–M (mm)</b>		<b>324</b>	<b>366</b>	<b>254</b>	<b>277</b>	<b>302</b>
<b>Rainfall A–O (mm)</b>		<b>661</b>	<b>534</b>	<b>817</b>	<b>353</b>	<b>525</b>

Special thanks to 2024 trial cooperator, Matt McRae.

Learn more via the [NVT Long Term Yield Reporter](#)

WHEAT

BARLEY

OAT

CANOLA

CHICKPEA

FABA BEAN

FIELD PEA

LUPIN

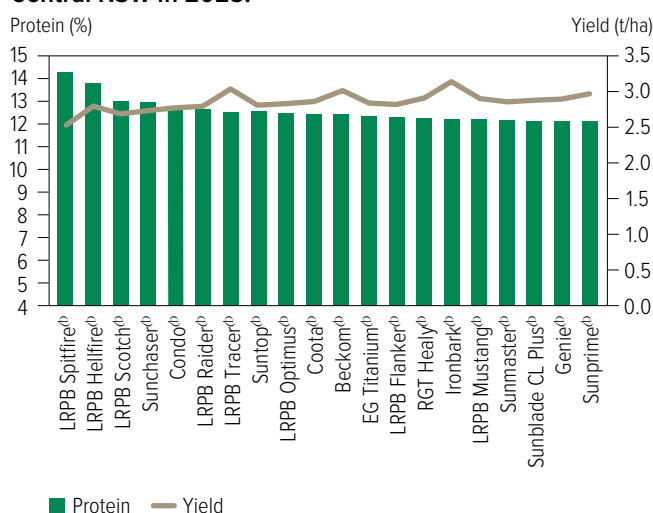
## Wheat variety quality – Central New South Wales

Grain quality for individual varieties varies from site to site and from year to year. However, long-term and across-site trends highlight varieties that can consistently achieve high protein percentage, high test weight or low grain screenings under a wider range of environments.

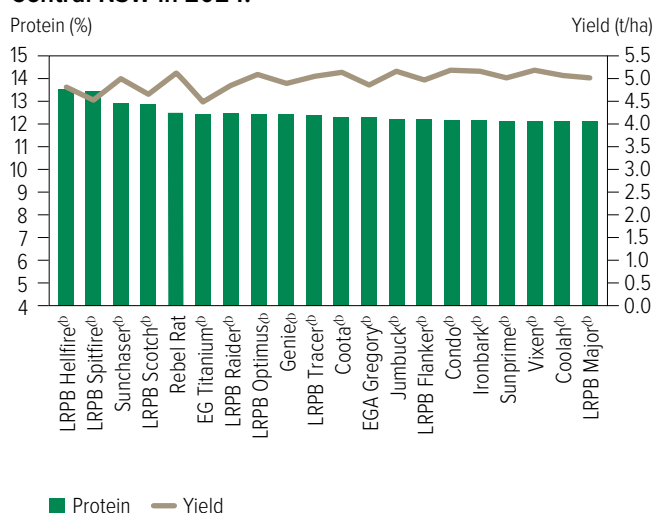
The following figures show the grain quality trends as histograms from 2023 and 2024 NVT averaged for trials in the Central New South Wales region. Only the varieties evaluated at every site are included. These are plotted in order of performance, up to a maximum of 20.

### Protein and yield comparisons

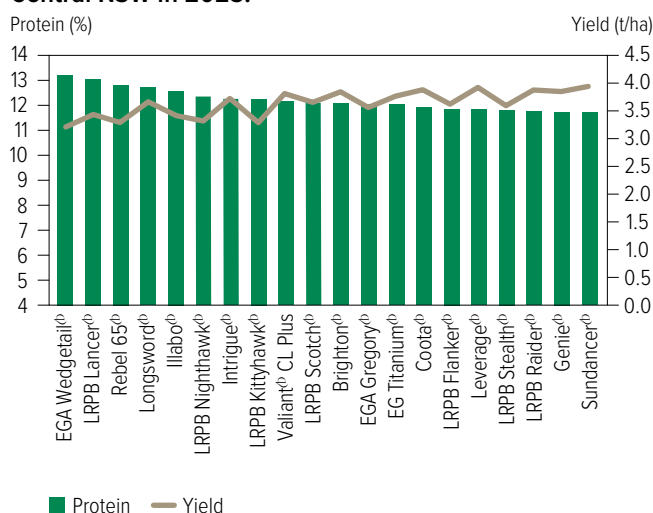
**Figure 1: Protein (%) and yield (t/ha) comparisons for main season wheat varieties from nine NVT sites in Central NSW in 2023.**



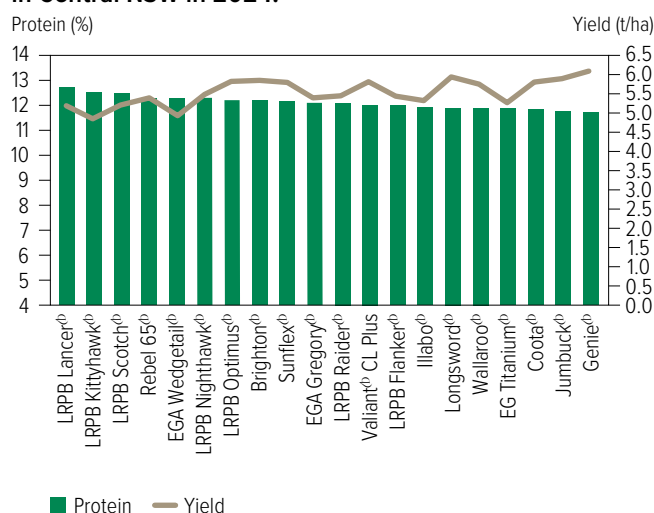
**Figure 2: Protein (%) and yield (t/ha) comparisons for main season wheat varieties from seven NVT sites in Central NSW in 2024.**



**Figure 3: Protein (%) and yield (t/ha) comparisons for early season wheat varieties from seven NVT sites in Central NSW in 2023.**



**Figure 4: Protein (%) and yield (t/ha) comparisons for early season wheat varieties from six NVT sites in Central NSW in 2024.**



WHEAT

BARLEY

OAT

CANOLA

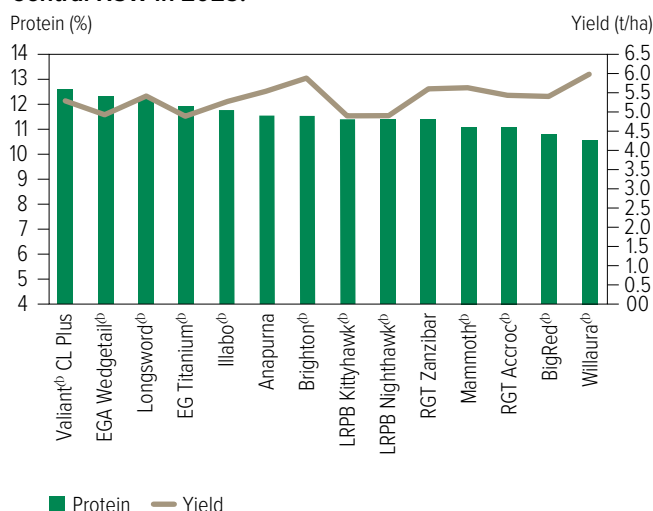
CHICKPEA

FABA BEAN

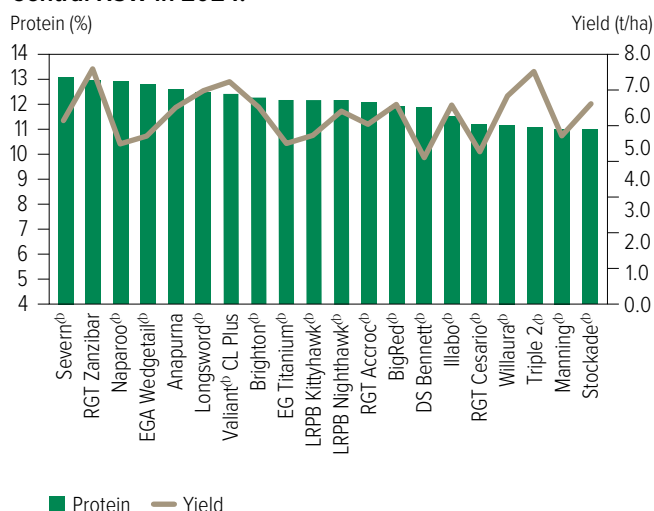
FIELD PEA

LUPIN

**Figure 5: Protein (%) and yield (t/ha) comparisons for long season wheat varieties from three NVT sites in Central NSW in 2023.**

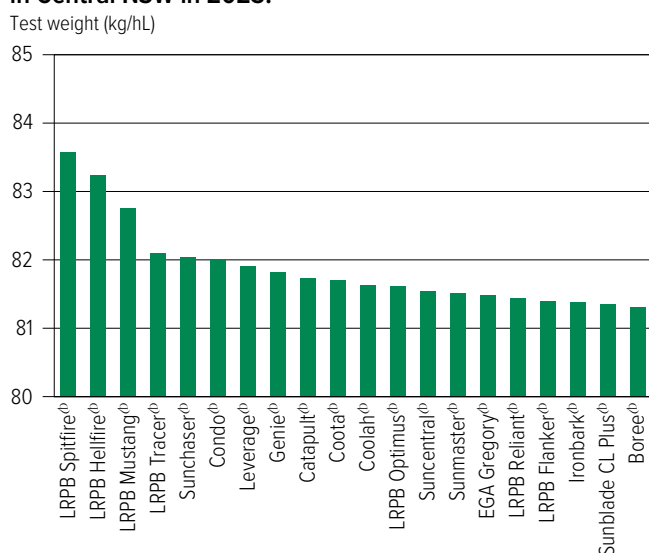


**Figure 6: Protein (%) and yield (t/ha) comparisons for long season wheat varieties from one NVT site in Central NSW in 2024.**

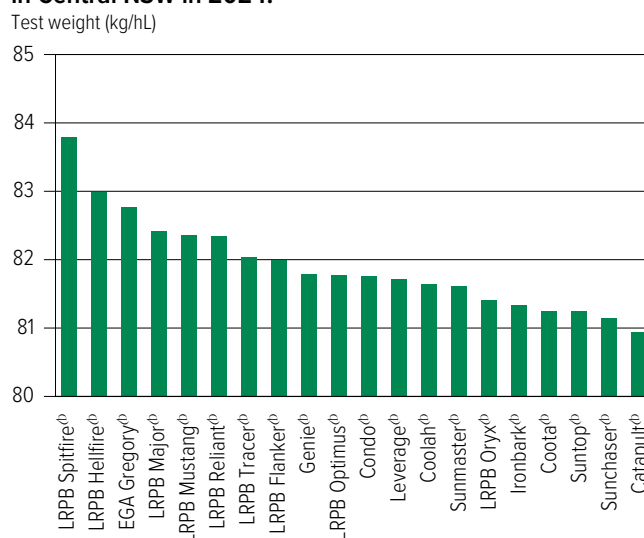


## Test weight comparisons

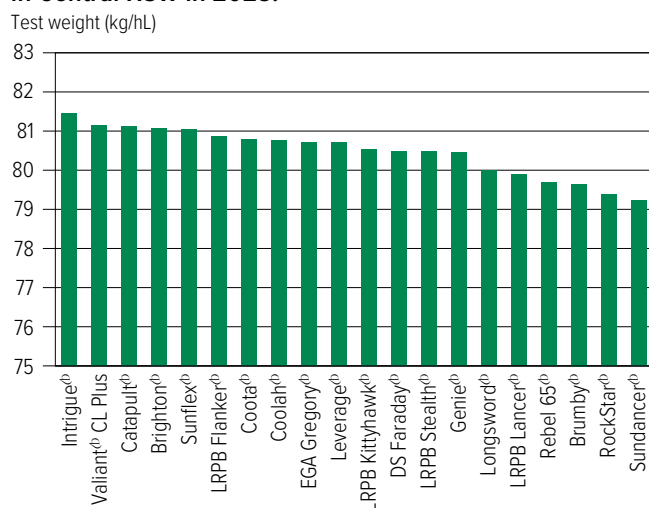
**Figure 7: Test weight (kg/hL) comparisons for main season wheat varieties from nine NVT sites in Central NSW in 2023.**



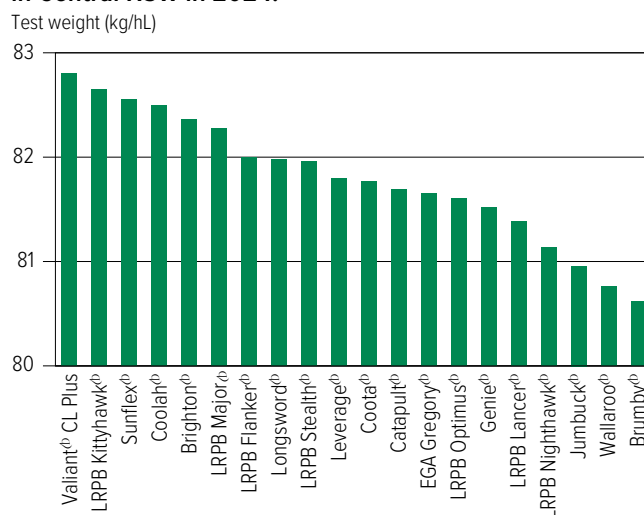
**Figure 8: Test weight (kg/hL) comparisons for main season wheat varieties from seven NVT sites in Central NSW in 2024.**



**Figure 9: Test weight (kg/hL) comparisons for early season wheat varieties from seven NVT sites in Central NSW in 2023.**



**Figure 10: Test weight (kg/hL) comparisons for early season wheat varieties from six NVT sites in Central NSW in 2024.**



WHEAT

BARLEY

OAT

CANOLA

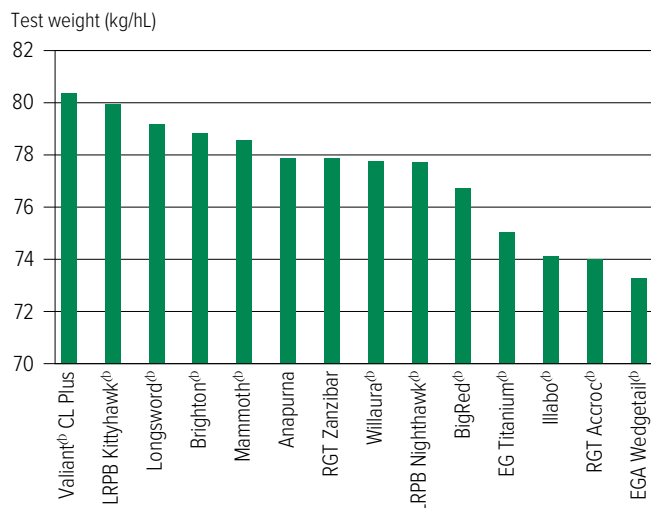
CHICKPEA

FABA BEAN

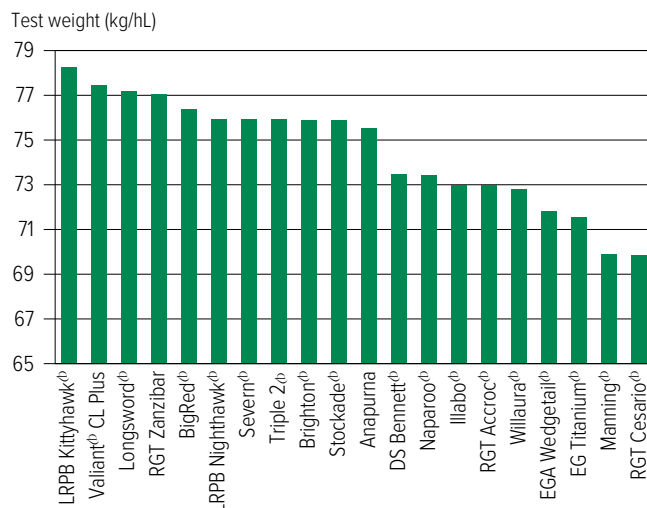
FIELD PEA

LUPIN

**Figure 11: Test weight (kg/hL) comparisons for long season wheat varieties from three NVT sites in Central NSW in 2023.**

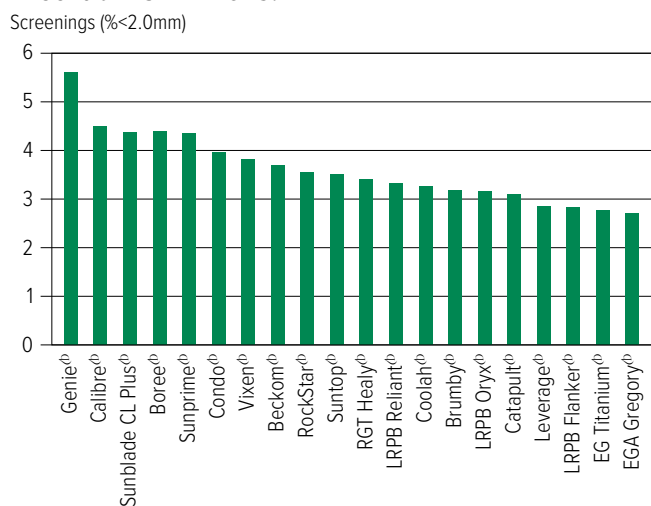


**Figure 12: Test weight (kg/hL) comparisons for long season wheat varieties from one NVT site in Central NSW in 2024.**

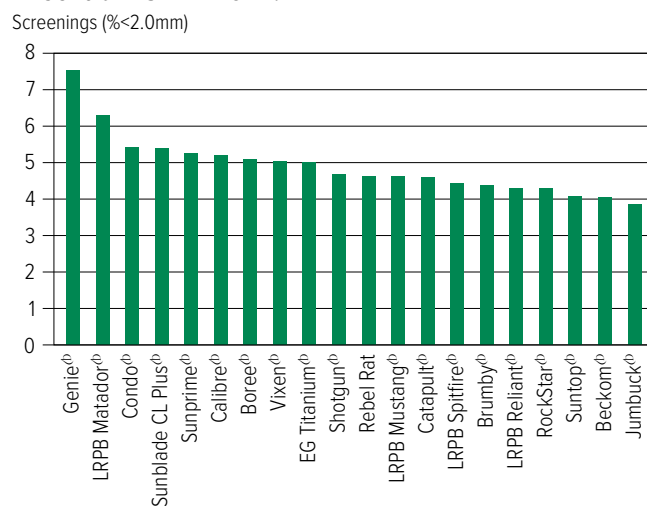


## Screenings comparisons

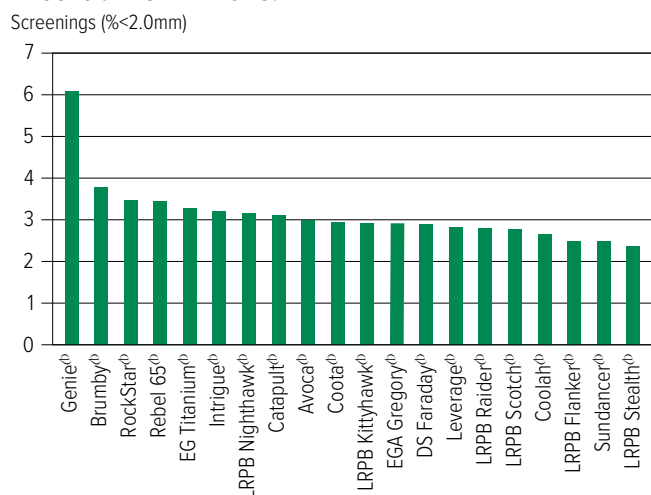
**Figure 13: Screenings (<2.0mm) comparisons for main season wheat varieties from nine NVT sites in Central NSW in 2023.**



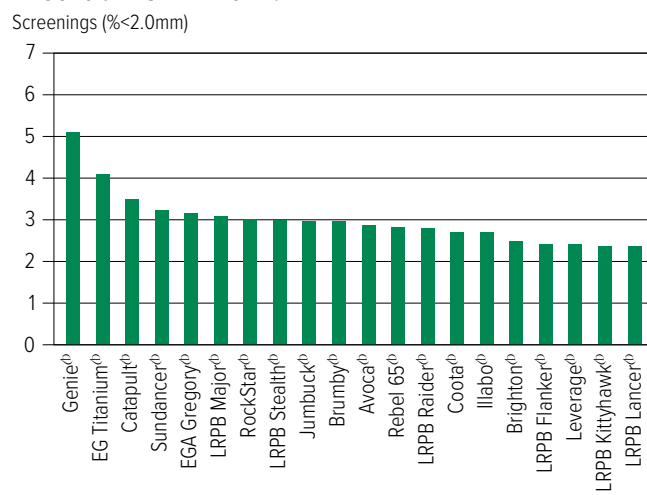
**Figure 14: Screenings (<2.0mm) comparisons for main season wheat varieties from seven NVT sites in Central NSW in 2024.**



**Figure 15: Screenings (<2.0mm) comparisons for early season wheat varieties from seven NVT sites in Central NSW in 2023.**



**Figure 16: Screenings (<2.0mm) comparisons for early season wheat varieties from six NVT sites in Central NSW in 2024.**



WHEAT

BARLEY

OAT

CANOLA

CHICKPEA

FABA BEAN

FIELD PEA

LUPIN



Figure 17: Screenings (<2.0mm) comparisons for long season wheat varieties from three NVT sites in Central NSW in 2023.

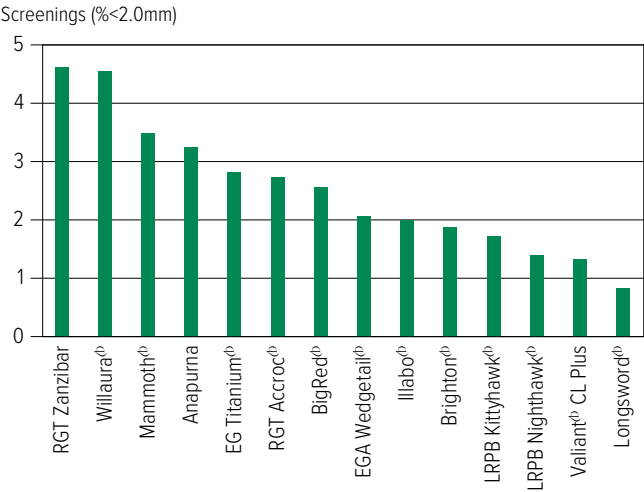
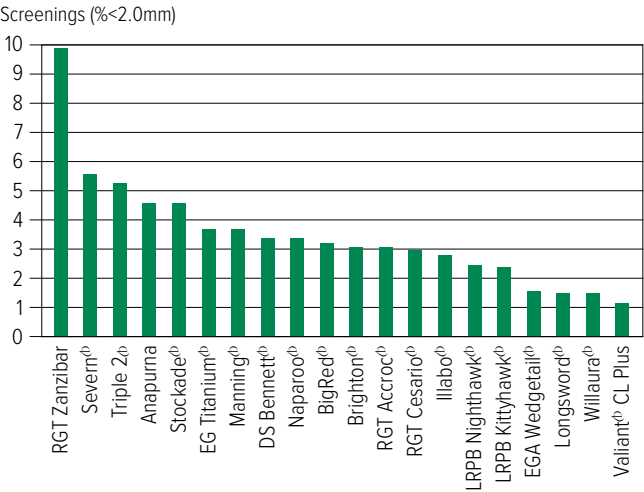


Figure 18: Screenings (<2.0mm) comparisons for long season wheat varieties from one NVT site in Central NSW in 2024.



## Wheat variety disease ratings – New South Wales

The following tables contain varietal ratings for the predominant diseases of wheat in New South Wales. These ratings are updated annually by crop pathologists and were released in March 2025.

Selected varieties of most relevance to New South Wales growers are listed in alphabetical order and disease ratings are colour-coded to match resistance and tolerance ratings.

**Table 24: Wheat disease guide for New South Wales.**

Variety	Crown rot	Leaf rust	Stem rust	Stripe rust (east coast resistance)	Powdery mildew	Septoria tritici blotch	Yellow leaf spot	RLN resistance ( <i>Pratylenchus thornei</i> )	RLN tolerance ( <i>Pratylenchus thornei</i> )	RLN resistance ( <i>Pratylenchus neglectus</i> )	RLN tolerance ( <i>Pratylenchus neglectus</i> )	CCN	Black point
Anapurna	SVS	MS	MSS	RMR	RMR	MRMS	MRMS	S (P)		MS		MRMS	MSS
Ascot <sup>®</sup>	S	RMR	MRMS	MSS	S	S	MRMS	S	MI	S	MI	MR	S
Avoca <sup>®</sup>	MSS (P)	MSS	MRMS	MRMS	MS	MSS	MSS	MSS	MTMI (P)	R (P)	I (P)	S (P)	MRMS (P)
Ballista <sup>®</sup>	S	S	MR	MSS	SVS	SVS	MS	MRMS	MI	S	MTMI	MRMS	MS
Beckom <sup>®</sup>	S	MSS	MRMS	MRMS	S	S	MSS	MSS	TMT	S	MTMI	R	MRMS
BigRed <sup>®</sup>	MSS	MRMS	S	RMR	RMR	MR	MR	MS		MRMS		S	MR
Boa <sup>®</sup>	MSS (P)	MR	MS	MRMS	S	S	MRMS	VS	MI (P)	S	MT (P)	R (P)	S (P)
Boree <sup>®</sup>	S	S	MR	SVS	VS	SVS	MRMS	MSS	MII	S	I	MSS	S
Borlaug 100 <sup>®</sup>	MSS	MR	MR	SVS		MSS	MRMS	MS	TMT	S	T	MS	MSS
Brighton <sup>®</sup>	S	S	MRMS	MRMS	SVS	S	MRMS	MS	MTMI	S	VI (P)	R	MS
Brumby <sup>®</sup>	S	SVS	MR	MS	MSS	S	MRMS	MS	MI	MRMS	TMT	MRMS	MSS
Calibre <sup>®</sup>	S	S	MR	S	MSS	S	MRMS	MSS	MII	S	MT	MRMS	MSS
Catapult <sup>®</sup>	MSS	S	MR	S	S	MSS	MRMS	MS	MT	S	MII	R	S
Chief CL Plus <sup>®</sup>	MSS	MR	MR	SVS	SVS	S	MRMS	MSS	IVI	MRMS	MT	MS	MS
Condo <sup>®</sup>	S	S	MR	MRMS/MS	S	S	MS	MS	TMT	S	MT	MR	MS
Coolah <sup>®</sup>	MSS	RMR	MR	MSS	MSS	MSS	MSS	MS	MT	S	MT	S	S
Coota <sup>®</sup>	MSS	MR	RMR	S	S	S	MSS	MS	MTMI	MR	MI	MR	MS
Cutlass <sup>®</sup>	S	RMR	R	MSS	MSS	MSS	MSS	MSS	MI	MSS	MT	MR	MS
Denison <sup>®</sup>	MSS	S	MS	S	S	MSS	MRMS	S	MI	S	MII	MS	MS
DS Bennett <sup>®</sup>	VS	SVS	MS	S	R	MSS	MRMS	S		S		S	MSS
DS Pascal <sup>®</sup>	S	MRMS	MSS	MRMS	RMR	MSS	MS	S	IVI	S	MTMI	S	MS
EG Jet <sup>®</sup>	S	MSS	S	MRMS	MSS	MSS	MRMS	S	I	S	MI	MRMS	MS
EG Titanium <sup>®</sup>	MSS	MS	MS	MR	S	MSS	MSS	MSS	MTMI	MSS	MTMI	R	MSS
EGA Gregory <sup>®</sup>	S	MR	MR	MS	MSS	MSS	S	MSS	MT	S	MTMI	S	MSS
EGA Wedgetail <sup>®</sup>	S	MSS	MRMS	MS	MSS (P)	MSS	MSS	VS	MII	S	MII	S	MS
Genie <sup>®</sup>	MS (P)	S	MRMS	MSS	SVS	S	MRMS (P)	MRMS	IVI (P)	MS (P)	IVI (P)	MSS (P)	MS
Hammer CL Plus <sup>®</sup>	MSS	S	MR	MS	S	MSS	MRMS	S	I	MSS	MTMI	MRMS	MRMS
Illabo <sup>®</sup>	S	S	MR	MRMS	RMR	MSS	MS	MSS	MII	MSS	MI	MRMS	MRMS
Intrigue <sup>®</sup>	MSS	MR	MR	MR	S	MSS	MS	MRMS	TMT	S	MT (P)	MS	S
Ironbark <sup>®</sup>	MSS (P)	MRMS	MS	MR	S	S	MSS	MR (P)	MTMI (P)	S	IVI (P)	MS (P)	
Jillaroo <sup>®</sup>	S	S	MS	S	S	S	MS	MS (P)	MII	S	I	MS	MS
Jumbuck <sup>®</sup>	MSS (P)	RMR	MRMS	MRMS	MSS	MSS	MS	MSS	TMT (P)		T (P)	R (P)	MS (P)
Kingston <sup>®</sup>	S	S	S	MSS	S	S	MSS	MR	MTMI	S	MTMI	R	MSS
Lancelin <sup>®</sup>	S	MSS	MRMS	MSS	S	SVS	MRMS	MS	TMT	SVS	MI (P)	MRMS	MSS (P)
Leverage <sup>®</sup>	S	RMR	MR	MRMS	SVS	S	MRMS	MS	TMT	S	TMT (P)	MS	S
Longford <sup>®</sup>	MSS	RMR	RMR	RMR	RMR	MRMS/S	MRMS	S		S		MS	MRMS
Longsword <sup>®</sup>	MSS	MSS	MR	MRMS/MS	S	MS	MRMS	MRMS	MI	MRMS	VI	MRMS	MS
LRPB Anvil <sup>®</sup> CL Plus	MSS	SVS	MR	S	SVS	VS	MSS	S	VI	MSS	MII	MS	S
LRPB Avenger <sup>®</sup>	S	SVS	MS	S	SVS	S	MS	MRMS	MI	MSS	MI	MRMS	MRMS
LRPB Beaufort <sup>®</sup>	S	MSS	SVS	RMR	R (P)	S	MRMS	MSS	MT	MS	MI	MS	MRMS
LRPB Flanker <sup>®</sup>	MSS	RMR	MR	MS	S	S	MSS	MSS	MT	S	MT	S	MS

Continued on next page

Table 24: Wheat disease guide for New South Wales (continued).

Variety	Crown rot	Leaf rust	Stem rust	Stripe rust (east coast resistance)	Powdery mildew	Septoria tritici blotch	Yellow leaf spot	RLN resistance ( <i>Pratylenchus thornei</i> )	RLN tolerance ( <i>Pratylenchus thornei</i> )	RLN resistance ( <i>Pratylenchus neglectus</i> )	RLN tolerance ( <i>Pratylenchus neglectus</i> )	CCN	Black point
LRPB Hellfire <sup>db</sup>	MSS	MSS	MR	MRMS	SVS	S	MSS	MSS	MI	MSS	MTMI	MS	S
LRPB Impala <sup>db</sup>	MSS	SVS	MR	MRMS	MR	SVS	MSS	S	MII	SVS	MTMI	MSS	MS
LRPB Kittyhawk <sup>db</sup>	SVS	MR	MRMS	MR	MS	MRMS	MRMS	S	I	S	MI	S	MRMS
LRPB Lancer <sup>db</sup>	MSS	RMR	R	RMR	MR	MSS	MS	MS	TMT	S	MTMI	S	MRMS
LRPB Major <sup>db</sup>	MSS	MR	MRMS	MRMS	MRMS	MSS	MS	MSS	MTMI	S	MI (P)	MRMS	MSS
LRPB Matador <sup>db</sup>	S	MSS	MS	MS	MSS	S	MRMS	MS	MT	S		MS (P)	MRMS (P)
LRPB Mustang <sup>db</sup>	MSS	MSS	MRMS	MRMS	MRMS	S	MSS	MSS	MTMI	S	MI	MR	MS
LRPB Nighthawk <sup>db</sup>	MSS	MS	RMR	MR	SVS	MS	MS	MS	MI	MSS	IVI	MS	MS
LRPB Optimus <sup>db</sup>	MSS	RMR	MR	MRMS	MSS	S	MSS	MS	MTMI	MSS	I (P)	MS	MS
LRPB Oryx <sup>db</sup>	MSS	RMR#	MR	MRMS	MR	SVS	MSS	MSS	IVI	MSS	MII	S	MS
LRPB Parakeet <sup>db</sup>	MSS	RMR	MR	MR	SVS	SVS	MSS	S	MII	MRMS	MT	MS	MS
LRPB Raider <sup>db</sup>	S	RMR	RMR	MR	MSS	S	MSS	MS	TMT	MSS	MT	S	MSS
LRPB Reliant <sup>db</sup>	MS	RMR	R	MR	MS	S	S	MSS	TMT	SVS	MTMI	MSS	MS
LRPB Scotch <sup>db</sup>	S	MR#	MSS	MRMS	MR	S	MRMS	S	MI	MS	MTMI	MS	MS
LRPB Spitfire <sup>db</sup>	MS	MS	MR	MRMS	SVS	S	S	MS	MTMI	MSS	MI	MS	MSS
LRPB Stealth <sup>db</sup>	MSS	RMR	R	RMR	MRMS	MSS	MS	S	MTMI	MSS	MTMI	S	MRMS
LRPB Tracer <sup>db</sup>	S (P)	MRMS	MS	MRMS	MSS	S	MSS	MSS	MT (P)	S	MT (P)	R (P)	SVS (P)
LRPB Trojan <sup>db</sup>	MS	MR	MRMS	S	S	S	MSS	MSS	MI	MSS	MT	MS	MS
Mammoth <sup>db</sup>	S	MRMS	MR	MSS	SVS	MSS	MRMS	MRMS	MI	MSS	I	MSS	MS
Manning <sup>db</sup>	VS	MSS	MR	MR	MRMS	MRMS/S	MRMS	S		MSS		S	S
Mowhawk <sup>db</sup>		MR (P)	RMR (P)			MSS (P)	MRMS (P)						
Naparoo <sup>db</sup>	S	MS	MRMS	MRMS	MR (P)	S	MRMS	S	MI	SVS	I		
Packer <sup>db</sup>	MS (P)	MR	MR	MRMS	MSS	MSS	MS	S	MII (P)	S	MI (P)	R (P)	S (P)
Razor CL Plus <sup>db</sup>	S	S	MRMS	MRMS	MSS	SVS	MSS	MS	MI	S	MT	MR	MS
Rebel 65 <sup>db</sup>	S	MRMS	MSS (RMR)	MSS		SVS	MSS	MRMS	MT	S	TMT	MSS	MSS
Rebel Rat	MSS	MRMS	MRMS	MSS	VS	MSS	MRMS	MSS	MT	S	T	MRMS	MSS
Reilly <sup>db</sup>	S	MSS	MRMS	MS	MSS	S	S	MSS	MTMI	MS	MTMI	R	MSS
RGT Accroc <sup>db</sup>	SVS	S	MRMS	MRMS	MRMS	MS	MRMS	MSS		MS		S	MRMS
RGT Calabro	SVS	MS	MS	MRMS	RMR	MRMS	MR	MS		S	VI	S	MS
RGT Cesario <sup>db</sup>	VS	RMR	RMR	MRMS	RMR	MRMS	MR	MSS		MRMS		MSS (P)	R (P)
RGT Healy <sup>db</sup>	S	MR	MRMS	MRMS	S	MSS	MSS	MR	MT	MSS	MT	MR	MRMS
RGT Ponsford <sup>db</sup>	MSS	MR	RMR	MS	MSS	MSS	MS	S	IVI	MSS	MT	MRMS	S
RGT Waugh <sup>db</sup>	S	S	MS	MR	RMR	MRMS#	MRMS	MSS		MSS		MS	MRMS
RGT Zanzibar	S	SVS	VS	RMR	RMR	MSS	MS	MS (P)	MI	S	MI (P)	MSS	MRMS
RockStar <sup>db</sup>	S	S	MRMS	S	SVS	S	MRMS	MS	MI	MRMS	I	MSS	MSS
Rottnest <sup>db</sup>		VS (P)	S (P)	SVS (P)	SVS (P)	SVS (P)	MRMS (P)						
Scepter <sup>db</sup>	MSS	MSS	MRMS	S	SVS	S	MRMS	MSS	MT	S	MTMI	MRMS	MS
SEA Condamine	MSS	RMR	MRMS	MSS	MSS	VS	MSS	MS	MT	S	MT	S	MRMS
Severn <sup>db</sup>	S	MR	MRMS	MR	RMR	MSS	MRMS	MRMS		S		MSS (P)	MR
Sheriff CL Plus <sup>db</sup>	S	SVS	MS	SVS	SVS	S	MRMS	MS	I	MRMS	MTMI	MS	MS
Shotgun <sup>db</sup>	MS (P)	MSS	MRMS	MSS	S	S (P)	MRMS	MRMS	TMT (P)	MS (P)	MI (P)	R (P)	S (P)
Stockade <sup>db</sup>	S	MR	MS	MR	SVS	MS	MRMS	MSS	MTMI	S	MT	MRMS	MRMS
Stockman <sup>db</sup>	S	MR	MS	MRMS (P)	SVS	S (P)	MSS (P)	S	MI	MRMS		S	S (P)
Sunblade CL Plus <sup>db</sup>	S	MSS	MS	MRMS	S	S	MSS	MRMS	MT	MSS	MI	MSS	MRMS
Suncentral <sup>db</sup>	MSS	RMR	MRMS	MS	SVS	S	MSS	MRMS	MT	MRMS	MI	S	MRMS
Sunchaser <sup>db</sup>	MSS	R	MR	RMR	SVS	S	MS	MSS	MT	MSS	MTMI	MSS	MRMS
Sundancer <sup>db</sup>	MSS	RMR	MR	MR	S	MSS	MS	MS	MTMI	MSS	MTMI (P)	MS	S
Sunflex <sup>db</sup>	MSS	RMR	MR	MRMS	S	SVS	MS	MSS	MI	S	MI	MS	MSS
Sunmaster <sup>db</sup>	MSS	RMR	MS	MRMS	S	S	MSS	MS	TMT	MRMS	MTMI	MSS	MR

Continued on next page

Table 24: Wheat disease guide for New South Wales (continued).

Variety	Crown rot	Leaf rust	Stem rust	Stripe rust (east coast resistance)	Powdery mildew	<i>Septoria tritici</i> blotch	Yellow leaf spot	RLN resistance ( <i>Pratylenchus thornei</i> )	RLN tolerance ( <i>Pratylenchus thornei</i> )	RLN resistance ( <i>Pratylenchus neglectus</i> )	RLN tolerance ( <i>Pratylenchus neglectus</i> )	CCN	Black point
Sunmax <sup>db</sup>	MSS	MS	MRMS	RMR	S	MSS	MS	MS	MI	S	MT	MRMS	MRMS
Sunprime <sup>db</sup>	S	MR	MS	MS		S	MSS	S	MTMI	S	MTMI	MS	MSS
Suntop <sup>db</sup>	MSS	MR	MRMS	MRMS	S	S	MSS	MRMS	TMT	S	MT	S	MSS
Tomahawk CL Plus <sup>db</sup>	MSS	S	MR	S	SVS	S	MRMS	MS	TMT	S	MI (P)	MRMS	S
Triple 2 <sup>db</sup>	MRMS (P)	MRMS	MR (P)	RMR (P)	MRMS	MR	MR (P)	MR		R (P)		MS (P)	S (P)
Valiant <sup>db</sup> CL Plus	MSS	S	MRMS	S	VS	MSS	MRMS	S (P)	VI	S	MII	MSS (P)	MRMS
Vixen <sup>db</sup>	S	SVS	MRMS	SVS	SVS	S	MRMS	MS	I	MRMS	I	MSS	MSS
Wallaroo <sup>db</sup>	MSS	RMR	RMR	RMR	S	MSS	MRMS	MRMS	MI	MS		R	MS
Willaura <sup>db</sup>	S	MRMS	MR	S	SVS	S	MS	MRMS	MTMI	MSS	MII	MS	MRMS
<b>DURUM</b>													
Bitalli <sup>db</sup>	SVS	MR	RMR	MRMS	S	MSS	MRMS	RMR	MI	MSS	MI	MSS	MS
Caparoi <sup>db</sup>	VS	RMR	MR	MRMS	S	MRMS/S	MRMS	MR	MT	MS	MI	MRMS (P)	MSS
DBA Bindaroi <sup>db</sup>	SVS	RMR	MR	MRMS	S	MS	MS	MR	MTMI	MRMS	MI	MS	MRMS
DBA Lillaroi <sup>db</sup>	SVS	RMR	RMR	MRMS	S	S	MRMS	RMR	MT	MRMS	MI	S	MS
DBA Mataroi <sup>db</sup>	SVS	MR	MRMS	MRMS	S	MSS	MRMS	RMR	MI	MS	MTMI	MRMS	MS
DBA Vittaroi <sup>db</sup>	SVS	RMR	MR	MRMS	MSS	MSS	MRMS	MR	MI	MS	I	S	MSS
DBA-Aurora <sup>db</sup>	SVS	RMR	RMR	MR	MSS	MRMS/S	MRMS	RMR	MT	MRMS	MI	MSS	MS
Hyperno <sup>db</sup>	SVS	RMR	RMR	MRMS	MSS	MS	MRMS	RMR	TMT	MS	MTMI	MS	MS
Jandaroi <sup>db</sup>	VS	RMR	MRMS (R)	MRMS	S (P)	MSS	MRMS	MRMS	MTMI	MS	MII	MS	MS
Patron <sup>db</sup>	SVS	RMR	RMR	MRMS	S	MRMS	MRMS	MR	MT	MRMS	T	S	MSS
Westcourt <sup>db</sup>	VS	RMR	RMR	MR	MSS	S	MRMS	MR	MTMI	MS	MI	MSS	MSS

Learn more via the [NVT Disease Ratings](#).

R = resistant, MR = moderately resistant, MS = moderately susceptible, S = susceptible, VS = very susceptible,

T = tolerant, MT = moderately tolerant, MI = moderately intolerant, I = intolerant, VI = very intolerant,

(P) = provisional rating, - hyphen indicates a range, / indicates pathotype differences, # warning, may be more susceptible to alternate pathotypes,

^ line contains a few susceptible off types, ( ) show outlier.

WHEAT

BARLEY

OAT

CANOLA

CHICKPEA

FABA BEAN

FIELD PEA

LUPIN



## Wheat variety maturity

The wheat-breeding members of Australian Crop Breeders have developed a consistent approach to the description of wheat variety maturity (relative heading date).

**Table 25: An industry guide for wheat variety maturity description.**

Maturity description	Abbreviation	Quick wheat boundary	Slow wheat boundary
SPRING WHEAT			
Very quick	VQ		Axe <sup>db</sup>
Very quick-quick	VQ-Q	> Axe <sup>db</sup>	Vixen <sup>db</sup>
Quick	Q	> Vixen <sup>db</sup>	Corack <sup>db</sup> /LRPB Mustang <sup>db</sup>
Quick-mid	Q-M	> Corack <sup>db</sup> /LRPB Mustang <sup>db</sup>	Mace <sup>db</sup> /Suntop <sup>db</sup>
Mid	M	> Mace <sup>db</sup> /Suntop <sup>db</sup>	LRPB Reliant <sup>db</sup> /Sheriff CL Plus <sup>db</sup> /LRPB Trojan <sup>db</sup>
Mid-slow	M-S	> LRPB Reliant <sup>db</sup> /Sheriff CL Plus <sup>db</sup> /LRPB Trojan <sup>db</sup>	Yitpi/EGA Gregory <sup>db</sup>
Slow	S	> Yitpi/EGA Gregory <sup>db</sup>	Sunzell
Slow-very slow	S-VS	> Sunzell	Sunmax <sup>db</sup>
Very slow	VS	> Sunmax <sup>db</sup>	
WINTER WHEAT			
Quick	Q		Illabo <sup>db</sup>
Mid	M	> Illabo <sup>db</sup>	RGT Accroc <sup>db</sup>
Slow	S	> RGT Accroc <sup>db</sup>	

Source: [Australian Crop Breeders Ltd](#)

WHEAT

BARLEY

OAT

CANOLA

CHICKPEA

FABA BEAN

FIELD PEA

LUPIN

## Wheat optimum time of sowing – an example for Central New South Wales

To achieve flowering in the ideal window and maximise yield, the optimum time of sowing is based on a combination of variety maturity and environment.

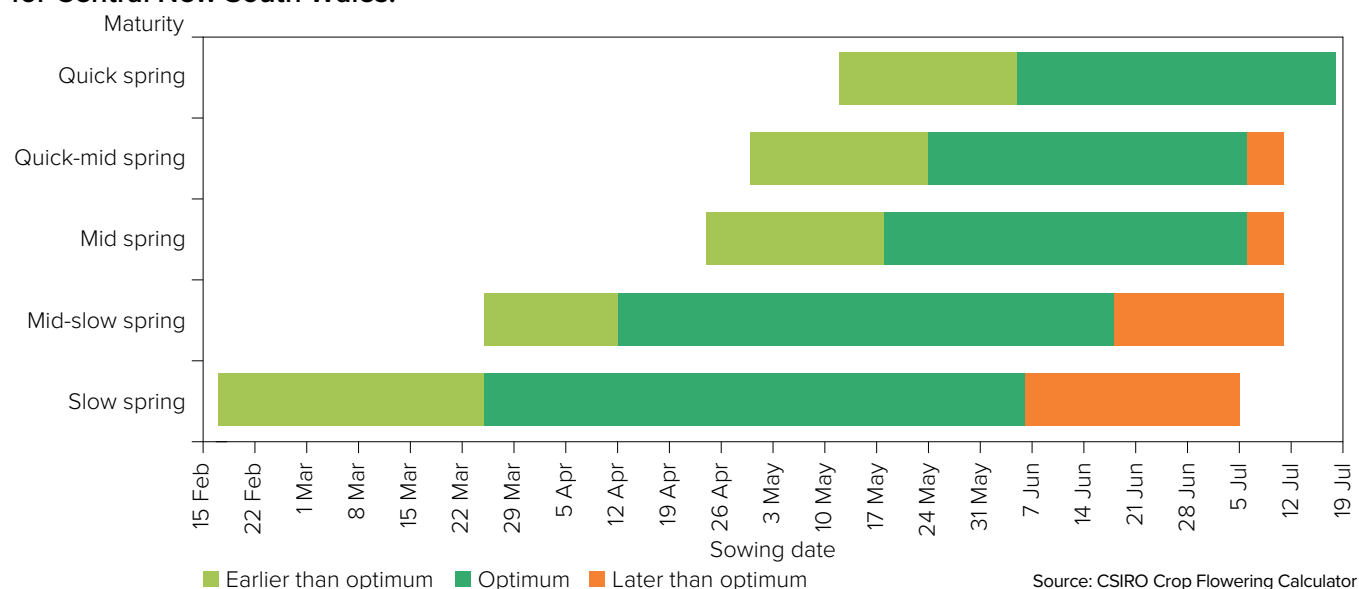
Growers and advisers are encouraged to use the [Crop Flowering Calculator](#) to compare the impact of specific variety selection and sowing date for the ideal flowering window at their own location. The Crop Flowering Calculator is a simple phenology (maturity) model that uses 60 years of local weather data to calculate a range of possible flowering dates for a specific environment for wheat, barley and canola.

The Crop Flowering Calculator helps optimise sowing programs by finding the variety or sowing time that best matches the optimal flowering window for a specific location. Select a location and crop type and then either 'Find a Variety' (to match a fixed sowing date), or find 'When to Sow' (to match a fixed variety).

This time of sowing guide (Figure 19) is automatically generated from the database that underpins the Crop Flowering Calculator. The guide presents the optimal sowing windows for generic varieties for a single location.

The Crop Flowering Calculator integrates the scientific outputs from several GRDC projects and Initiatives (CSP00187, CSP1901-002RTX, UOM1806-001RTX and CSP2206-012RTX) and brings together the diverse aspects of crop phenology (genetics, physiology and agronomy). This tool has been supported by CSIRO in partnership with GRDC through CSP2206-012RTX.

**Figure 19: Optimum time of sowing by variety maturity for Wellington as an example for Central New South Wales.**



**Disclaimer:** This Crop Flowering Calculator is a work in progress and is still undergoing development. The results provided have not yet been fully validated and should be interpreted with caution and used at your own discretion.

# BARLEY

## New barley varieties

The following information is for barley varieties released in the 12 months to the date when the MET analysis was published on NVT online. Please go to [nvt.grdc.com.au](http://nvt.grdc.com.au) to find trial results for any new varieties released since the publication of this harvest report.

Variety	Breeding company	Grain classification	End point royalty* (\$)	Comments supplied by breeding company <sup>1</sup>
Bigfoot CL <sup>Ⓓ</sup>	Australian Grain Technologies Pty Ltd	FEED	4.35	Bigfoot CL <sup>Ⓓ</sup> is very similar to popular northern variety Yeti <sup>Ⓓ</sup> but tolerant to Clearfield® Intervix® herbicide. It has good grain size and test weight, having a short stature and lower risk of lodging. It is feed quality only. Bigfoot CL <sup>Ⓓ</sup> has a quick-mid spring maturity.
Granite <sup>Ⓓ</sup> CL	InterGrain Pty Ltd	FEED	3.90	Granite <sup>Ⓓ</sup> CL is a new Clearfield® feed barley for low to medium rainfall barley producing areas across Australia. Granite <sup>Ⓓ</sup> CL provides a significant yield improvement over Rosalind <sup>Ⓓ</sup> with the added benefit of herbicide tolerance. Granite <sup>Ⓓ</sup> CL has a quick-mid spring maturity.
PegasusAX <sup>Ⓓ</sup>	Australian Grain Technologies Pty Ltd	FEED	4.15	PegasusAX <sup>Ⓓ</sup> carries CoAXium herbicide tolerance (Aggressor® AX herbicide) and is a derivative of Rosalind <sup>Ⓓ</sup> , with a similar plant type. It has similar grain size as some other high-yielding feed varieties and is feed quality only. PegasusAX <sup>Ⓓ</sup> has a quick-mid spring maturity.
RGT Atlantis <sup>Ⓓ</sup>	RAGT	Under malt evaluation	4.25	RGT Atlantis <sup>Ⓓ</sup> is a new waterlogging-tolerant barley with high yield potential in the medium to high-rainfall zones. It is bred from RGT Planet <sup>Ⓓ</sup> and has a similar maturity. It is the same plant structure and height as RGT Planet <sup>Ⓓ</sup> . RGT Atlantis <sup>Ⓓ</sup> has a quick-mid spring maturity.
Spinnaker <sup>Ⓓ</sup>	Secobra Recherches	Under malt evaluation	4.00	Spinnaker <sup>Ⓓ</sup> has (Fathom <sup>Ⓓ</sup> x RGT Planet <sup>Ⓓ</sup> ) x European malt breeding line heritage. It is two to three days earlier maturing than RGT Planet <sup>Ⓓ</sup> with a May planting and has slightly shorter plant height than RGT Planet <sup>Ⓓ</sup> .

\*EPR amount is ex-GST, <sup>Ⓓ</sup>denotes Plant Breeder's Rights apply. <sup>1</sup>All data in the table was provided by breeders. Readers should raise any issues with the displayed data directly with the breeder. Grain classification downloaded from [Grains Australia](http://Grains Australia) on 14/3/2025.

WHEAT

BARLEY

OAT

CANOLA

CHICKPEA

FABA BEAN

FIELD PEA

LUPIN

Refer to the latest *Crop Sowing Guide* for further information at [nvt.grdc.com.au/resources/crop-sowing-guides](http://nvt.grdc.com.au/resources/crop-sowing-guides)

Barley variety yield performance – Central New South Wales

Yield results are presented from the top-performing varieties within each NVT location in the region for the past five seasons. Results are presented (as a percentage) for each variety relative to the mean trial yield for the location within each year. Varieties are listed in descending order of average yield over the period. The Long Term Yield Reporter provides additional information on varieties not listed and can be viewed as a table or chart with error bars. Rainfall is provided for January to March (J–M) and April to October (A–O) and, where relevant, irrigation from April to October.

Table 1: Condobolin main season barley.					
Year	2020	2021	2022	2023	2024
Mean yield (t/ha)	4.50	5.32	5.84		3.94
Neo <sup>db</sup> CL*				Trial failed	122
Combat <sup>db</sup>		120	104		117
Spinnaker <sup>db</sup>			114		107
Cyclops <sup>db</sup>	105	110	101		111
Minotaur <sup>db</sup>	103	104	108		110
RGT Planet <sup>db</sup>	106	100	113		100
Rosalind <sup>db</sup>	98	102	107		112
Bigfoot CL <sup>db*</sup>					114
Zena <sup>db</sup> CL*		97	112		100
Leabrook <sup>db</sup>	101	109	96		109
Titan AX <sup>db*</sup>			92		102
Beast <sup>db</sup>	97	107	94		111
PegasusAX <sup>db*</sup>					105
Yeti <sup>db</sup>	90	99	102		114
Fathom <sup>db</sup>	101	106	92		102
Sowing date	25 May	26 May	15 Jun	3 Jun	22 May
Rainfall J–M (mm)	229	373	184	157	221
Rainfall A–O (mm)	396	252	581	111	308

Special thanks to 2024 trial cooperator.  
\* herbicide-tolerant variety. Learn more via the [NVT Long Term Yield Reporter](#)

Table 2: Gilgandra main season barley.					
Year	2020	2021	2022	2023	2024
Mean yield (t/ha)	4.02	6.93	5.80	2.68	5.19
Neo <sup>db</sup> CL*				100	105
Spinnaker <sup>db</sup>			107	99	104
Combat <sup>db</sup>		106	108	107	105
RGT Planet <sup>db</sup>	99	112	107	98	101
Minotaur <sup>db</sup>	111	106	103	95	104
Zena <sup>db</sup> CL*		108	104	98	100
PegasusAX <sup>db*</sup>					101
Yeti <sup>db</sup>	102	95	103	109	104
Bigfoot CL <sup>db*</sup>					104
Cyclops <sup>db</sup>	109	98	99	99	103
Rosalind <sup>db</sup>	100	99	102	105	102
Leabrook <sup>db</sup>	98	100	102	104	100
Laperouse <sup>db</sup>	104	95	99	103	103
Bottler <sup>db</sup>	97	103	100	96	98
Titan AX <sup>db*</sup>			101	104	98
Sowing date	19 May	18 May	24 May	17 May	19 May
Rainfall J–M (mm)	307	394	180	191	140
Rainfall A–O (mm)	431	325	586	131	261

Special thanks to 2024 trial cooperator.  
\* herbicide-tolerant variety. Learn more via the [NVT Long Term Yield Reporter](#)

Table 3: Goonumbla main season barley.					
Year	2020	2021	2022	2023	2024
Mean yield (t/ha)	5.11	6.78	5.54	3.86	
RGT Planet <sup>db</sup>	106	116	120	103	Compromised trial
Spinnaker <sup>db</sup>			115	103	
Zena <sup>db</sup> CL*		115	116	102	
Neo <sup>db</sup> CL*				105	
Combat <sup>db</sup>		102	107	102	
Bottler <sup>db</sup>	101	104	106	101	
Minotaur <sup>db</sup>	99	105	102	105	
Rosalind <sup>db</sup>	101	104	102	98	
Cyclops <sup>db</sup>	97	107	99	100	
Alestar <sup>db</sup>	100	102	103	98	
Leabrook <sup>db</sup>	101	96	99	99	
Commander <sup>db</sup>	99	93	98	99	
Laperouse <sup>db</sup>	97	96	89	99	
Titan AX <sup>db*</sup>			96	100	
Yeti <sup>db</sup>	99	92	89	99	
Sowing date	18 May	20 May	24 May	23 May	16 May
Rainfall J–M (mm)	211	241	178	187	149
Rainfall A–O (mm)	541	277	358	179	342

Special thanks to 2024 trial cooperator.  
\* herbicide-tolerant variety. Learn more via the [NVT Long Term Yield Reporter](#)

Table 4: Lake Cowal main season barley.					
Year	2020	2021	2022	2023	2024
Mean yield (t/ha)					
	No trial	No trial	No trial	No trial	Compromised trial
Sowing date					20 May
Rainfall J–M (mm)					212
Rainfall A–O (mm)					270

Special thanks to 2024 trial cooperator.



Table 5: Merriwa main season barley.

Year	2020	2021	2022	2023	2024
Mean yield (t/ha)	5.34	3.21	5.08		
Spinnaker <sup>db</sup>		115	119	No trial	No trial
RGT Planet <sup>db</sup>	101	106	122		
Zena <sup>db</sup> CL*		110	118		
Maximus <sup>db</sup> CL*	113	114	94		
Rosalind <sup>db</sup>	104	110	102		
Laperouse <sup>db</sup>	110	104	95		
Cyclops <sup>db</sup>	107	113	92		
Yeti <sup>db</sup>	111	101	95		
Combat <sup>db</sup>		97	103		
Minotaur <sup>db</sup>		97	98		
Bottler <sup>db</sup>	94	99	106		
Alestar <sup>db</sup>	91	103	106		
Leabrook <sup>db</sup>	99	96	99		
Spartacus CL <sup>db*</sup>	103	111	82		
La Trobe <sup>db</sup>	96	104	83		
Sowing date	28 May	26 May	17 Jun		
Rainfall J–M (mm)	354	286	301		
Rainfall A–O (mm)	411	251	600		

No 2024 trial cooperator.  
\* herbicide-tolerant variety. Learn more via the [NVT Long Term Yield Reporter](#)

Table 6: Nyngan main season barley.

Year	2020	2021	2022	2023	2024
Mean yield (t/ha)		4.22	5.77	0.84	4.17
Neo <sup>db</sup> CL*	Trial failed			100	107
Combat <sup>db</sup>		112	107	137	104
Spinnaker <sup>db</sup>			112	92	104
Minotaur <sup>db</sup>		103	109	90	111
Yeti <sup>db</sup>		103	101	140	108
RGT Planet <sup>db</sup>		111	110	75	97
Bigfoot CL <sup>db*</sup>					106
PegasusAX <sup>db*</sup>					103
Laperouse <sup>db</sup>		97	100	118	107
Zena <sup>db</sup> CL*		106	106	81	96
Rosalind <sup>db</sup>		99	101	130	99
Cyclops <sup>db</sup>		91	102	130	105
Leabrook <sup>db</sup>		104	99	115	99
Maximus <sup>db</sup> CL*		92	97	140	105
Titan AX <sup>db*</sup>			96	98	97
Sowing date	9 Jun	12 May	26 May	8 Jun	20 May
Rainfall J–M (mm)	66	240	125	95	183
Rainfall A–O (mm)	212	181	593	114	254

Special thanks to 2024 trial cooperator.  
\* herbicide-tolerant variety. Learn more via the [NVT Long Term Yield Reporter](#)

Table 7: Quandialla main season barley.

Year	2020	2021	2022	2023	2024
Mean yield (t/ha)	5.20	4.31	5.28	3.43	6.73
Neo <sup>db</sup> CL*				103	121
Spinnaker <sup>db</sup>		114	112	95	109
RGT Planet <sup>db</sup>	111	117	111	93	109
Minotaur <sup>db</sup>	115	104	106	108	109
Combat <sup>db</sup>		113	110	103	108
Zena <sup>db</sup> CL*		115	109	92	107
Cyclops <sup>db</sup>	112	101	102	113	106
Rosalind <sup>db</sup>	111	110	104	102	104
Fandaga <sup>db</sup>		114	111	90	107
Granite <sup>db</sup> CL*					103
RGT Atlantis <sup>db</sup>				91	105
PegasusAX <sup>db*</sup>					101
Bigfoot CL <sup>db*</sup>					104
Bottler <sup>db</sup>	100	102	103	94	103
Maximus <sup>db</sup> CL*	108	98	92	112	96
Sowing date	11 May	18 May	24 May	9 May	7 May
Rainfall J–M (mm)	175	262	197	178	207
Rainfall A–O (mm)	435	373	590	194	355

Special thanks to 2024 trial cooperator.  
\* herbicide-tolerant variety. Learn more via the [NVT Long Term Yield Reporter](#)

Table 8: Wongarbon main season barley.

Year	2020	2021	2022	2023	2024
Mean yield (t/ha)	5.14	6.90	5.90	1.75	5.62
Granite <sup>db</sup> CL*					117
Spinnaker <sup>db</sup>		110	114	90	115
Neo <sup>db</sup> CL*				99	110
Combat <sup>db</sup>		112	106	115	105
Bigfoot CL <sup>db*</sup>				122	124
Yeti <sup>db</sup>	116	95	90	128	123
Maximus <sup>db</sup> CL*	121	90	88	122	125
Rosalind <sup>db</sup>	107	103	102	107	110
PegasusAX <sup>db*</sup>					104
RGT Planet <sup>db</sup>	94	111	117	82	102
Cyclops <sup>db</sup>	115	105	101	102	98
Zena <sup>db</sup> CL*		108	114	83	103
Laperouse <sup>db</sup>	115	93	91	115	116
Minotaur <sup>db</sup>		106	103	97	96
Leabrook <sup>db</sup>	98	101	99	109	102
Sowing date	14 May	19 May	25 May	13 Jun	15 May
Rainfall J–M (mm)	331	364	227	125	274
Rainfall A–O (mm)	516	345	751	161	361

Special thanks to 2024 trial cooperator.  
\* herbicide-tolerant variety. Learn more via the [NVT Long Term Yield Reporter](#)

Barley variety quality – Central New South Wales

Grain quality for individual varieties varies from site to site and from year to year. However, long-term and across-site trends highlight varieties that can consistently achieve high protein percentage, high test weight or low grain screenings under a wider range of environments.

The following figures show the grain quality trends as histograms from 2023 and 2024 NVT averaged for trials in the Central New South Wales region. Only the varieties evaluated at every site are included. These are plotted in order of performance, up to a maximum of 20.

Protein and yield comparisons

Figure 1: Protein (%) and yield (t/ha) comparisons for main season barley varieties from five NVT sites in Central NSW in 2023.

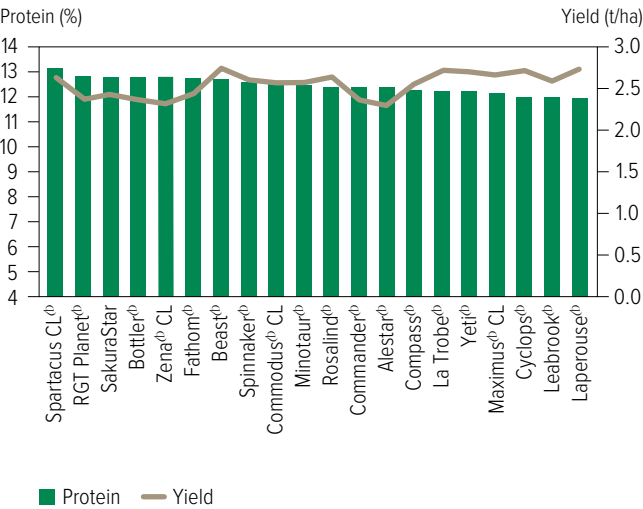
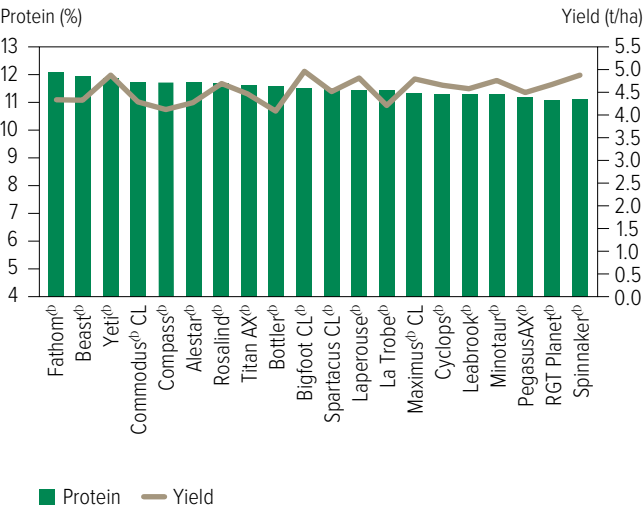


Figure 2: Protein (%) and yield (t/ha) comparisons for main season barley varieties from five NVT sites in Central NSW in 2024.



Test weight comparisons

Figure 3: Test weight (kg/hL) comparisons for main season barley varieties from five NVT sites in Central NSW in 2023.

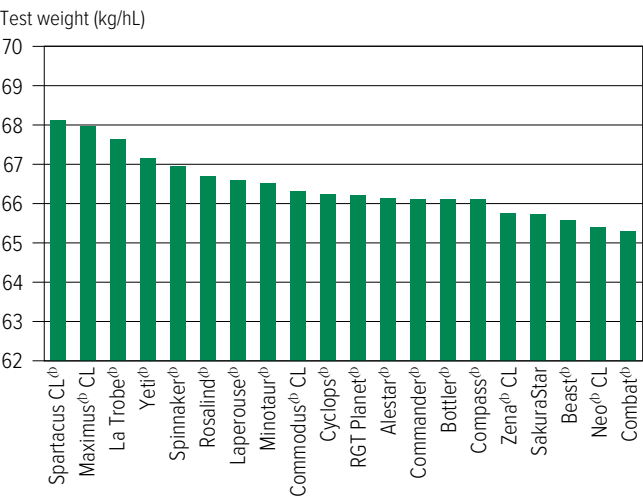
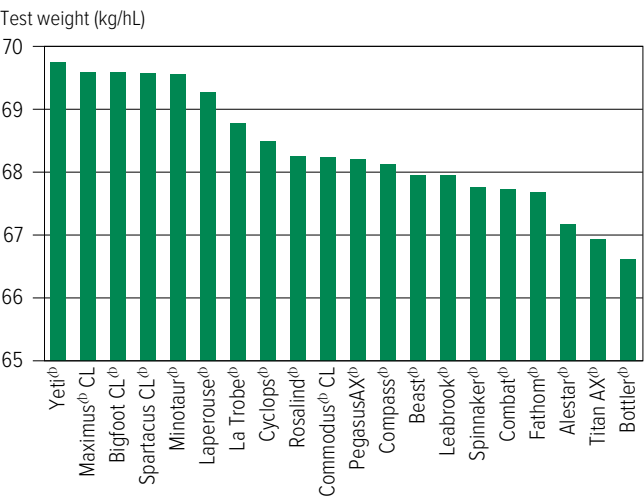


Figure 4: Test weight (kg/hL) comparisons for main season barley varieties from five NVT sites in Central NSW in 2024.



Screenings comparisons

Figure 5: Screenings (<2.2mm) comparisons for main season barley varieties from five NVT sites in Central NSW in 2023.

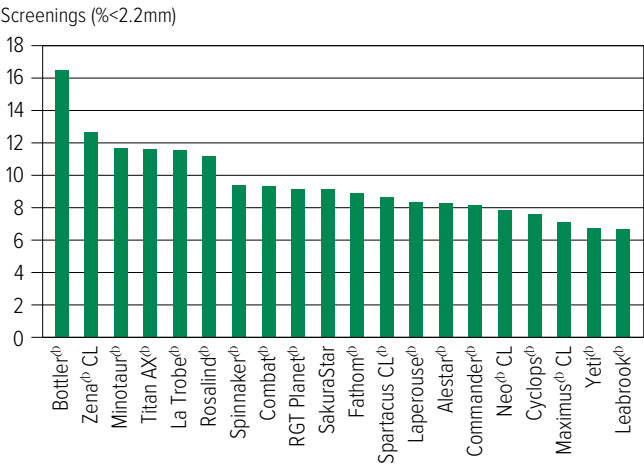
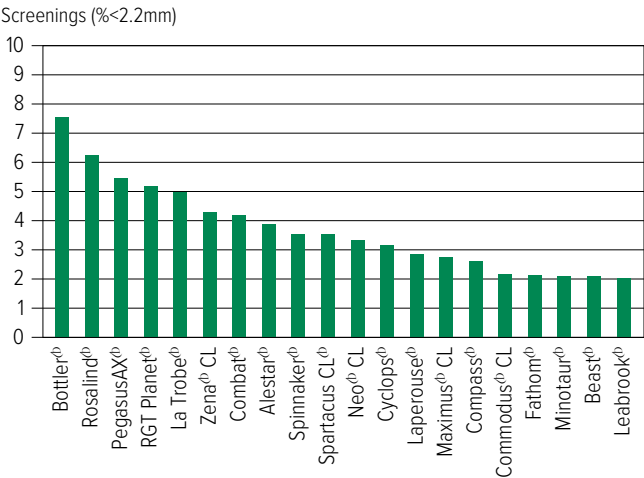


Figure 6: Screenings (<2.2mm) comparisons for main season barley varieties from five NVT sites in Central NSW in 2024.



Retention comparisons

Figure 7: Retention (>2.5mm) comparisons for main season barley varieties from five NVT sites in Central NSW in 2023.

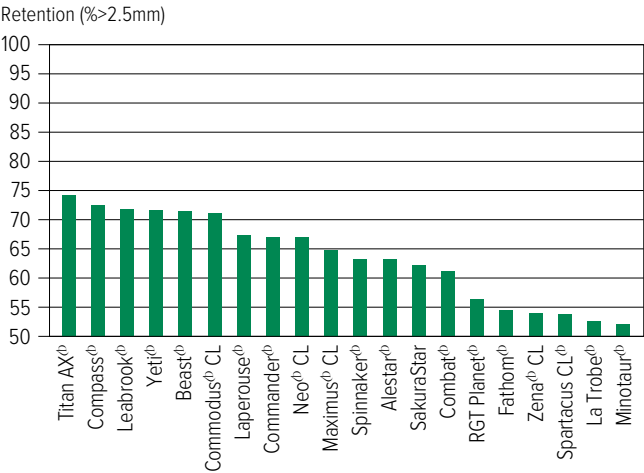
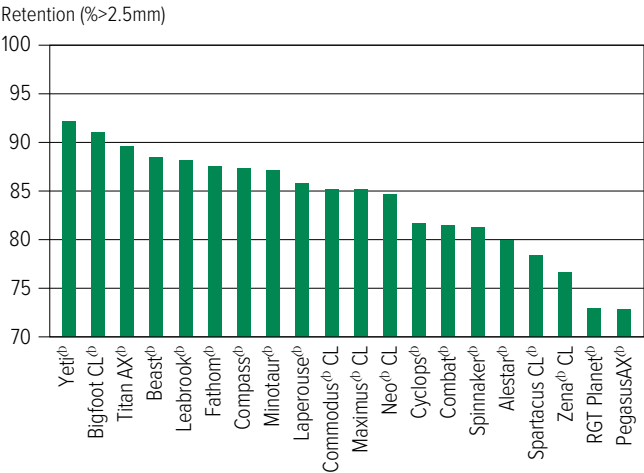


Figure 8: Retention (>2.5mm) comparisons for main season barley varieties from five NVT sites in Central NSW in 2024.



## Barley variety disease ratings – New South Wales

The following tables contain varietal ratings for the predominant diseases of barley in New South Wales. These ratings are updated annually by crop pathologists and were released in March 2025.

Selected varieties of most relevance to New South Wales growers are listed in alphabetical order and disease ratings are colour-coded to match resistance and tolerance ratings.

Table 9: Barley disease guide for New South Wales.

Variety	Leaf scald	Net form net blotch	Spot form net blotch	Powdery mildew	Leaf rust	Barley grass stripe rust (BGYR)	Crown rot	CCN	RLN resistance ( <i>Pratylenchus thornei</i> )	RLN tolerance ( <i>Pratylenchus thornei</i> )	RLN resistance ( <i>Pratylenchus neglectus</i> )	RLN tolerance ( <i>Pratylenchus neglectus</i> )	Ramularia
Alestar <sup>db</sup>	SVS	S	S	MRMS	MRMS	R	S	R <sup>a</sup> (P)	MR	MTMI	MR	I	SVS
Beast <sup>db</sup>	SVS	MSS	MS	S	S	R	S	MR	MRMS	TMT	MRMS	MI	SVS
Bigfoot CL <sup>db</sup>	SVS (P)	MRMS (P)	MRMS	S	SVS	RMR	MSS (P)	R	RMR (P)	TMT	MR		SVS
Bottler <sup>db</sup>	SVS	MRMS	MSS	RMR	MRMS	R	SVS		RMR	MI	MS	MT	SVS
Buff <sup>db</sup>	S	MS	S	S	SVS	R	S		MS	MI	MRMS	MT	SVS
Combat <sup>db</sup>	S	MSS	MR	MSS	MS	R	MSS	MR	MS	TMT	MRMS		SVS
Commander <sup>db</sup>	SVS	S	MSS	MSS	SVS	R	S	R	MRMS	MT	MRMS	MTMI	SVS
Commodus <sup>db</sup> CL	S	MS	MSS	MSS	SVS	R	S	R	MRMS	MTMI	MRMS	TMT	SVS
Compass <sup>db</sup>	SVS	MSS	MS	S	SVS	RMR	MSS	R	MR	TMT	MRMS	TMT	SVS
Cyclops <sup>db</sup>	S	MS	MSS	SVS	S	R	MSS	S	MRMS	MI	MRMS	MI	SVS
Fandaga <sup>db</sup>	S	MS	S	R	MRMS	MS	MS	R	MR	TMT	MR		SVS
Fathom <sup>db</sup>	S	S	MR	MRMS	MS	MR	SVS	R	MR	MT	MRMS	T	SVS
Flinders <sup>db</sup>	S	MS	S	MR	MSS	R	MSS	S	MR	MTMI	MRMS		SVS
Granite <sup>db</sup> CL	SVS (P)	MRMS (P)	MS (P)	SVS (P)	MSS (P)	R	SVS (P)						SVS (P)
Kiwi	SVS	MS	MSS	MS	MS	R	MSS	S	RMR	MTMI	MRMS	MI	SVS
La Trobe <sup>db</sup>	SVS	MRMS	S	S	MS	R	S	R	MRMS	MT	MRMS	MT	SVS
Laperouse <sup>db</sup>	SVS	MS	MRMS	MSS	SVS	MR	S	S	MR	MTMI	MRMS	MI	SVS
Leabrook <sup>db</sup>	S	MS	MS	S	SVS	RMR	S	RMR	RMR	TMT	MRMS	MT	SVS
Litmus <sup>db</sup>	VS	S	S	MSS	SVS	RMR	S	MS	MRMS	IVI	MS	MTMI	SVS
Maximus <sup>db</sup> CL	S	MRMS	MS	S	MS	RMR	S	R	MRMS	MI	MRMS	MT	SVS
Minotaur <sup>db</sup>	VS	MRMS	S	S	SVS	R	MSS	R	MRMS	TMT	MRMS	MI	SVS
Neo <sup>db</sup> CL	S	MSS	MR	RMR	SVS	MRMS	VS (P)	R	MRMS	MII	MR		SVS
Newton	MS	MR (P)	MS	RMR	RMR	R	MSS (P)	MSS	MRMS	T	MRMS		S
PegasusAX <sup>db</sup>	MSS (P)	MRMS (P)	MSS	S	MR	R	MSS (P)	R	MRMS	IVI	MR		SVS
RGT Atlantis <sup>db</sup>	S	SVS (P)	S	R	MR	MR	SVS (P)	R	RMR	MII	MR		SVS
RGT Planet <sup>db</sup>	MSS	SVS	SVS	RMR	MR	MR	MSS	R	MR	MI	MRMS	MT	SVS
Rosalind <sup>db</sup>	MSS	MR	MSS	S	MR	RMR	S	R	MRMS	TMT	MRMS	MT	SVS
Scope CL <sup>db</sup>	SVS	MRMS	MSS	MRMS	SVS	RMR	S	S	MRMS	MI	MRMS	MI	SVS
Spartacus CL <sup>db</sup>	SVS	MSS	S	S	MSS	RMR	S	R	MRMS	MI	MRMS	MII	SVS
Spinnaker <sup>db</sup>	S	S (P)	SVS	RMR	MS	MS	MSS	S	MS	MT	MR		SVS
Titan AX <sup>db</sup>	SVS	MS	MSS	MSS	SVS	MR	MSS	MR (P)	MR	TMT	MR		SVS
Urambie	MSS	MRMS	S	MS	MRMS,MSS	R	MSS		MR	I	MRMS	IVI	SVS
Westminster <sup>db</sup>	MSS	MRMS	S	RMR	MR	R	MSS		MS	I	MRMS	IVI	SVS
Yeti <sup>db</sup>	VS	MS	MRMS	S	SVS	MR	S	RMR	MR	MT	MR	TMT	SVS
Zena <sup>db</sup> CL	MSS	S	S	RMR	MRMS	MR	S	R	MR	TMT	MRMS		SVS

Learn more via the [NVT Disease Ratings](#).

R = resistant, MR = moderately resistant, MS = moderately susceptible, S = susceptible, VS = very susceptible,

T = tolerant, MT = moderately tolerant, MI = moderately intolerant, I = intolerant, VI = very intolerant,

(P) = provisional rating, - hyphen indicates a range, / indicates pathotype differences, # warning, may be more susceptible to alternate pathotypes,

<sup>a</sup> line contains a few susceptible off types, ( ) show outlier, comma indicates a mixed phenotype.

WHEAT

BARLEY

OAT

CANOLA

CHICKPEA

FIELD PEA

LUPIN

# OAT

## New oat varieties

The following information is for oat varieties released in the 12 months to the date when the MET analysis was published on NVT online. Please go to [nvt.grdc.com.au](http://nvt.grdc.com.au) to find trial results for any new varieties released since the publication of this harvest report.

Variety	Breeding company	End point royalty* (\$)	Comments supplied by breeding company <sup>1</sup>
Goldie <sup>db</sup>	InterGrain Pty Ltd	3.50	Goldie <sup>db</sup> is a new high-yielding milling oat and is suited to all oat growing regions of southern NSW, Victoria, SA and WA. Goldie <sup>db</sup> is a mid-spring maturing oat and is well suited for the second week of April to mid-May sowing window. Goldie <sup>db</sup> has a medium-tall plant height and has excellent panicle emergence. It has good test weight and low screenings. Along with excellent grain yield and quality attributes, early hay yield and quality data looks promising for export hay. Goldie <sup>db</sup> has a mid-spring maturity.
Minnie <sup>db</sup>	InterGrain Pty Ltd	3.50	Minnie <sup>db</sup> provides excellent yield potential for medium to high rainfall oat growing regions of southern NSW, Victoria, SA and WA. Its short-medium plant height allows improved lodging and harvestability in higher yielding situations. Minnie <sup>db</sup> has a mid-slow spring maturity.

\*EPR amount is ex-GST, <sup>db</sup>denotes Plant Breeder's Rights apply. <sup>1</sup>All data in the table was provided by breeders. Readers should raise any issues with the displayed data directly with the breeder.

WHEAT

BARLEY

OAT

CANOLA

CHICKPEA

FABA BEAN

FIELD PEA

LUPIN

Refer to the latest *Crop Sowing Guide* for further information at [nvt.grdc.com.au/resources/crop-sowing-guides](http://nvt.grdc.com.au/resources/crop-sowing-guides)

## Oat variety yield performance – Central New South Wales

Yield results are presented from the top-performing varieties within each NVT location in the region for the past five seasons. Results are presented (as a percentage) for each variety relative to the mean trial yield for the location within each year. Varieties are listed in descending order of average yield over the period.

The Long Term Yield Reporter provides additional information on varieties not listed and can be viewed as a table or chart with error bars. Rainfall is provided for January to March (J–M) and April to October (A–O) and, where relevant, irrigation from April to October.

**Table 1: Condobolin oat.**

Year	2020	2021	2022	2023	2024
Mean yield (t/ha)	3.87	4.81	5.86		2.59
Archer <sup>db</sup> *				Trial failed	96
Wallaby <sup>db</sup>					92
Koala <sup>db</sup>	107	108	113		94
Goldie <sup>db</sup>			111		110
Bannister <sup>db</sup>	105	105	110		100
Minnie <sup>db</sup>			107		110
Williams <sup>db</sup>	105	103	109		97
Bilby <sup>db</sup>	103	99	106		109
Kowari <sup>db</sup>	99	98	99		104
Mitika <sup>db</sup>	97	97	93		100
Sowing date	22 May	26 May	15 Jun	4 Jun	22 May
Rainfall J–M (mm)	229	373	184	157	221
Rainfall A–O (mm)	396	252	581	111	308

Special thanks to 2024 trial cooperator.

\* herbicide-tolerant variety. Learn more via the [NVT Long Term Yield Reporter](#)

**Table 2: Coolah oat.**

Year	2020	2021	2022	2023	2024
Mean yield (t/ha)	4.95				5.36
Goldie <sup>db</sup>		Compromised trial	Compromised trial	Trial failed	110
Bilby <sup>db</sup>	106				107
Archer <sup>db</sup> *					98
Minnie <sup>db</sup>					105
Bannister <sup>db</sup>	105				101
Williams <sup>db</sup>	104				98
Kowari <sup>db</sup>	98				101
Koala <sup>db</sup>	102				94
Mitika <sup>db</sup>	94				98
Yallara <sup>db</sup>	96				96
Sowing date	15 May	20 May	16 Jun	21 Jun	30 May
Rainfall J–M (mm)	341	279	293	148	180
Rainfall A–O (mm)	537	359	575	141	329

Special thanks to 2024 trial cooperator.

\* herbicide-tolerant variety. Learn more via the [NVT Long Term Yield Reporter](#)

**Table 3: Cowra oat.**

Year	2020	2021	2022	2023	2024
Mean yield (t/ha)	4.30	6.08	6.08		4.44
Goldie <sup>db</sup>			109	Trial failed	117
Minnie <sup>db</sup>			107		116
Koala <sup>db</sup>	118	112	111		99
Bannister <sup>db</sup>	113	111	108		105
Wallaby <sup>db</sup>					90
Archer <sup>db</sup> *					88
Bilby <sup>db</sup>	97	108	105		107
Williams <sup>db</sup>	104	108	107		95
Kowari <sup>db</sup>	96	100	99		102
Mitika <sup>db</sup>	92	93	95		97
Sowing date	19 May	17 May	18 May	26 May	16 May
Rainfall J–M (mm)	151	330	229	182	251
Rainfall A–O (mm)	542	451	582	261	305

Special thanks to 2024 trial cooperator, Mark Pearce.

\* herbicide-tolerant variety. Learn more via the [NVT Long Term Yield Reporter](#)

**Table 4: Quandialla oat.**

Year	2020	2021	2022	2023	2024
Mean yield (t/ha)	3.91	4.42	4.95	2.26	5.40
Goldie <sup>db</sup>			111	110	115
Koala <sup>db</sup>	95	115	119	101	108
Bannister <sup>db</sup>	102	110	113	105	109
Archer <sup>db</sup> *				98	99
Minnie <sup>db</sup>			109	103	111
Williams <sup>db</sup>	102	105	110	99	101
Bilby <sup>db</sup>	107	98	104	101	103
Wallaby <sup>db</sup>				83	96
Kowari <sup>db</sup>	97	97	98	98	99
Mitika <sup>db</sup>	94	95	92	96	94
Sowing date	11 May	18 May	9 May	9 May	7 May
Rainfall J–M (mm)	175	262	197	178	207
Rainfall A–O (mm)	435	373	590	194	355

Special thanks to 2024 trial cooperator.

\* herbicide-tolerant variety. Learn more via the [NVT Long Term Yield Reporter](#)

WHEAT

BARLEY

OAT

CANOLA

CHICKPEA

FABA BEAN

FIELD PEA

LUPIN



Table 5: Wellington oat.					
Year	2020	2021	2022	2023	2024
Mean yield (t/ha)	4.26	5.59	6.74	1.68	4.24
Archer <sup>db</sup> *				80	93
Koala <sup>db</sup>	114	112	115	87	100
Goldie <sup>db</sup>			111	115	111
Bannister <sup>db</sup>	106	110	112	99	103
Williams <sup>db</sup>	111	107	109	90	97
Minnie <sup>db</sup>			104	109	114
Wallaby <sup>db</sup>				61	104
Bilby <sup>db</sup>	99	98	102	105	107
Kowari <sup>db</sup>	96	94	96	102	103
Mitika <sup>db</sup>	96	92	92	98	99
Sowing date	19 May	17 May	19 May	8 Jun	15 May
Rainfall J–M (mm)	365	289	286	73	203
Rainfall A–O (mm)	429	292	731	133	275

Special thanks to 2024 trial cooperator.  
\* herbicide-tolerant variety. Learn more via the [NVT Long Term Yield Reporter](#)

## Oat variety disease ratings – New South Wales

The following tables contain varietal ratings for the predominant diseases of oat in New South Wales. These ratings are updated annually by crop pathologists and were released in March 2025. Selected varieties of most relevance to New South Wales growers are listed in alphabetical order and disease ratings are colour-coded to match resistance and tolerance ratings.

Table 6: Oat disease guide for New South Wales.							
Variety	Stem rust	Leaf rust (crown rust) (northern NSW)	Leaf rust (crown rust) (southern NSW)	Barley yellow dwarf virus (BYDV)	Red leather leaf	Bacterial blight	Septoria blotch
Archer <sup>db</sup>	MS	MR-S	R	MSS	SVS	MSS	MSS
Bannister <sup>db</sup>	S	S	MRMS	MSS	MSS-SVS	S	MSS
Bilby <sup>db</sup>	S	S	S	S	MS-S	SVS	S
Brusher	SVS	MSS	MR	S	MS	SVS	MSS
Carrolup	S	S	VS	SVS	SVS	MSS	S
Durack <sup>db</sup>	S	S	S	S	S	S	S
Echidna	S	S	S	MSS	MS	S	SVS
Goldie <sup>db</sup>	S	S	R	MS	SVS	MSS	MSS
Kingbale <sup>db</sup>	S	MSS	S	MS	SVS	MSS	MS
Koala <sup>db</sup>	MS	MSS	R	MSS	S	S	MSS
Kojonup <sup>db</sup>	S	S	SVS	MSS	S	SVS	S
Kowari <sup>db</sup>	S	SVS	SVS	S	S	S	S
Kultarr <sup>db</sup>	SVS	MSS	R	MSS	SVS	MSS	MS
Minnie <sup>db</sup>	SVS	VS	R	S	VS	S	S
Mitika <sup>db</sup>	MSS	S	S	SVS	S	S	SVS
Mulgara <sup>db</sup>	S	MRMS	MR	MSS	SVS	MSS	S/MS
Tungoo <sup>db</sup>	S	MSS	MR	MSS	MRMS	MSS	MRMS#
Wallaby <sup>db</sup>	SVS	MR	R	MSS	SVS	MSS	MSS
Wandering	SVS	SVS	SVS	S	S	S	S
Williams <sup>db</sup>	S	MSS	MRMS	MSS	MS	MSS	MSS
Wintaroo	S	MSS	S	MS	S	MSS	MS#
Yallara <sup>db</sup>	S	MR-SVS	MRMS	MSS	SVS	S	MSS

Learn more via the [NVT Disease Ratings](#).  
R = resistant, MR = moderately resistant, MS = moderately susceptible, S = susceptible, VS = very susceptible, T = tolerant, MT = moderately tolerant, MI = moderately intolerant, I = intolerant, VI = very intolerant, (P) = provisional rating, - hyphen indicates a range, / indicates pathotype differences, # warning, may be more susceptible to alternate pathotypes, ^ line contains a few susceptible off types, () show outlier.

# CANOLA

## New canola varieties

The following information is for canola varieties released in the 12 months to the date when the MET analysis was published on NVT online. Please go to [nvt.grdc.com.au](http://nvt.grdc.com.au) to find trial results for any new varieties released since the publication of this harvest report.

Variety	Breeding company	End point royalty* (\$)	Comments supplied by breeding company <sup>1</sup>
DG Buller G	Nutrien Ag Solutions Ltd	N/A	DG Buller G will be available to growers in 2025. It is a 5 series, Optimum GLY® hybrid. DG Buller G is medium height with good standability. It has good oil content.
InVigor® LR 3540P	BASF Australia Ltd	N/A	InVigor® LR 3540P is an early maturing hybrid with PodGuard®. InVigor® LR 3540P contains dual herbicide tolerance to Liberty® and Truflex®. InVigor® LR 3540P combines the flexibility of PodGuard® and dual herbicide tolerance with early maturity. InVigor® LR 3540P is suited to lower-rainfall and shorter-season areas.
InVigor® LR 5040P	BASF Australia Ltd	N/A	InVigor® LR5040P is a mid-season hybrid with PodGuard®. InVigor® LR5040P contains dual herbicide tolerance to Liberty® and Truflex®. InVigor® LR5040P combines the flexibility of PodGuard® and dual herbicide tolerance with high yield and oil results. InVigor® LR5040P is suited to mid-season growing regions.
Monola® H524TT	Nuseed Pty Ltd	N/A	Monola® H524TT is an early-mid maturing Monola® TT hybrid with excellent early vigour. It is Nuseed's second Monola® TT hybrid with improved yield and oil profile. It has demonstrated competitive yield and oil content to commercial canola TT hybrids during trials and exhibits strong early vigour and good early biomass. Suited to medium to slow canola growing regions, Monola® H524TT demonstrates good harvestability. Limited commercial release in 2024.
Nuseed® Griffon TTI	Nuseed Pty Ltd	N/A	Nuseed® Griffon TTI is Nuseed's first dual-herbicide hybrid canola, with triazine and IMI tolerance for flexible, effective crop protection. It is an early-mid maturing variety ideal for target yield environments of 0.5 to 3t/ha, which ensures fast pod development to safeguard yield. Commercial release in 2025. Rapid pod development for higher yields and a shorter growing season.
Pioneer® PN526C	Pioneer	N/A	Pioneer® PN526C (coded HH2990I) is a mid-maturing specialty oil Clearfield® hybrid. Suited to medium to high rainfall zones, it is medium in height. First tested in NVT 2022. Marketed by Pioneer Seeds.
Pioneer® PY323G	Pioneer	N/A	Pioneer® PY323G (coded AA1421G) is an early maturing Optimum GLY® hybrid variety. Suited to early and early-mid season growing regions, it is medium in height. First tested in NVT 2023. Marketed by Pioneer Seeds.
Pioneer® PY327C	Pioneer	N/A	Pioneer® PY327C (coded AA0424I) is an early maturing Clearfield® hybrid suited to medium to high rainfall zones. It has mid-fast phenology and a medium-tall plant height. First tested in NVT 2023. Marketed by Pioneer Seeds.
Pioneer® PY422G	Pioneer	N/A	Pioneer® PY422G (coded AA1418G) is an early-mid maturing Optimum GLY® hybrid suited to early-mid and mid-season growing regions with medium height. First tested in NVT 2023. Marketed by Pioneer Seeds.
Pioneer® PY424GC	Pioneer	N/A	Pioneer® PY424GC (coded WW1958W) is an early-mid maturing combination Optimum GLY® and Clearfield® hybrid suited to early and early-mid season growing regions. It has medium height. First tested in NVT 2023. Marketed by Pioneer Seeds.

Continued on next page

Refer to the latest *Crop Sowing Guide* for further information at [nvt.grdc.com.au/resources/crop-sowing-guides](http://nvt.grdc.com.au/resources/crop-sowing-guides)

Variety	Breeding company	End point royalty* (\$)	Comments supplied by breeding company <sup>1</sup>
Pioneer® PY428R	Pioneer	N/A	Pioneer® PY428R (coded D257-18) is an early-mid maturing Roundup Ready® hybrid suited to early and early-mid season growing regions and is medium in height. First tested in NVT 2023. Marketed by Pioneer Seeds.
Pioneer® PY429T	Pioneer	N/A	Pioneer® PY429T (coded AA902T) is a widely adapted early-mid maturing triazine-tolerant hybrid. Best suited to medium to medium-high rainfall zones. Medium plant height. First tested in NVT 2023. Marketed by Pioneer Seeds.
Pioneer® PY432T	Pioneer	N/A	Variety description not supplied.
Pioneer® PY525G	Pioneer	N/A	Pioneer® PY525G (coded AA1409G) is a mid-maturing Optimum GLY® hybrid variety suited to mid-season growing regions with medium-tall height. First tested in NVT 2023. Marketed by Pioneer Seeds.

\*EPR amount is ex-GST, <sup>d</sup>denotes Plant Breeder's Rights apply. <sup>1</sup>All data in the table was provided by breeders. Readers should raise any issues with the displayed data directly with the breeder.

## Canola variety yield performance – Central New South Wales

Yield results are presented from the top-performing varieties within each NVT location in the region for the past five seasons. Results are presented (as a percentage) for each variety relative to the mean trial yield for the location within each year. Varieties are listed in descending order of average yield over the period.

The Long Term Yield Reporter provides additional information on varieties not listed and can be viewed as a table or chart with error bars. Rainfall is provided for January to March (J–M) and April to October (A–O) and, where relevant, irrigation from April to October.

**Table 1: Grenfell med-high rainfall GLY.**

Year	2020	2021	2022	2023	2024
Mean yield (t/ha)	3.28	2.95		2.59	2.04
Pioneer® PY428R			Trial failed	110	118
InVigor® LR 4540P				103	116
Nuseed® Hunter TF				104	111
InVigor® LR 5040P				105	119
InVigor® R 4520P	106	107		105	116
Hyola® Regiment XC		103		107	105
Nuseed® Eagle TF		105		104	99
Nuseed® Raptor TF	106	104		101	99
DG Buller G					97
Pioneer® PY525G				107	101
Sowing date	21 Apr	20 Apr	26 Apr	23 Apr	18 Apr
Rainfall J–M (mm)	126	317	239	251	207
Rainfall A–O (mm)	512	421	616	248	355

Special thanks to 2024 trial cooperator, Paul Tognetti.

Yield performance of 'stacked' varieties with tolerances to multiple herbicide systems should not be compared to varieties in trials where the variety has not specifically been tested, even for the same location. The following varieties were included in this trial, but have not been tested in other herbicide trials at this location: Hyola® Regiment XC, Pioneer® PY424GC.

Learn more via the [NVT Long Term Yield Reporter](#)

**Table 2: Parkes med-high rainfall GLY.**

Year	2020	2021	2022	2023	2024
Mean yield (t/ha)	2.84			1.57	2.72
InVigor® LR 5040P		Compromised trial	Trial failed	103	112
InVigor® R 4520P	109			106	109
InVigor® LR 4540P				110	106
Nuseed® Hunter TF				113	104
Hyola® Regiment XC				115	97
DG Buller G					101
Nuseed® Raptor TF	98			107	98
Pioneer® PY424GC				100	99
Pioneer® 44Y27 RR	98			106	97
VICTORY® V55-04TF					96
Sowing date	17 Apr	20 Apr	27 May	11 May	27 Apr
Rainfall J–M (mm)	196	241	178	187	149
Rainfall A–O (mm)	465	277	358	169	342

Special thanks to 2024 trial cooperator.

Yield performance of 'stacked' varieties with tolerances to multiple herbicide systems should not be compared to varieties in trials where the variety has not specifically been tested, even for the same location. The following varieties were included in this trial, but have not been tested in other herbicide trials at this location: Hyola® Regiment XC, Pioneer® PY424GC.

Learn more via the [NVT Long Term Yield Reporter](#)

**Table 3: Condobolin low-med rainfall GLY.**

Year	2020	2021	2022	2023	2024
Mean yield (t/ha)	3.04	3.02	2.66	1.95	
InVigor® R 4520P	110	107	110	100	No trial
InVigor® LR 4540P			107	100	
InVigor® LR 5040P				96	
Nuseed® Hunter TF			105	103	
Pioneer® 44Y30 RR		98	101	98	
Hyola® Regiment XC		102		107	
Nuseed® Raptor TF	110	95	100	93	
InVigor® R 4022P	98	101	103	97	
Pioneer® 44Y27 RR	92	104	104	100	
Pioneer® PY424GC				100	
Sowing date	17 Apr	7 May	25 Apr	27 Apr	
Rainfall J–M (mm)	229	373	184	157	
Rainfall A–O (mm)	396	252	581	111	
Irrigation A–O (mm)				52	

No 2024 trial cooperator.

Learn more via the [NVT Long Term Yield Reporter](#)

**Table 4: Trangie low-med rainfall GLY.**

Year	2020	2021	2022	2023	2024
Mean yield (t/ha)	2.34	2.96	2.65	1.62	
InVigor® R 4520P	116	107	122	100	No trial
InVigor® LR 4540P			119	106	
InVigor® LR 5040P				96	
Pioneer® 44Y30 RR		100	107	103	
Pioneer® PY424GC				99	
Pioneer® 44Y27 RR	100	103	106	100	
InVigor® R 4022P	104	101	107	94	
Nuseed® Raptor TF	107	97	108	95	
InVigor® LR 3540P			108	87	
Hyola® Regiment XC		102		112	
Sowing date	21 Apr	21 Apr	20 Apr	8 May	
Rainfall J–M (mm)	193	303	173	167	
Rainfall A–O (mm)	325	271	623	152	

No 2024 trial cooperator.

Learn more via the [NVT Long Term Yield Reporter](#)

WHEAT

BARLEY

OAT

CANOLA

CHICKPEA

FABA BEAN

FIELD PEA

LUPIN

Table 5: Cudal med-high rainfall IMI.

Year	2020	2021	2022	2023	2024
Mean yield (t/ha)	3.55	4.21	3.30	2.26	1.56
Pioneer® PY421C			118	118	130
Pioneer® 45Y95 CL		117	116	108	107
Pioneer® 44Y94 CL	112	115	114	109	114
Hyola® Solstice CL			108	117	109
Pioneer® 45Y93 CL	108	110	110	99	
Hyola® Equinox CL	100	100			
Hyola® Continuum CL			105	94	92
Pioneer® PY520TC			95	89	
VICTORY® V75-03CL	95	94		86	72
Pioneer® PN526C			83	68	
Sowing date	17 Apr	21 Apr	3 May	26 Apr	16 Apr
Rainfall J–M (mm)	200	287	235	177	171
Rainfall A–O (mm)	555	380	616	272	388

Special thanks to 2024 trial cooperator, Roger and Jock Gordon.  
Learn more via the [NVT Long Term Yield Reporter](#)

Table 7: Grenfell med-high rainfall IMI.

Year	2020	2021	2022	2023	2024
Mean yield (t/ha)	3.30	2.88		2.60	2.13
Pioneer® PY421C			Trial failed	112	119
Pioneer® 45Y95 CL		117		111	109
Pioneer® 44Y94 CL	118	116		108	111
Hyola® Solstice CL				108	107
Pioneer® 45Y93 CL		110		107	
Hyola® Continuum CL				100	99
Hyola® Equinox CL	101	99			
Pioneer® PY520TC				98	
VICTORY® V75-03CL	95	92		92	86
Pioneer® PN526C				87	
Sowing date	21 Apr	20 Apr	26 Apr	23 Apr	18 Apr
Rainfall J–M (mm)	126	317	239	251	207
Rainfall A–O (mm)	512	421	616	248	355

Special thanks to 2024 trial cooperator, Paul Tognetti.  
Learn more via the [NVT Long Term Yield Reporter](#)

Table 6: Gilgandra med-high rainfall IMI.

Year	2020	2021	2022	2023	2024
Mean yield (t/ha)		2.85	3.09	1.52	2.27
Pioneer® PY421C	Trial failed		110	111	119
Pioneer® 44Y94 CL		108	106	106	115
Pioneer® 45Y95 CL			106	106	113
Hyola® Solstice CL		111	106	114	97
Pioneer® PY327C				108	108
Pioneer® 45Y93 CL			102	97	
Nuseed® Ceres IMI					92
Pioneer® 43Y92 CL		102	101	102	102
Hyola® Continuum CL			99	96	107
VICTORY® V75-03CL				93	89
Sowing date	16 Apr	22 Apr	19 Apr	25 Apr	21 Apr
Rainfall J–M (mm)	307	394	180	191	140
Rainfall A–O (mm)	431	325	586	131	261

Special thanks to 2024 trial cooperator.  
Learn more via the [NVT Long Term Yield Reporter](#)

Table 8: Parkes med-high rainfall IMI.

Year	2020	2021	2022	2023	2024
Mean yield (t/ha)	2.58			1.40	2.56
Pioneer® PY421C		Compromised trial	Trial failed	114	121
Pioneer® 45Y95 CL				111	116
Pioneer® 44Y94 CL	113			109	116
Pioneer® 45Y93 CL				95	
Pioneer® PY327C				110	108
Hyola® Continuum CL				98	107
Hyola® Solstice CL				121	98
Pioneer® 43Y92 CL	101			105	102
Nuseed® Ceres IMI					91
VICTORY® V75-03CL				95	88
Sowing date	17 Apr	20 Apr	27 May	11 May	27 Apr
Rainfall J–M (mm)	196	241	178	187	149
Rainfall A–O (mm)	465	277	358	169	342

Special thanks to 2024 trial cooperator.  
Learn more via the [NVT Long Term Yield Reporter](#)

WHEAT

BARLEY

OAT

CANOLA

CHICKPEA

FABA BEAN

FIELD PEA

LUPIN

Table 9: Wellington med-high rainfall IMI.

Year	2020	2021	2022	2023	2024
Mean yield (t/ha)	2.80	3.13	2.84	1.71	2.29
Pioneer® PY421C			131	118	112
Pioneer® 45Y93 CL	125	111	128	100	
Pioneer® 44Y94 CL	112		121	110	107
Pioneer® 45Y95 CL		118	120	109	104
Pioneer® PY327C				110	
Hyola® Continuum CL			106	96	99
Pioneer® 43Y92 CL			99	102	99
Hyola® Solstice CL		103	94	116	98
Nuseed® Ceres IMI					100
VICTORY® V75-03CL	86	92		87	88
Sowing date	16 Apr	10 May	22 Apr	12 May	15 May
Rainfall J–M (mm)	365	289	286	73	203
Rainfall A–O (mm)	429	292	731	133	275

Special thanks to 2024 trial cooperator.  
Learn more via the [NVT Long Term Yield Reporter](#)

Table 11: Lake Cargelligo low-med rainfall IMI.

Year	2020	2021	2022	2023	2024
Mean yield (t/ha)					1.60
Pioneer® PY421C	No trial	No trial	No trial	No trial	118
Hyola® Solstice CL					113
Pioneer® 44Y94 CL					112
Nuseed® Ceres IMI					110
Pioneer® PY327C					105
Pioneer® 43Y92 CL					105
Sowing date					26 Apr
Rainfall J–M (mm)					232
Rainfall A–O (mm)					290

Special thanks to 2024 trial cooperator.  
Learn more via the [NVT Long Term Yield Reporter](#)

Table 10: Condobolin low-med rainfall IMI.

Year	2020	2021	2022	2023	2024
Mean yield (t/ha)	2.97	3.08	2.86	1.73	1.64
Pioneer® PY421C				109	115
Pioneer® 44Y94 CL		107	109	102	109
Hyola® Continuum CL			101	105	
Pioneer® PY327C				104	100
Hyola® Equinox CL			94		
Pioneer® 43Y92 CL	105	100	100	100	107
Hyola® Solstice CL		107		124	102
Nuseed® Ceres IMI			96	105	98
VICTORY® V7002CL	89	90			
Pioneer® PY520TC				91	
Sowing date	21 Apr	21 Apr	20 Apr	8 May	25 Apr
Rainfall J–M (mm)	193	303	173	167	221
Rainfall A–O (mm)	325	271	623	152	308
Irrigation A–O (mm)				52	

Special thanks to 2024 trial cooperator.  
Learn more via the [NVT Long Term Yield Reporter](#)

Table 12: Trangie low-med rainfall IMI.

Year	2020	2021	2022	2023	2024
Mean yield (t/ha)	2.23	3.47	2.38	1.54	2.37
Pioneer® PY421C			134	118	115
Pioneer® 44Y94 CL		107	128	109	109
Pioneer® 45Y95 CL			123	106	107
Pioneer® PY327C				106	104
Hyola® Continuum CL			102	108	
Pioneer® 43Y92 CL	102	100	102	103	103
Hyola® Equinox CL			76		
Nuseed® Ceres IMI		100		109	106
Hyola® Solstice CL		103		126	114
Pioneer® PY520TC				86	
Sowing date	21 Apr	21 Apr	20 Apr	8 May	29 Apr
Rainfall J–M (mm)	193	303	173	167	192
Rainfall A–O (mm)	325	271	623	152	298

Special thanks to 2024 trial cooperator.  
Learn more via the [NVT Long Term Yield Reporter](#)

WHEAT

BARLEY

OAT

CANOLA

CHICKPEA

FABA BEAN

FIELD PEA

LUPIN



Table 13: Cudal med-high rainfall TT.

Year	2020	2021	2022	2023	2024
Mean yield (t/ha)	3.17	3.90	3.26	1.88	1.41
HyTTec® Trifecta	113	115	114	115	111
Hyola® Blazer TT	112	114	113	106	106
Pioneer® PY429T				104	108
HyTTec® Trophy	110	111	110	111	109
Pioneer® PY520TC			111	102	100
SF Dynatron TT®	108	109	107	102	105
InVigor® T 4511		106	105	111	111
RGT Baseline® TT		108	107	101	105
Hyola® Defender CT			108	94	97
RGT Capacity TT	102	103	103	107	114
Sowing date	17 Apr	21 Apr	3 May	26 Apr	16 Apr
Rainfall J–M (mm)	200	287	235	177	171
Rainfall A–O (mm)	555	380	616	272	388

Special thanks to 2024 trial cooperator, Roger and Jock Gordon.  
Yield performance of 'stacked' varieties with tolerances to multiple herbicide systems should not be compared to varieties in trials where the variety has not specifically been tested, even for the same location. The following varieties were included in this trial, but have not been tested in other herbicide trials at this location: Hyola® Defender CT, Nuseed® Griffon TTI, Pioneer® PY520TC.  
Learn more via the [NVT Long Term Yield Reporter](#)

Table 14: Gilgandra med-high rainfall TT.

Year	2020	2021	2022	2023	2024
Mean yield (t/ha)		2.94	2.94	1.63	2.26
HyTTec® Trifecta	Trial failed	110	107	108	109
Hyola® Blazer TT		106	104	103	112
Pioneer® PY429T				102	114
HyTTec® Trophy		107	105	107	106
HyTTec® Velocity			106	111	100
Pioneer® PY520TC				101	109
InVigor® T 4511		105	104	106	103
SF Dynatron TT®		103	103	101	109
HyTTec® Trident		107	102	109	98
RGT Capacity TT		102	103	102	106
Sowing date	16 Apr	22 Apr	19 Apr	25 Apr	21 Apr
Rainfall J–M (mm)	307	394	180	191	140
Rainfall A–O (mm)	431	325	586	131	261

Special thanks to 2024 trial cooperator.  
Yield performance of 'stacked' varieties with tolerances to multiple herbicide systems should not be compared to varieties in trials where the variety has not specifically been tested, even for the same location. The following varieties were included in this trial, but have not been tested in other herbicide trials at this location: Hyola® Defender CT, Nuseed® Griffon TTI, Pioneer® PY520TC.  
Learn more via the [NVT Long Term Yield Reporter](#)

Table 15: Grenfell med-high rainfall TT.

Year	2020	2021	2022	2023	2024
Mean yield (t/ha)	3.03	2.70		2.46	2.02
HyTTec® Trifecta	116	114	Trial failed	112	110
Pioneer® PY429T				105	108
Hyola® Blazer TT	115	114		108	107
HyTTec® Trophy	115	112		106	108
Pioneer® PY520TC				106	104
SF Dynatron TT®	112	110		103	105
InVigor® T 4511		106		104	107
Hyola® Defender CT				103	101
RGT Baseline® TT		107		108	104
Nuseed® Griffon TTI					105
Sowing date	21 Apr	20 Apr	26 Apr	23 Apr	18 Apr
Rainfall J–M (mm)	126	317	239	251	207
Rainfall A–O (mm)	512	421	616	248	355

Special thanks to 2024 trial cooperator, Paul Tognetti.  
Yield performance of 'stacked' varieties with tolerances to multiple herbicide systems should not be compared to varieties in trials where the variety has not specifically been tested, even for the same location. The following varieties were included in this trial, but have not been tested in other herbicide trials at this location: Hyola® Defender CT, Nuseed® Griffon TTI, Pioneer® PY520TC.  
Learn more via the [NVT Long Term Yield Reporter](#)

Table 16: Parkes med-high rainfall TT.

Year	2020	2021	2022	2023	2024
Mean yield (t/ha)	2.69			1.75	2.44
Pioneer® PY429T		Trial failed	Trial failed	104	115
HyTTec® Trifecta	108			111	112
Hyola® Blazer TT	110			105	114
Pioneer® PY520TC				104	111
Hyola® Defender CT				96	113
HyTTec® Trophy	105			110	107
SF Dynatron TT®				102	109
RGT Capacity TT				100	107
InVigor® T 4511				107	103
Nuseed® Griffon TTI				104	103
Sowing date	17 Apr	20 Apr	27 May	11 May	27 Apr
Rainfall J–M (mm)	196	241	178	187	149
Rainfall A–O (mm)	465	277	358	169	342

Special thanks to 2024 trial cooperator.  
Yield performance of 'stacked' varieties with tolerances to multiple herbicide systems should not be compared to varieties in trials where the variety has not specifically been tested, even for the same location. The following varieties were included in this trial, but have not been tested in other herbicide trials at this location: Hyola® Defender CT, Nuseed® Griffon TTI, Pioneer® PY520TC.  
Learn more via the [NVT Long Term Yield Reporter](#)

WHEAT

BARLEY

OAT

CANOLA

CHICKPEA

FABA BEAN

FIELD PEA

LUPIN

Table 17: Wellington med-high rainfall TT.

Year	2020	2021	2022	2023	2024
Mean yield (t/ha)	2.38	3.10	2.61	1.65	1.97
RGT Baseline® TT		106	124	102	106
Hyola® Blazer TT	115	115	120	106	104
HyITec® Trifecta		113	116	113	104
Hyola® Defender CT			119	97	103
Pioneer® PY520TC		113	114	103	102
RGT Capacity TT		104	115	106	107
SF Dynatron TT®		112	112	103	103
HyITec® Trophy	100	112	107	110	102
Renegade TT <sup>®</sup>		99	111	96	108
InVigor® T 4511		106	103	109	102
Sowing date	16 Apr	10 May	22 Apr	12 May	15 May
Rainfall J–M (mm)	365	289	286	73	203
Rainfall A–O (mm)	429	292	731	133	275

Special thanks to 2024 trial cooperator.

Yield performance of 'stacked' varieties with tolerances to multiple herbicide systems should not be compared to varieties in trials where the variety has not specifically been tested, even for the same location. The following varieties were included in this trial, but have not been tested in other herbicide trials at this location: Hyola® Defender CT, Nuseed® Griffon TTI, Pioneer® PY520TC.

Learn more via the [NVT Long Term Yield Reporter](#)

Table 18: Condobolin low-med rainfall TT.

Year	2020	2021	2022	2023	2024
Mean yield (t/ha)	2.52	2.98	2.70	1.67	1.63
Hyola® Blazer TT	127		109	106	116
Hyola® Defender CT			107	102	109
HyITec® Trophy	115	106	105	105	112
SF Dynatron TT®	109		108	102	99
Monola® H524TT			101	102	109
DG Bidgee TT <sup>®</sup>			103	103	94
Nuseed® Griffon TTI				104	111
InVigor® T 4511		101	100	102	109
RGT Capacity TT	100	103	99	108	106
HyITec® Trident	97	107	106	104	95
Sowing date	17 Apr	7 May	25 Apr	27 Apr	25 Apr
Rainfall J–M (mm)	229	373	184	157	221
Rainfall A–O (mm)	396	252	581	111	308
Irrigation A–O (mm)				52	

Special thanks to 2024 trial cooperator.

Yield performance of 'stacked' varieties with tolerances to multiple herbicide systems should not be compared to varieties in trials where the variety has not specifically been tested, even for the same location. The following varieties were included in this trial, but have not been tested in other herbicide trials at this location: Hyola® Defender CT, Nuseed® Griffon TTI, Pioneer® PY520TC.

Learn more via the [NVT Long Term Yield Reporter](#)

Table 19: Lake Cargelligo low-med rainfall TT.

Year	2020	2021	2022	2023	2024
Mean yield (t/ha)					1.40
HyITec® Trophy	No trial	No trial	No trial	No trial	119
Hyola® Blazer TT					119
HyITec® Velocity					116
Nuseed® Griffon TTI					116
HyITec® Trident					114
InVigor® T 4511					112
RGT Capacity TT					110
SF Dynatron TT®					109
Pioneer® PY520TC					107
SF Spark® TT					106
Sowing date					26 Apr
Rainfall J–M (mm)					232
Rainfall A–O (mm)					290

Special thanks to 2024 trial cooperator.

Yield performance of 'stacked' varieties with tolerances to multiple herbicide systems should not be compared to varieties in trials where the variety has not specifically been tested, even for the same location. The following varieties were included in this trial, but have not been tested in other herbicide trials at this location: Hyola® Defender CT, Nuseed® Griffon TTI, Pioneer® PY520TC.

Learn more via the [NVT Long Term Yield Reporter](#)

Table 20: Trangie low-med rainfall TT.

Year	2020	2021	2022	2023	2024
Mean yield (t/ha)	2.15	2.90	2.41	1.54	2.13
Hyola® Blazer TT	119		124	114	114
HyITec® Trophy	108	107	115	114	113
Hyola® Defender CT			118	104	105
HyITec® Trident	102	108	115	111	110
InVigor® LT 4530P	115	103	124	90	93
HyITec® Velocity		108			113
Pioneer® PY520TC				102	104
InVigor® T 4511		102	102	108	108
Monola® H524TT		101	103	104	104
Nuseed® Griffon TTI					110
Sowing date	21 Apr	21 Apr	20 Apr	8 May	29 Apr
Rainfall J–M (mm)	193	303	173	167	192
Rainfall A–O (mm)	325	271	623	152	298

Special thanks to 2024 trial cooperator.

Yield performance of 'stacked' varieties with tolerances to multiple herbicide systems should not be compared to varieties in trials where the variety has not specifically been tested, even for the same location. The following varieties were included in this trial, but have not been tested in other herbicide trials at this location: Hyola® Defender CT, Nuseed® Griffon TTI, Pioneer® PY520TC.

Learn more via the [NVT Long Term Yield Reporter](#)

WHEAT

BARLEY

OAT

CANOLA

CHICKPEA

FABA BEAN

FIELD PEA

LUPIN

## Australian canola variety disease ratings

The following table contains varietal ratings for blackleg disease of canola.

These ratings are updated twice a year by crop pathologists and were released in autumn 2025.

**Table 21: Canola disease guide – autumn 2025 ratings and resistance groups.**

Variety	2025 autumn blackleg rating			2025 upper canopy infection blackleg rating	Type	Major gene resistance group of cultivar
	Bare	Fluopyram (e.g. ILeVo®)	Pydiflumetofen (e.g. Saltro®)			
CONVENTIONAL VARIETIES						
Outlaw <sup>Ⓢ</sup>	RMR	R	R	MR-UCI	Open pollinated	A
Nuseed® Diamond	RMR	R	R	MR-UCI	Hybrid	ABF
Nuseed® Quartz	MR			MR-UCI	Hybrid	ABD
TRIAZINE-TOLERANT VARIETIES						
Pioneer® PY429T	R		R	R-UCI	Hybrid, Triazine	ABH
HyTTec® Trifecta	R			MR-UCI	Hybrid, Triazine	ABD
DG Bidgee TT <sup>Ⓢ</sup>	R	R	R	R-UCI	Open pollinated, Triazine	H
HyTTec® Trident	R			MR-UCI	Hybrid, Triazine	AD
HyTTec® Trophy	R	R	R	MR-UCI	Hybrid, Triazine	AD
DG Torrens TT <sup>Ⓢ</sup>	RMR			R-UCI	Open pollinated, Triazine	H
Monola® H524TT	RMR			MR-UCI	High stability oil, hybrid, Triazine	AD
Hyola® Blazer TT	RMR		R	MR-UCI	Hybrid, Triazine	ADF
Monola® H421TT	RMR			MR-UCI	High stability oil, hybrid, Triazine	BC
InVigor® T 4511	RMR	R		MR-UCI	Hybrid, Triazine	Unknown
ATR-Bluefin <sup>Ⓢ</sup>	RMR			MR-UCI	Open pollinated, Triazine	AB
Renegade TT <sup>Ⓢ</sup>	MR	R	R	MR-UCI	Open pollinated, Triazine	A
SF Spark™ TT	MR	R	R	MR-UCI	Hybrid, Triazine	ABDS
HyTTec® Velocity	MR			MR-UCI	Hybrid, Triazine	AB
Monola® 422TT	MR			MR-UCI	High stability oil, open pollinated, Triazine	BC
DG Avon TT <sup>Ⓢ</sup>	MR		R	MR-UCI	Open pollinated, Triazine	AC
SF Dynatron™ TT	MRMS	R	R	MRMS-UCI	Hybrid, Triazine	BC
ATR-Swordfish <sup>Ⓢ</sup>	MRMS			MRMS-UCI	Open pollinated, Triazine	AB
RGT Baseline™ TT	MRMS	RMR	R	MRMS-UCI	Hybrid, Triazine	B
Bandit TT <sup>Ⓢ</sup>	MRMS	RMR	R	MRMS-UCI	Open pollinated, Triazine	A
RGT Capacity™ TT	MRMS	RMR	R	MRMS-UCI	Hybrid, Triazine	B
ATR-Bonito <sup>Ⓢ</sup>	MS	MR	RMR	MS-UCI	Open pollinated, Triazine	A
IMIDAZOLINONE-TOLERANT VARIETIES						
Captain CL	R			R-UCI	Winter, hybrid, Clearfield®	AH
Hyola® Solstice CL	R		R	R-UCI	Hybrid, Clearfield®	ADFH
Hyola® Feast CL	R		R	R-UCI	Winter, hybrid, Clearfield®	H
Phoenix CL	R			MR-UCI	Winter, hybrid, Clearfield®	B
Hyola® 970CL	R		R	R-UCI	Winter, hybrid, Clearfield®	H
RGT Nizza™ CL	R			MR-UCI	Winter, hybrid, Clearfield®	B
Pioneer® PN526C	R		R	MR-UCI	High stability oil, hybrid, Clearfield®	ABD
Pioneer® PY327C	R		R	MR-UCI	Hybrid, Clearfield®	AB
RGT Clavier™ CL	R			R-UCI	Winter, hybrid, Clearfield®	ACH
Pioneer® 45Y95 CL	RMR			MR-UCI	Hybrid, Clearfield®	C
Pioneer® PY421C	RMR		R	MR-UCI	Hybrid, Clearfield®	A
Nuseed® Ceres IMI	RMR			MR-UCI	Hybrid, Imidazolinone	AD
Pioneer® 43Y92 CL	RMR	R	R	MR-UCI	Hybrid, Clearfield®	B
VICTORY® V75-03CL	RMR	R		MR-UCI	High stability oil, hybrid, Clearfield®	AB
Pioneer® 44Y94 CL	RMR			MR-UCI	Hybrid, Clearfield®	BC

Continued on next page

WHEAT

BARLEY

OAT

CANOLA

CHICKPEA

FABA BEAN

FIELD PEA

LUPIN

Table 21: Canola disease guide – autumn 2025 ratings and resistance groups (continued).

Variety	2025 autumn blackleg rating			2025 upper canopy infection blackleg rating	Type	Major gene resistance group of cultivar
	Bare	Fluopyram (e.g. iLeVo®)	Pydiflumetofen (e.g. Salstro®)			
IMIDAZOLINONE AND TRIAZINE-TOLERANT VARIETIES						
Hyola® Defender CT	R		R	MR-UCI	Hybrid, Clearfield®, Triazine	ADF
Pioneer® PY520 TC	RMR		R	MR-UCI	Hybrid, Clearfield®, Triazine	BC
Nuseed® Griffon TTI	RMR			MR-UCI	Hybrid, Imidazolinone, Triazine	AC
GLYPHOSATE-TOLERANT VARIETIES						
DG Hotham TF	R			R-UCI	Hybrid, TruFlex®	ABH
Nuseed® Raptor TF	R			MR-UCI	Hybrid, TruFlex®	AD
Nuseed® Eagle TF	R			MR-UCI	Hybrid, TruFlex®	ABD
VICTORY® V55-04TF	R	R		MR-UCI	High stability oil, hybrid, TruFlex®	AB
DG Lofty TF	R			R-UCI	Hybrid, TruFlex®	ABH
Nuseed® Hunter TF	RMR			MR-UCI	Hybrid, TruFlex®	AB
Pioneer® PY422G	RMR		R	MR-UCI	Hybrid, Optimum GLY®	AB
Pioneer® 44Y27 RR	RMR	R	R	MR-UCI	Hybrid, Roundup Ready®	B
DG Buller G	RMR			R-UCI	Hybrid, Optimum GLY®	H
Nuseed® Emu TF	MR			MR-UCI	Hybrid, TruFlex®	AB
Pioneer® PY525G	MR		R	MR-UCI	Hybrid, Optimum GLY®	AB
Pioneer® PY323G	MR		R	MR-UCI	Hybrid, Optimum GLY®	BC
Pioneer® PY428R	MR		R	MR-UCI	Hybrid, Roundup Ready®	B
InVigor® R 4520P	MRMS	R		MRMS-UCI	Hybrid, Truflex®	B
GLYPHOSATE AND IMIDAZOLINONE-TOLERANT VARIETIES						
Hyola® Regiment XC	R	R	R	R-UCI	Hybrid, TruFlex®, Clearfield®	ADFH
Pioneer® PY424GC	MR		R	MR-UCI	Hybrid, TruFlex®, Clearfield®	BC
GLUFOSINATE AND TRIAZINE-TOLERANT VARIETIES						
InVigor® LT 4530P	RMR	R		MR-UCI	Hybrid, LibertyLink®, Triazine	BF
GLUFOSINATE AND GLYPHOSATE-TOLERANT VARIETIES						
InVigor® LR 4540P	RMR	R		MR-UCI	Hybrid, LibertyLink®, TruFlex®	B
InVigor® LR 5040P	RMR	R		MR-UCI	Hybrid, LibertyLink®, TruFlex®	AB
InVigor® LR 3540P	MR	R		MR-UCI	Hybrid, LibertyLink®, TruFlex®	AB

R = resistant, MR = moderately resistant, MS = moderately susceptible, S = susceptible.

Please check updated ratings using the [Blackleg Management Guide](#) or the [NVT Disease Ratings](#).

WHEAT

BARLEY

OAT

CANOLA

CHICKPEA

FABA BEAN

FIELD PEA

LUPIN

# CHICKPEA

## Chickpea variety yield performance – Central New South Wales

Yield results are presented from the top-performing varieties within each NVT location in the region for the past five seasons. Results are presented (as a percentage) for each variety relative to the mean trial yield for the location within each year. Varieties are listed in descending order of average yield over the period. The Long Term Yield Reporter provides additional information on varieties not listed and can be viewed as a table or chart with error bars. Rainfall is provided for January to March (J–M) and April to October (A–O) and, where relevant, irrigation from April to October.

**Table 1: Trangie desi chickpea.**

Year	2020	2021	2022	2023	2024
Mean yield (t/ha)	2.95	2.57		0.66	1.75
PBA Drummond <sup>Ⓛ</sup>	106	101	Trial failed	104	105
CBA Captain <sup>Ⓛ</sup>	100	102		93	97
PBA Seamer <sup>Ⓛ</sup>	96	99		103	101
Kyabra <sup>Ⓛ</sup>	97	92			94
PBA Boundary <sup>Ⓛ</sup>	97	96		97	89
PBA HatTrick <sup>Ⓛ</sup>	95	96		97	90
Sowing date	15 May	31 May	17 Jun	14 Jun	5 Jun
Rainfall J–M (mm)	199	303	55	167	192
Rainfall A–O (mm)	394	271	795	152	298

Special thanks to 2024 trial cooperator.  
Learn more via the [NVT Long Term Yield Reporter](https://nvt.grdc.com.au/resources/crop-sowing-guides)

WHEAT

BARLEY

OAT

CANOLA

CHICKPEA

FABA BEAN

FIELD PEA

LUPIN

Refer to the latest *Crop Sowing Guide* for further information at [nvt.grdc.com.au/resources/crop-sowing-guides](https://nvt.grdc.com.au/resources/crop-sowing-guides)

## Chickpea variety disease ratings – New South Wales

The following table contains varietal ratings for the predominant diseases of chickpea in New South Wales. These ratings are updated annually by crop pathologists and were released in March 2025.

Selected varieties of most relevance to New South Wales growers are listed in alphabetical order and disease ratings are colour-coded to match resistance and tolerance ratings.

Table 2: Chickpea disease guide for New South Wales.							
Variety	Ascochyta blight (pathogen group 1 – south)	Ascochyta blight (pathogen group 2 – north)	2022-23 Phytophthora root rot	RLN resistance ( <i>Pratylenchus thornei</i> )	RLN tolerance ( <i>Pratylenchus thornei</i> )	RLN resistance ( <i>Pratylenchus neglectus</i> )	RLN tolerance ( <i>Pratylenchus neglectus</i> )
DESI							
CBA Captain <sup>Ⓛ</sup>	S	MS (P)	S	MS	MT	MR	MT
Genesis® 836	S	S		MS	MT	MR	MII
Kyabra <sup>Ⓛ</sup>	VS	VS	VS	S	MT	MRMS	MT
Neelam <sup>Ⓛ</sup>	S	S		MS	MTMI	MRMS	MI
PBA Boundary <sup>Ⓛ</sup>	S	S	VS	MRMS	MT	RMR	MTMI
PBA Drummond <sup>Ⓛ</sup>	VS	VS	VS	MRMS	TMT	MR	TMT
PBA HatTrick <sup>Ⓛ</sup>	S	S	S	MRMS	MTMI	MRMS	MT
PBA Maiden	S	S		MRMS	MII	MRMS	MI
PBA Pistol <sup>Ⓛ</sup>	S	VS		MRMS	MII	RMR	T
PBA Seamer <sup>Ⓛ</sup>	S	MS	S	MRMS	MTMI	MRMS	MTMI
PBA Slasher <sup>Ⓛ</sup>	S	S		MRMS	MT	MRMS	MI
PBA Striker <sup>Ⓛ</sup>	S	S		MRMS	TMT	MRMS	MI
KABULI							
Almaz <sup>Ⓛ</sup>	S	MS		S	I	MRMS	MI
Genesis® 090	MS	MS		MS	MII	MRMS	IVI
Genesis® Kalkee	S	S		MS	MI	MRMS	VI
PBA Magnus <sup>Ⓛ</sup>	S	MS		MSS	IVI	MRMS	MI
PBA Monarch <sup>Ⓛ</sup>	S	MS (P)		MS	I	MRMS	IVI
PBA Royal <sup>Ⓛ</sup>	MS	MS		MS	MI	MR (P)	MII

Learn more via the [NVT Disease Ratings](#).  
R = resistant, MR = moderately resistant, MS = moderately susceptible, S = susceptible, VS = very susceptible, T = tolerant, MT = moderately tolerant, MI = moderately intolerant, I = intolerant, VI = very intolerant, (P) = provisional rating, - hyphen indicates a range, / indicates pathotype differences, # warning, may be more susceptible to alternate pathotypes, ^ line contains a few susceptible off types, ( ) show outlier.

WHEAT

BARLEY

OAT

CANOLA

CHICKPEA

FABA BEAN

FIELD PEA

LUPIN



# FABA BEAN

## Faba bean variety yield performance – Central New South Wales

Yield results are presented from the top-performing varieties within each NVT location in the region for the past five seasons. Results are presented (as a percentage) for each variety relative to the mean trial yield for the location within each year. Varieties are listed in descending order of average yield over the period. The Long Term Yield Reporter provides additional information on varieties not listed and can be viewed as a table or chart with error bars. Rainfall is provided for January to March (J–M) and April to October (A–O) and, where relevant, irrigation from April to October.

**Table 1: Lake Cowal faba bean.**

Year	2020	2021	2022	2023	2024
Mean yield (t/ha)					3.69
PBA Marne <sup>db</sup>	No trial	No trial	No trial	No trial	105
PBA Nasma <sup>db</sup>					105
FBA Ayla <sup>db</sup>					103
PBA Samira <sup>db</sup>					102
PBA Zahra <sup>db</sup>					102
Farah					100
Fiesta VF					99
PBA Amberley <sup>db</sup>					97
PBA Bendoc <sup>db*</sup>					89
PBA Rana					86
Sowing date					24 May
Rainfall J–M (mm)					212
Rainfall A–O (mm)					270

Special thanks to 2024 trial cooperator.

\* herbicide-tolerant variety. Learn more via the [NVT Long Term Yield Reporter](#)

WHEAT

BARLEY

OAT

CANOLA

CHICKPEA

FABA BEAN

FIELD PEA

LUPIN

## Faba bean variety disease ratings – New South Wales

The following table contains varietal ratings for the predominant diseases of faba bean in New South Wales. These ratings are updated annually by crop pathologists and were released in March 2025.

Selected varieties of most relevance to New South Wales growers are listed in alphabetical order and disease ratings are colour-coded to match resistance and tolerance ratings.

**Table 2: Faba bean disease guide for New South Wales.**

Variety	Ascochyta blight	Cercospora leaf spot	Chocolate spot (Botrytis)	RLN resistance ( <i>Pratylenchus thornei</i> )	Leaf rust
Cairo	S (P)	S	S	MSS	S
Doza	S (P)	S	S	MSS	MR
Farah	MS (P)	S	S	MRMS	VS
FBA Ayla <sup>Ⓛ</sup>	MS (P)	S	S	MRMS	MR
Fiesta VF	S	S	S	MS	VS
Nura	MR (P)	S	MS	MS	VS
PBA Amberley <sup>Ⓛ</sup>	MR	S	MRMS	MRMS	VS
PBA Bendoc <sup>Ⓛ</sup>	MR (MS) (P)	S	S	MRMS	VS
PBA Marne <sup>Ⓛ</sup>	MS	S	MS	MS	MRMS
PBA Nanu <sup>Ⓛ</sup>	MS (P)	S	S	MRMS	MR
PBA Nasma <sup>Ⓛ</sup>	S (P)	S	S	MSS	MRMS
PBA Rana	MRMS (P)	S	MS	MS	VS
PBA Samira <sup>Ⓛ</sup>	MR (P)	S	MS	MRMS	S
PBA Warda <sup>Ⓛ</sup>	S	S	S	MRMS	MRMS
PBA Zahra <sup>Ⓛ</sup>	MRMS	S	MS	MRMS	S

Learn more via the [NVT Disease Ratings](#).

R = resistant, MR = moderately resistant, MS = moderately susceptible, S = susceptible, VS = very susceptible,

T = tolerant, MT = moderately tolerant, MI = moderately intolerant, I = intolerant, VI = very intolerant,

(P) = provisional rating, - hyphen indicates a range, / indicates pathotype differences, # warning, may be more susceptible to alternate pathotypes,

<sup>Ⓛ</sup> line contains a few susceptible off types, ( ) show outlier.

WHEAT

BARLEY

OAT

CANOLA

CHICKPEA

FABA BEAN

FIELD PEA

LUPIN

# FIELD PEA

## Field pea variety yield performance – Central New South Wales

Yield results are presented from the top-performing varieties within each NVT location in the region for the past five seasons. Results are presented (as a percentage) for each variety relative to the mean trial yield for the location within each year. Varieties are listed in descending order of average yield over the period.

The Long Term Yield Reporter provides additional information on varieties not listed and can be viewed as a table or chart with error bars. Rainfall is provided for January to March (J–M) and April to October (A–O) and, where relevant, irrigation from April to October.

**Table 1: Condobolin field pea.**

Year	2020	2021	2022	2023	2024
Mean yield (t/ha)	2.39	3.05		1.05	1.06
APB Bondi <sup>‡</sup>	101	113	Trial failed	105	124
PBA Taylor <sup>‡</sup>	98	110		106	121
PBA Butler <sup>‡</sup>	105	107		108	102
PBA Pearl	113	101		104	100
PBA Noosa <sup>‡</sup>	102	104		104	109
Kaspa	97	104		104	104
PBA Wharton <sup>‡</sup>	95	102		97	111
PBA Oura <sup>‡</sup>	103	95		98	93
PBA Percy	108	90		103	78
GIA Kastar <sup>‡*</sup>	82	90		80	84
Sowing date	22 May	24 May	9 May	4 Jun	29 May
Rainfall J–M (mm)	229	373	184	157	221
Rainfall A–O (mm)	396	252	581	111	308
Irrigation A–O (mm)				60	

Special thanks to 2024 trial cooperator.

\* herbicide-tolerant variety. Learn more via the [NVT Long Term Yield Reporter](https://nvt.grdc.com.au/resources/crop-sowing-guides)

WHEAT

BARLEY

OAT

CANOLA

CHICKPEA

FABA BEAN

FIELD PEA

LUPIN

Refer to the latest *Crop Sowing Guide* for further information at [nvt.grdc.com.au/resources/crop-sowing-guides](https://nvt.grdc.com.au/resources/crop-sowing-guides)

Field pea variety disease ratings – New South Wales

The following table contains varietal ratings for the predominant diseases of field pea in New South Wales. These ratings are updated annually by crop pathologists and were released in March 2025.

Selected varieties of most relevance to New South Wales growers are listed in alphabetical order and disease ratings are colour-coded to match resistance and tolerance ratings.

Table 2: Field pea disease guide for New South Wales.					
Variety	Bacterial blight	Downy mildew	Powdery mildew	RLN resistance ( <i>Pratylenchus neglectus</i> )	RLN resistance ( <i>Pratylenchus thornei</i> )
APB Bondi <sup>Δ</sup>	S	RMR (S)	RMR	RMR	MSS
GIA Kastar <sup>Δ</sup>	S	S	RMR	MR	MS
GIA Ourstar <sup>Δ</sup>	S (P)	S	S	MRMS	MS
Kaspa	S	S	S	RMR	MRMS
PBA Butler <sup>Δ</sup>	MS	S	S	RMR	MRMS
PBA Gunyah <sup>Δ</sup>	S	S	S	RMR	MRMS
PBA Noosa <sup>Δ</sup>	S	MS	S	RMR	MRMS
PBA Oura <sup>Δ</sup>	MS	S	S	MR	MRMS (P)
PBA Pearl	MS	S	S	MR	MRMS
PBA Percy	MRMS	S	S	RMR	RMR
PBA Taylor <sup>Δ</sup>	S	S	S	RMR	MRMS
PBA Twilight <sup>Δ</sup>	S	S	S	MR	MRMS
PBA Wharton <sup>Δ</sup>	S	S	R (S)	MR	MRMS

Learn more via the [NVT Disease Ratings](#).

R = resistant, MR = moderately resistant, MS = moderately susceptible, S = susceptible, VS = very susceptible,  
T = tolerant, MT = moderately tolerant, MI = moderately intolerant, I = intolerant, VI = very intolerant,  
(P) = provisional rating, - hyphen indicates a range, / indicates pathotype differences, # warning, may be more susceptible to alternate pathotypes,  
^ line contains a few susceptible off types, ( ) show outlier.

WHEAT

BARLEY

OAT

CANOLA

CHICKPEA

FIELD PEA

LUPIN

# LUPIN

## Lupin variety yield performance – Central New South Wales

Yield results are presented from the top-performing varieties within each NVT location in the region for the past five seasons. Results are presented (as a percentage) for each variety relative to the mean trial yield for the location within each year. Varieties are listed in descending order of average yield over the period.

The Long Term Yield Reporter provides additional information on varieties not listed and can be viewed as a table or chart with error bars. Rainfall is provided for January to March (J–M) and April to October (A–O) and, where relevant, irrigation from April to October.

**Table 1: Gilgandra narrow-leaf lupin.**

Year	2020	2021	2022	2023	2024
Mean yield (t/ha)	1.58	4.72		1.00	1.08
Coyote <sup>db</sup>	109		Trial failed	130	137
Rosemont <sup>db</sup>					110
PBA Bateman <sup>db</sup>	103	98		118	119
Gidgee <sup>db</sup>		103			106
Lawler <sup>db</sup>		102			107
PBA Gunyidi <sup>db</sup>	101			110	108
PBA Jurien <sup>db</sup>	100			108	101
Mandelup <sup>db</sup>	100	100		100	98
PBA Barlock <sup>db</sup>	98	98		104	96
Jenabillup <sup>db</sup>	98			99	93
Sowing date	21 Apr	26 Apr	8 Jun	24 Apr	2 May
Rainfall J–M (mm)	307	394	180	191	140
Rainfall A–O (mm)	431	325	586	131	261

Special thanks to 2024 trial cooperator.  
Learn more via the [NVT Long Term Yield Reporter](#)

**Table 2: Goonumbra narrow-leaf lupin.**

Year	2020	2021	2022	2023	2024
Mean yield (t/ha)	2.05	3.78	2.84	0.65	0.96
Coyote <sup>db</sup>	124		113	124	166
PBA Bateman <sup>db</sup>	121	107	97	157	160
PBA Gunyidi <sup>db</sup>	112		96	139	133
Rosemont <sup>db</sup>			118		84
PBA Jurien <sup>db</sup>	102		101	117	100
PBA Barlock <sup>db</sup>	104	101	93	135	108
Lawler <sup>db</sup>		105	110		92
Gidgee <sup>db</sup>		106	115		80
Mandelup <sup>db</sup>	97	100	101	94	91
Jenabillup <sup>db</sup>	98		96	115	91
Sowing date	20 Apr	27 Apr	10 May	3 May	3 May
Rainfall J–M (mm)	196	241	188	121	149
Rainfall A–O (mm)	465	277	481	161	342

Special thanks to 2024 trial cooperator.  
Learn more via the [NVT Long Term Yield Reporter](#)

WHEAT

BARLEY

OAT

CANOLA

CHICKPEA

FABA BEAN

FIELD PEA

LUPIN

Refer to the latest *Crop Sowing Guide* for further information at [nvt.grdc.com.au/resources/crop-sowing-guides](https://nvt.grdc.com.au/resources/crop-sowing-guides)

## Lupin variety disease ratings – New South Wales

The following table contains varietal ratings for the predominant diseases of lupin in New South Wales. These ratings are updated annually by crop pathologists and were released in March 2025.

Selected varieties of most relevance to New South Wales growers are listed in alphabetical order and disease ratings are colour-coded to match resistance and tolerance ratings.

**Table 3: Lupin disease guide for New South Wales.**

Variety	Anthraxnose	Bean yellow mosaic virus (BYMV)	Cucumber mosaic virus (CMV)	Phomopsis pod infection	Phomopsis stem infection	Sclerotinia stem rot
Coromup <sup>db</sup>	MRMS	S (P)	MR	S	MR	S (P)
Coyote <sup>db</sup>	MS	MR (P)	MRMS	MRMS	S	S (P)
Gidgee <sup>db</sup>	MRMS	S (P)	MRMS	S	MR	S (P)
Jenabillup <sup>db</sup>	MRMS		MRMS	MR	MS	S (P)
Lawler <sup>db</sup>	MS	MS (P)	MRMS	MS	MR	S (P)
Mandelup <sup>db</sup>	MRMS	S (P)	MRMS	S	MR	S (P)
PBA Barlock <sup>db</sup>	S	MS (P)	MRMS	MR	MR	S (P)
PBA Bateman <sup>db</sup>	MRMS	MR (P)	MR	S	RMR	S (P)
PBA Gunyidi <sup>db</sup>	MS	MS (P)	MRMS	MRMS	RMR	S (P)
PBA Jurien <sup>db</sup>	MS	MRMS (P)	MS	MRMS	RMR	S (P)
PBA Leeman <sup>db</sup>	MR	S (P)	MRMS	MRMS	MR	S (P)
Rosemont <sup>db</sup>	MRMS (P)	MRMS (P)	MR	MRMS	MR	S (P)
Wonga	MS	MS (P)	MR	MR	MR	S (P)

Learn more via the [NVT Disease Ratings](#).

R = resistant, MR = moderately resistant, MS = moderately susceptible, S = susceptible, VS = very susceptible, T = tolerant, MT = moderately tolerant, MI = moderately intolerant, I = intolerant, VI = very intolerant, (P) = provisional rating, - hyphen indicates a range, / indicates pathotype differences, # warning, may be more susceptible to alternate pathotypes, ^ line contains a few susceptible off types, ( ) show outlier.

WHEAT

BARLEY

OAT

CANOLA

CHICKPEA

FABA BEAN

FIELD PEA

LUPIN



# NVT tools


**Trial  
results**




**Long term  
yield reporter**



**NVT disease  
ratings**



**Harvest Reports &  
Crop Sowing Guide**



**[nvt.grdc.com.au](http://nvt.grdc.com.au)**



Subscribe to NVT notifications that are sent the moment results for your local NVT trials are available.



Subscribe to receive the latest NVT publications (Harvest Reports and Crop Sowing Guides), and other NVT communications.